

MACK TRUCKS



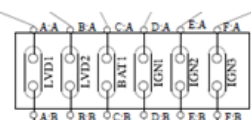

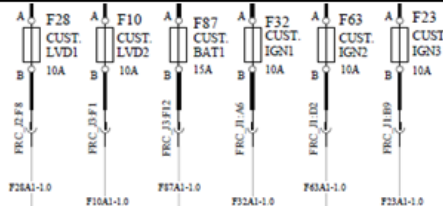
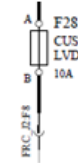
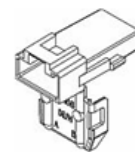

4/16/2024 (revised)

Mack GR / Granite with GEN2 Interior

- GEN 2 part numbers / programming-PTO2
 - Ref: PTO Pump Speed Calculator
- Power and Ground locations – GR model
- Snow Plow Prep Kit
- Steer Wheel Cruise Control and PTO ESC
- Steer Wheel Snow Plow Switches
- New Location for MPH Signal



NEW POWER & GROUND CONNECTORS / LOCATIONS

Auxiliary Power/Ground Ports	Power Feed	Circuit ID's	Fuse #	280 M/P Mating Connector	Mating Terminal
 <p>X117 Junction Box (1er)</p>	<p>POWER DISTRIBUTION</p> 				
X117.A	Low Voltage Disconnect (LVD), FRC Electrical Equipment access panel area , Pie slice	F28A1, Pin A Ground, Pin B	F28 (10-Amp)	Mack 20897227 Delphi 12034344	Mack 25106697, 1-2mm ² TIN Delphi 12020116, 1-2mm ² TIN
X117.B	Low Voltage Disconnect (LVD) , A Pillar location	F10A1, Pin A Ground, Pin B	F10 (10-Amp)	Mack 20897227 Delphi 12034344	Mack 25106697, 1-2mm ² TIN Delphi 12020116, 1-2mm ² TIN
X117.C	Battery, A Pillar Location	F87A1, Pin A Ground, Pin B	F87 (10-Amp)	Mack 20897227 Delphi 12034344	Mack 25106697, 1-2mm ² TIN Delphi 12020116, 1-2mm ² TIN
X117.D	Ignition, FRC Electrical Equipment access panel area , Pie slice	F32A1, Pin A Ground, Pin B	F32 (10-Amp)	Mack 20897227 Delphi 12034344	Mack 25106697, 1-2mm ² TIN Delphi 12020116, 1-2mm ² TIN
X117.E	Ignition, A Pillar Location	F63A1, Pin A Ground, Pin B	F63 (10-Amp)	Mack 20897227 Delphi 12034344	Mack 25106697, 1-2mm ² TIN Delphi 12020116, 1-2mm ² TIN
X117.F	Ignition, A Pillar Location	F23A1, Pin A Ground, Pin B	F23 (10-Amp)	Mack 20897227 Delphi 12034344	Mack 25106697, 1-2mm ² TIN Delphi 12020116, 1-2mm ² TIN

SNOW PLOW PREP KIT

Mack Snow Plow harness is available. Harness part number 23336821 can be ordered from your local Mack dealership. This is the short harness connecting chassis harness to Snow Plow light prep kit.

Revised 4/16/2024

SNOW PLOW PREP KIT, CONT'D

2018-Current Mack Snow Plow
Short harness must be made from
GT280 10-pin connector to plow lights
GR Snow Plow Connectors:

25165542 conn – Body Builder Side

85109655 term x9

20388118 seals x9

20388120 plug x1

20388011 conn - Chassis Side

20388119 term x5

20387770 term x5

20388118 seals x9

20388120 plug x1

MACK



STEER WHEEL CRUISE CONTROL SWITCHES – PTO ESC
GR Models - Steering Wheel Cruise Control buttons to enable PTO Engine Speed Controls at BodyLink III functionality - run Accessory Kit 85153488. This feature became standard in Mack Granite effective week 15 (April 9-13, 2018).

STEER WHEEL SNOW PLOW CONTROL SWITCHES

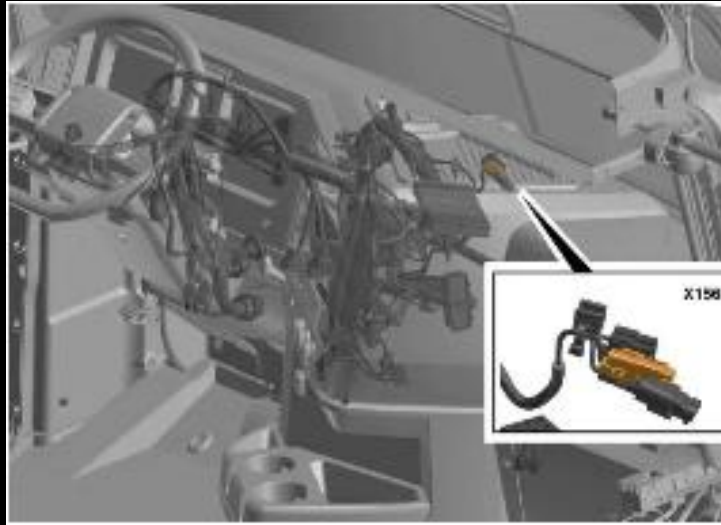


*CONTACT: WWW.ALLIEDMOBILESYSTEMS.COM 1-888-503-1501

- Install Accessory Kit #85160498
- Must remove the J1939 Wires from the Radio Connector
- Install Cruise Control Dash Switches if applicable.
- Set Source Address on device to 23 (decimal)

NEW BUFFERED ROAD SPEED SIGNAL AT X156 CONNECTOR

Road speed signal for devices used in spreader applications.
Conventional Cabs for Mack Trucks built starting week 37 2023
and after.





MACK®