

D-17293-57

See DCN

RELEASED

Date | Modification Count

WIRING DIAGRAM INDEX

NAME	DESCRIPTION	PAGE
AA	POWER DISTRIBUTION 1/2	3
AB	POWER DISTRIBUTION 2/2	4
AC	KEY SW., START & CHARGING	5
AD	GROUNDING	6
BA	VEHICLE ECU 1/4	7
BB	VEHICLE ECU 2/4	8
BC	VEHICLE ECU 3/4 - DCL CONNECTOR	9
BD	VEHICLE ECU 4/4	10
BE	INSTURMENT CLUSTER 1/3	11
BF	INSTRUMENT CLUSTER 2/3	12
BG	INSTRUMENT CLUSTER 3/3	13
BH	ALLISON BODY BUILDER INTERFACE	14
BI	TGW2	15
BJ	BODY LINK II CONSTRUCTION BODY BUILDER C	16
BK	CONCRETE DUAL TRANSMISSION PTO BODYBUILD	17
BL	CONCRETE SINGLE DRIVESHAFT PTO BODYBUILD	18
BM	BODY LINK II REFUSE BODYBUILDER CIRCUITS	19
BN	CONCRETE DUAL DRIVESHAFT PTO PACKAGE	20
BO	CONCRETE DUAL DRIVESHAFT PTO PACKAGE 2/2	21
BP	TMC RP170	22
BQ	REFUSE AND CONSTRUCTION TMC RP170, 1 OF 2	23
CA	ENGINE INTERFACE MP7 & MP8	24
CC	ENGINE/FUEL HEATER	25
CD	AUXILIARY COOLING FANS	26
CE	ENGINE INTERFACE CUMMINS ISL-G	27
CF	UREA DOSING SYSTEM	28
CG	CNG FUEL LEVEL	29
CH	UREA DOSING SYSTEM OBD2013 2/3	30
CK	METHANE DETECTION SYSTEM	31
DC	TRANSMISSION CONTROL 5TH GENERATION 1/2	32

NAME	DESCRIPTION	PAGE
DD	TRANSMISSION CONTROL 5TH GENERATION 2/2	33
DE	MRU M-DRIVE	34
DF	TRANSMISSION: M-DRIVE 2/2	35
EA	ABS MERITOR	36
EB	ABS8 TO ABS6 BENDIX	37
ED	ABS8 BENDIX	38
FA	AIR DRYER / HEATED DRAIN	39
FB	CHASSIS SOLENOIDS	40
FC	MUNCIE PUMP & BEACON LAMPS	41
FD	PARKER PTO	42
GA	LIGHTING CONTROL	43
GD	LIGHTING - FORWARD / SIGNAL	44
GF	LIGHTING - TAIL LAMP	45
GG	TRAILER LIGHTING CONTROL	46
GH	INTERIOR LIGHTING	47
GP	WIPER / WASHER	48
GQ	HORN WIRING	49
HA	CLIMATE CONTROL	50
IC	MIRROR CONTROL 1/2	51
ID	MIRROR CONTROL 2/2	52
KA	VISUAL SYSTEMS	53
KB	AUDIO SYSTEMS	54
KC	POWER OUTLET CONNECTIONS	55
NA	SPARE CONNECTORS & FEEDS	56
NB	JUNCTION POSTS	57
XA	DIAGNOSTICS / DATALINK 1 (MACK ENGINE)	58
XB	DIAGNOSTICS / DATALINK 1 (CUMMINS ENGINE)	59
XC	DATALINK 2	60
XD	DATALINK 4	61
XE	DATALINK 10 (CUMMINS ENGINE)	62

The copying, distribution and utilization of this document as well as the communication of its contents to others without expressed authorization is prohibited. Offenders will be held liable for payment of damages. All rights reserved in the event of the grant of a patent, utility model or ornamental design registration.

Document title

WIRING DIAGRAM, TYPE-OM - OBD ENGINE

The legal owner of this document is as stated under "Design Location" in KOLA and in the associated "Part Version Report"

Document type

PRODUCT SCHEMATICS

Document No

22437775

Issue

06

Volume

1 (2)

Sheet No

1 (62)



Group Trucks Technology

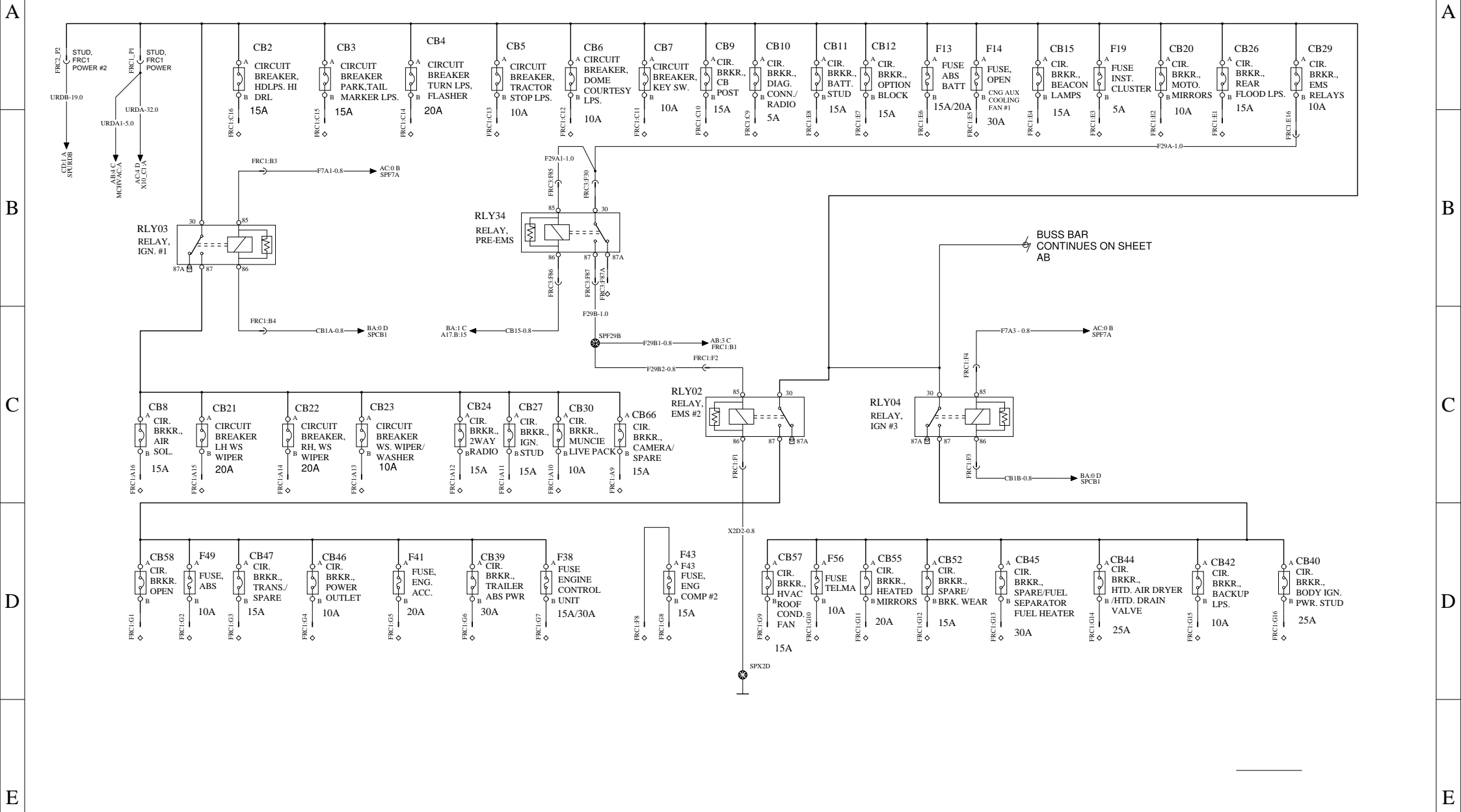

ABBREVIATION LIST, 12V

SHELL CAVITY	HARNESSES	WHERE USED
AAC_DT	DASH OVERLAY	AUX AUDIO
AAC_TS	SLEEPER OVERLAY	AUX AUDIO
ABS_X1	MAIN CAB	ABS JUMPER
ABS_X2	MAIN CAB	ABS JUMPER
ABS_X3	MAIN CAB	ABS JUMPER
ACLD	FUSION A PILLAR	LANE DEPARTURE
AF_AFR	DASH OVLY	AUX COOLING FAN
ALLISON	AUTOTRANS TRANS	ALLISON
AT_CAB_TRANS	MAIN CAB	TRANSMISSION
AUX_SW_PWR	MAIN CAB	MISC SW_PWR
BB_CAB	BODY_BUILDER_CAB	BODY_BUILDER_CHASSIS
BBCBEC	BODY_BUILDER_CAB	BODY_BUILDER_CHASSIS
BBM_1939	MAIN CAB	BODY_BUILDER_CAB
BBTR	BODY_BUILDER_CHASSIS	BB_INTERCONNECTION
BOCLPL	SLEEPER	BACK_OF_CAB_LAMP
BOCLPR	SLEEPER	BACK_OF_CAB_LAMP
DSFC	DS_HARNESSES	REAR_CHASSIS_EXTENSION
EFRC	FRONT_CHASSIS	FUSE_RELAY_CENTER
ESFC	FRONT_CHASSIS	ECS_OVERLAY
FCAC	FRONT_CHASSIS	APADS
FCAE2	FRONT_CHASSIS	BATTERY_PWR
FCCE	FRONT_CHASSIS	REAR_CHASSIS_EXTENSION
FCCL	FRONT_CHASSIS	COOLANT_LEVEL
FCCUT4	FRONT_CHASSIS	UREA_TANK
FCEGO	FRONT_CHASSIS	STANTION_HARNESSES
FCEIC	FRONT_CHASSIS	UREA_DOSING
FCEN	FRONT_CHASSIS	ENGINE
FCFA	FRONT_CHASSIS	ANTENNA
FCHL	FRONT_CHASSIS	HEADLIGHTS_LEFT
FCHLR	FRONT_CHASSIS	HEADLIGHTS_RIGHT
FCRE	TAIL_LAMP_EXT	TAIL_LAMP_EXTENSION
FCTR	FRONT_CHASSIS	TRANSMISSION
FCUT	UREA_TANK	UREA_TANK_EXTENSION
FCWB	FRONT_CHASSIS	WASHER_BOTTLE
FRC_J1	MAIN CAB	FUSE_RELAY_CENTER
FRC_J2	MAIN CAB	FUSE_RELAY_CENTER
FRC_J3	MAIN CAB	FUSE_RELAY_CENTER
FRC_J4	MAIN CAB	FUSE_RELAY_CENTER

SHELL CAVITY	HARNESSES	WHERE USED
FRC_J5	MAIN CAB	FUSE_RELAY_CENTER
FUSEXT	FUSION A PILLAR	LANE DEPARTURE EXTENSION
HLSO	HEADLINER	COURTESY LIGHTS
HOOKUPLP	MAIN CAB	HOOKUP LAMPS
ILLUM_OPT	MISC SWITCH	OPTIONAL ILLUMINATION
MCABS	MAIN CAB	ABS
MCACC	MAIN CAB	OVERLAY_ACC
MCAF	MAIN CAB	AUX_FAN
MCBBM	MAIN CAB	PTO
MCDIAG	MAIN CAB	DIAGNOSTICS
MCDL	MAIN CAB	DOOR-L
MCDR	MAIN CAB	DOOR-R
MCES	MAIN CAB	ECS_OVERLAY
MCFC	MAIN CAB	FRONT_CHASSIS
MCFH	MAIN CAB	SLEEPER
MCHL	MAIN CAB	HOOKUP LAMPS
MCME	MAIN CAB	METHANE
MCOF1	MAIN CAB	ROOF
MCOF2	MAIN CAB	ROOF
MCOF2A	MAIN CAB	SPEAKER
MCOF2B	ROOF	SPEAKER
MCOF3	MAIN CAB	ROOF
MCOF5	METHANE	ROOF
MCQP	MAIN CAB	QUALCOMM PEOPLENET
MCSC	MAIN CAB	STEERING COLUMN
MCSEM	MAIN CAB	INFOTAINMENT
MCTR	MAIN CAB	TRANSMISSION
PB_START	PBSTART_HARNESSES	ENGINE_START
RCECS	CHASSIS ECS OVERLAY	ECS
RCSP	FRONT_CHASSIS	SOLENOID_PACK
RFHL	ROOF	ROOF HEADLINER
RFRS	ROOF	RADIO SHELF
ROMJ	ROOF	METHANE JUMPER
SFSR	SLEEPER_FRONT	SLEEPER_REAR
SLOB	SLEEPER	OVERHEAD BUNK
SLRFHL	ROOF	HEADLINER
TLBU	TAIL_LAMP	BACKUP_ALARM
TLRE	TAIL_LAMP	TAIL_LAMP_EXTENSION



POWER DISTRIBUTION 1/2

WIRING DIAGRAM: AA



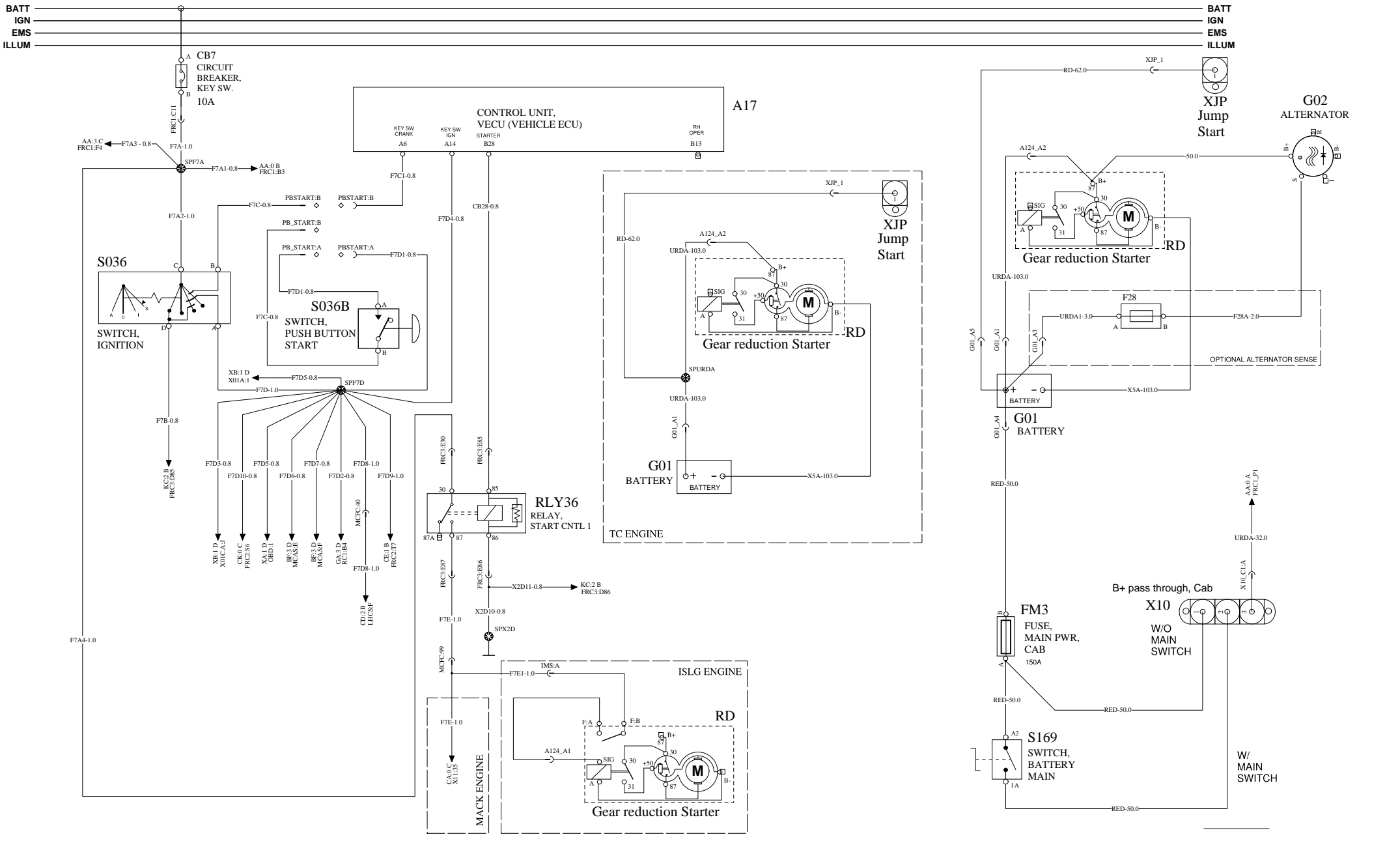
POWER DISTRIBUTION 2/2

WIRING DIAGRAM: AB



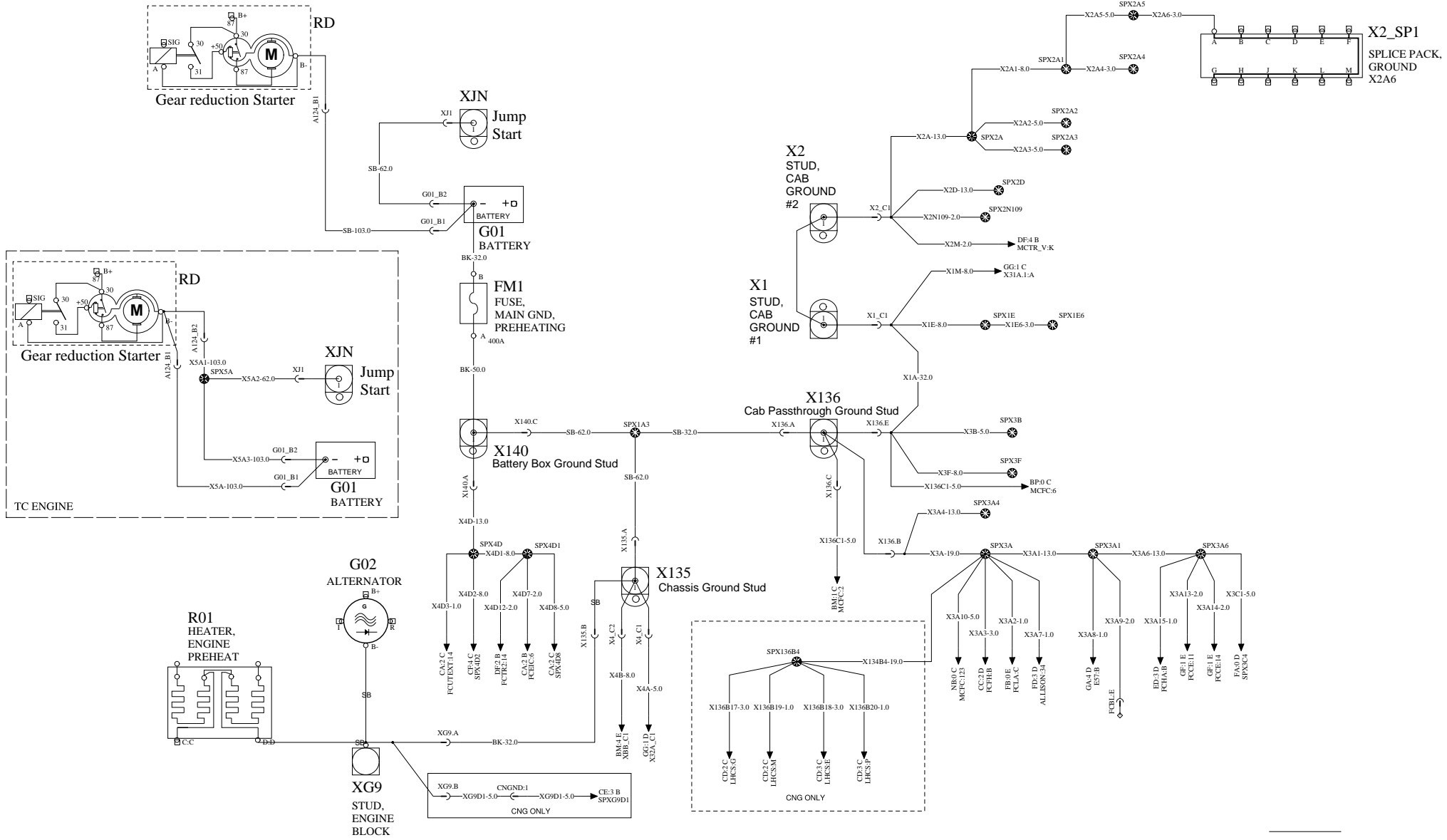

KEY SW., START & CHARGING

WIRING DIAGRAM: AC

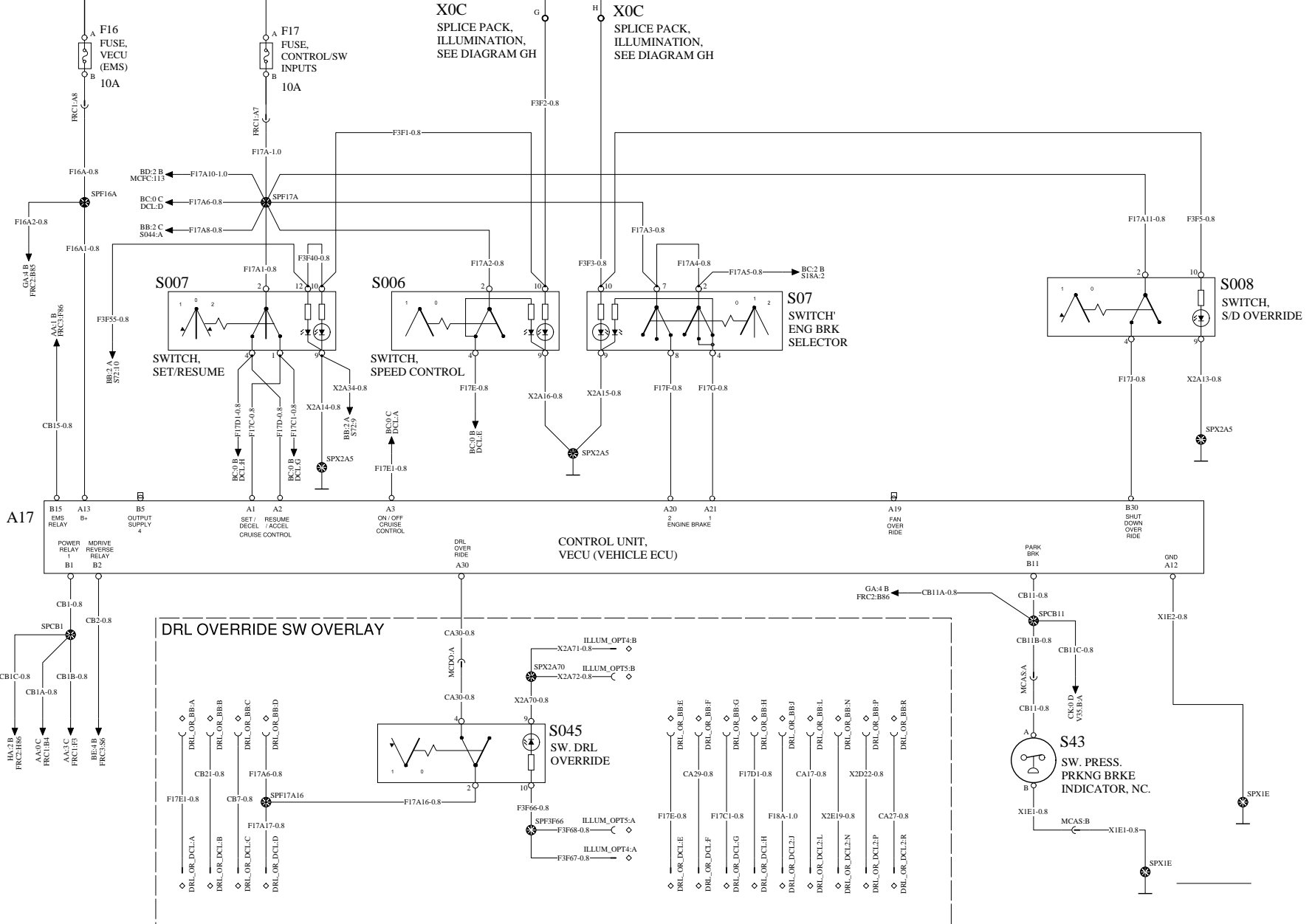


GROUNDING

WIRING DIAGRAM: AD

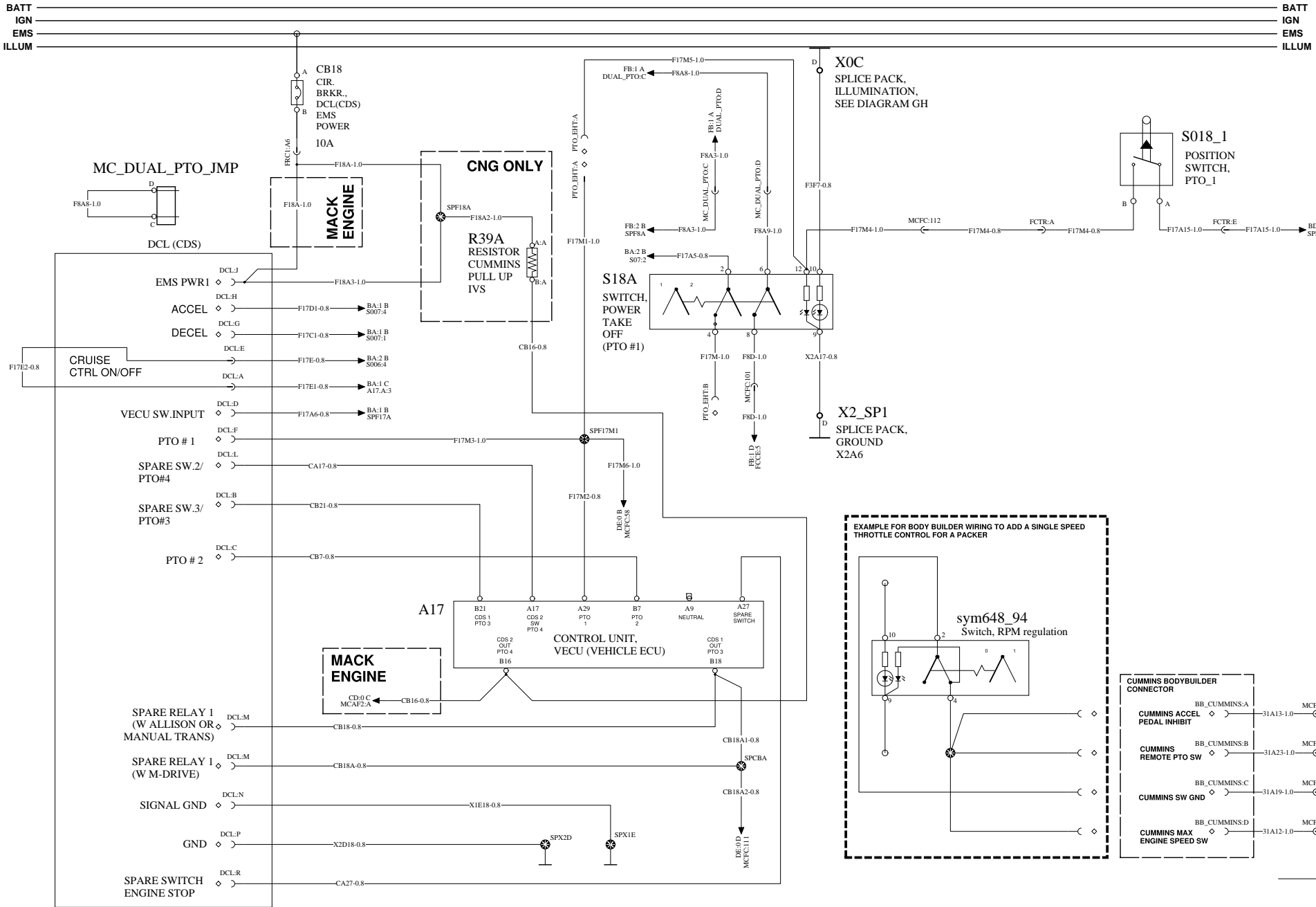


BATT
IGN
EMS
ILLUM



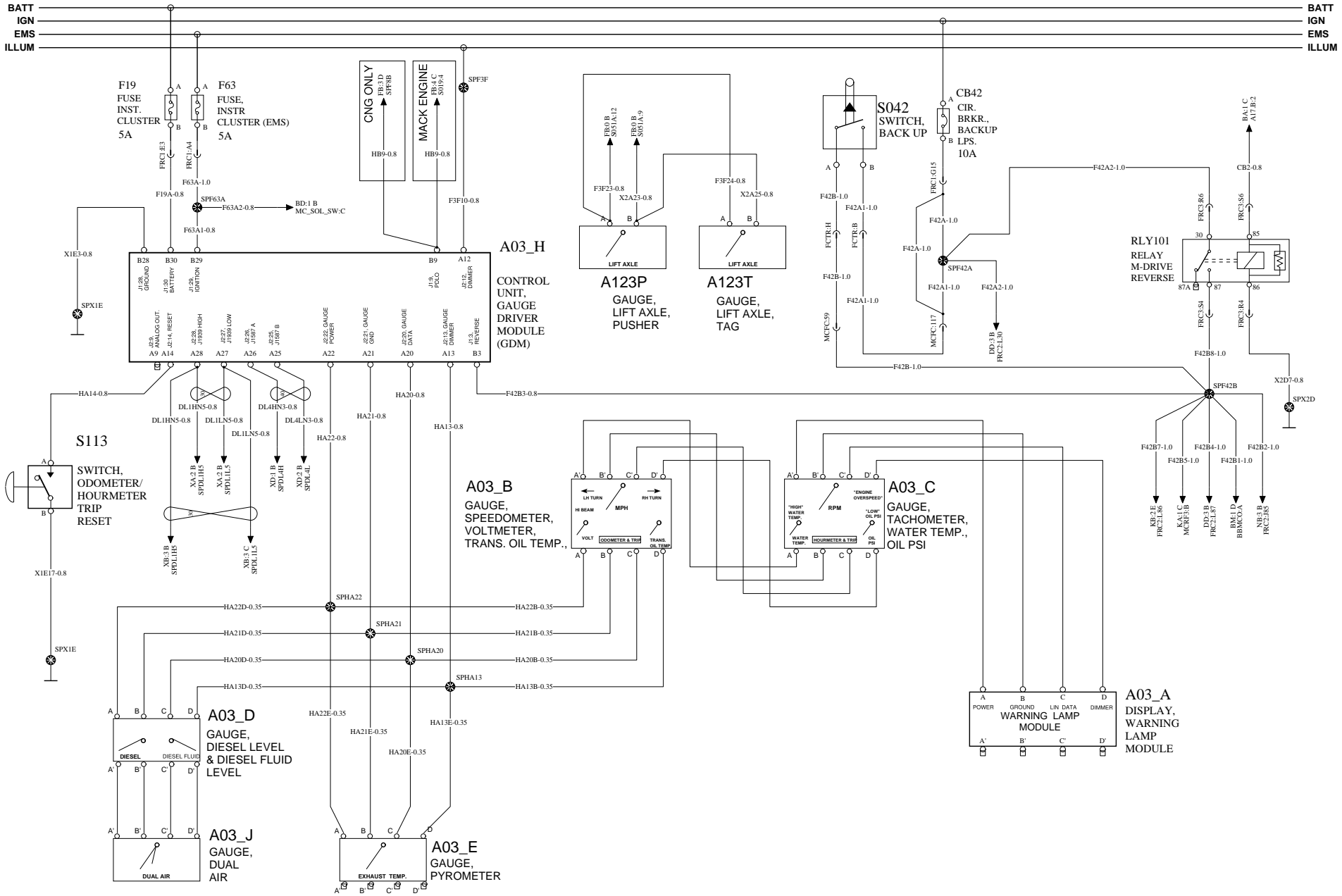
VEHICLE ECU 3/4 - DCL CONNECTOR

WIRING DIAGRAM: BC



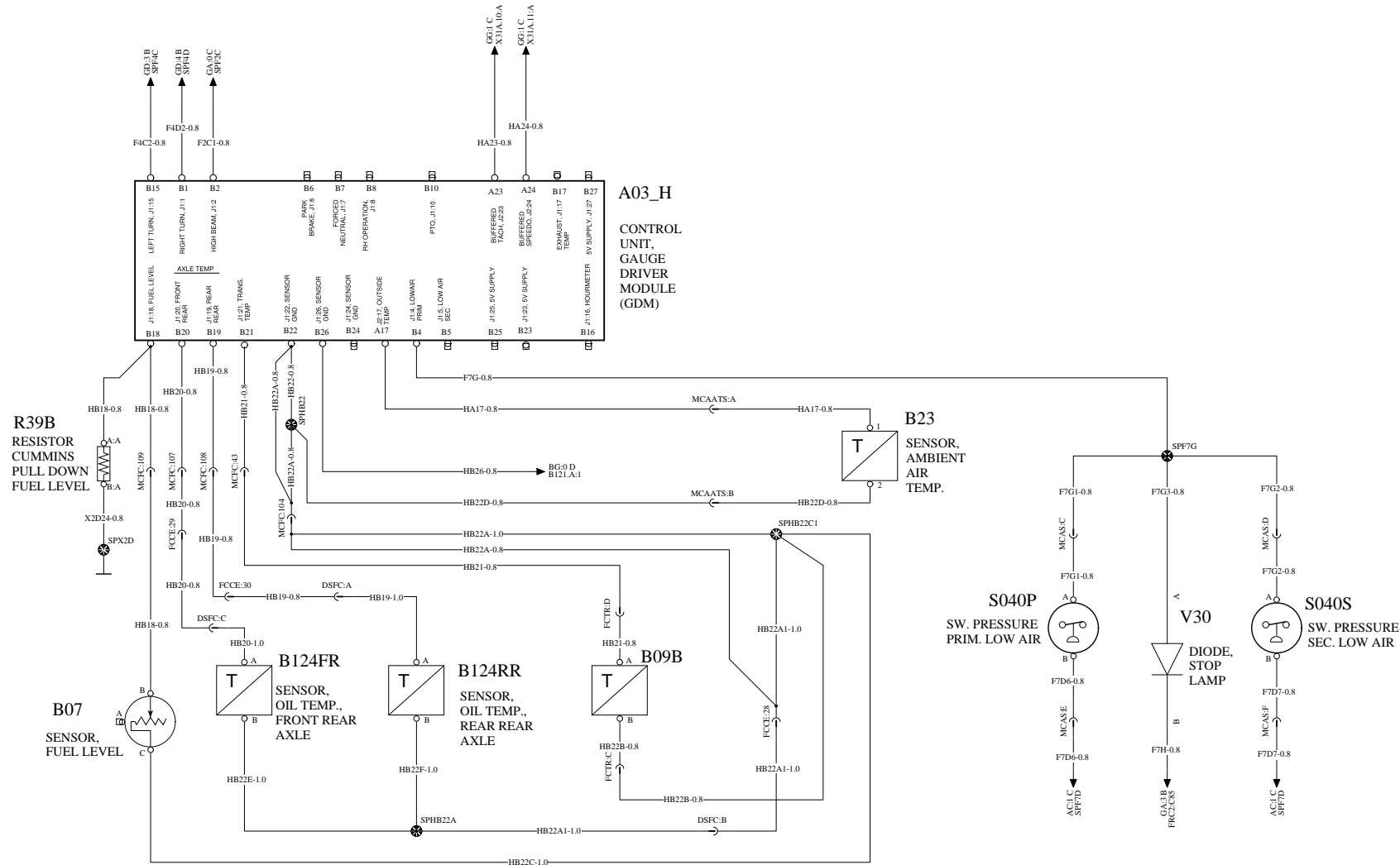
INSTURMENT CLUSTER 1/3

WIRING DIAGRAM: BE



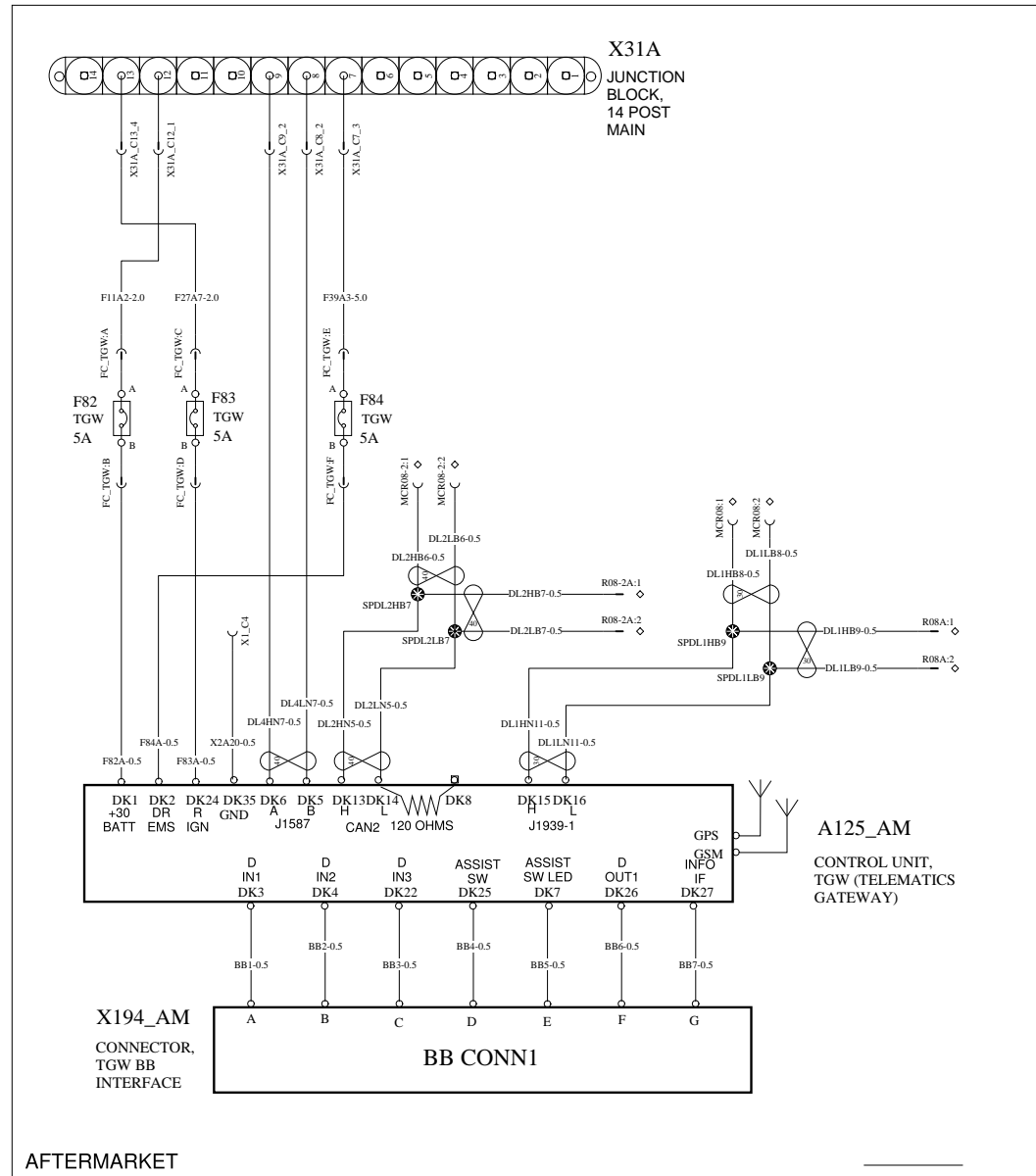
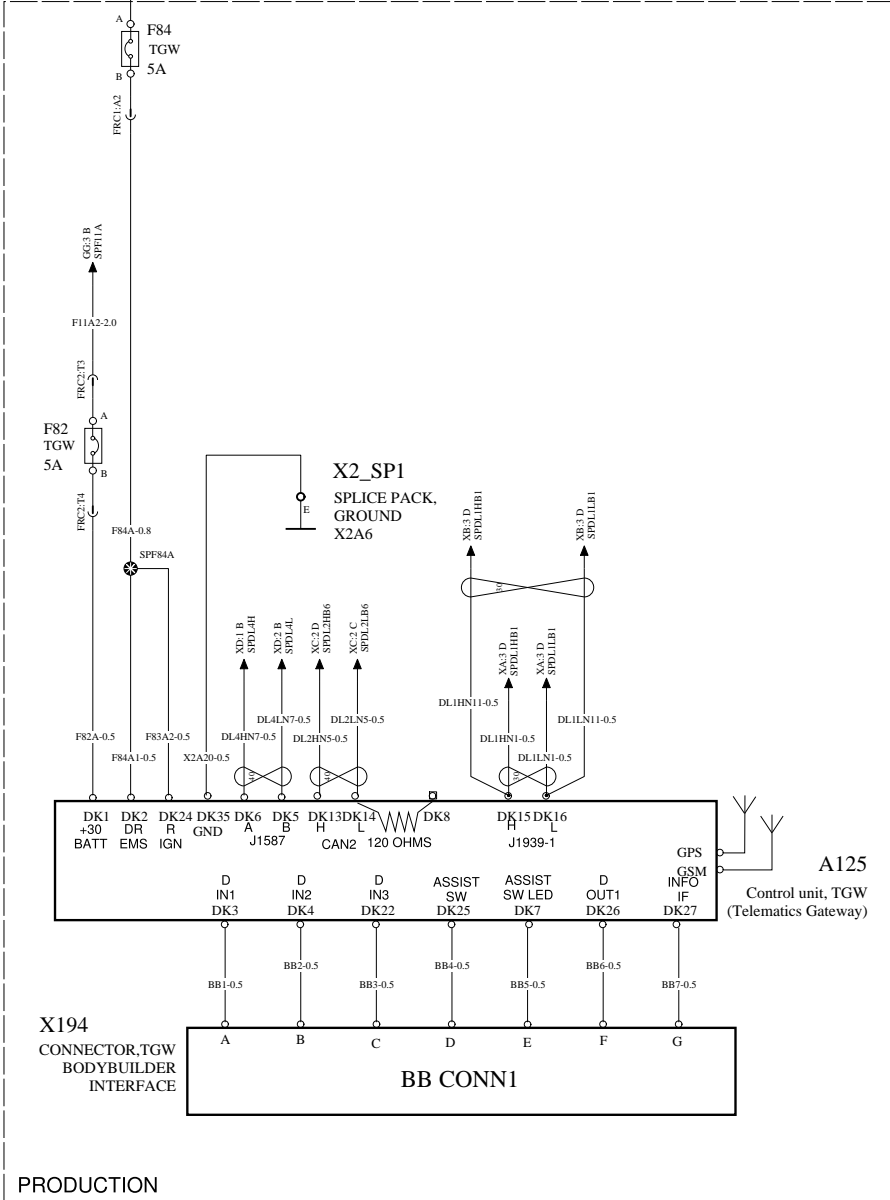

BATT
IGN
EMS
ILLUM

BATT
IGN
EMS
ILLUM



TGW2

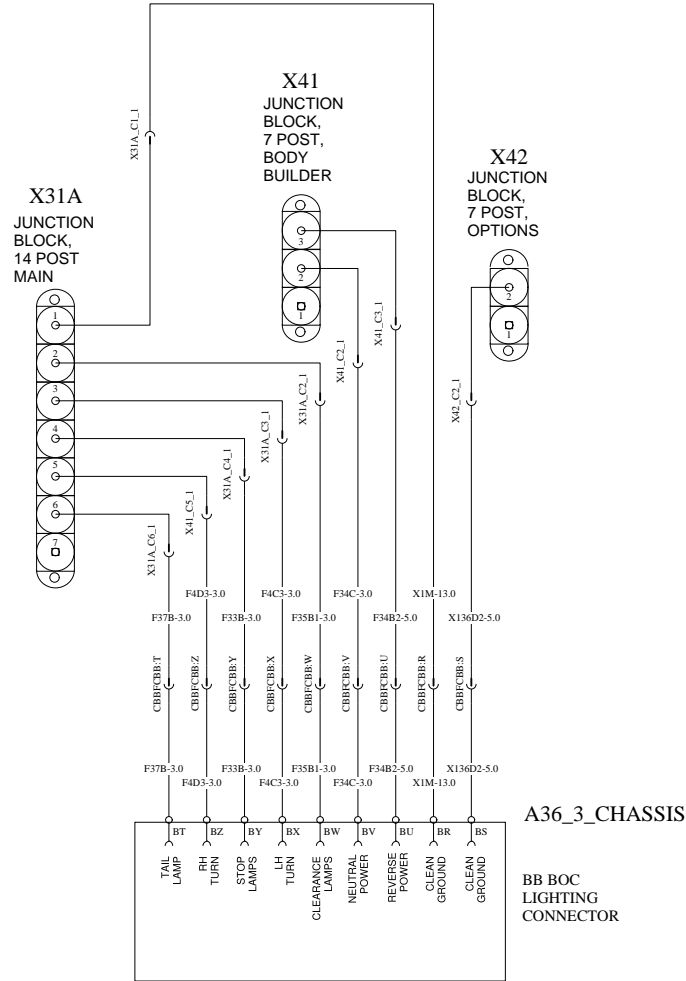
WIRING DIAGRAM : BI



BODY LINK II CONSTRUCTION BODY BUILDER CIRCUITS

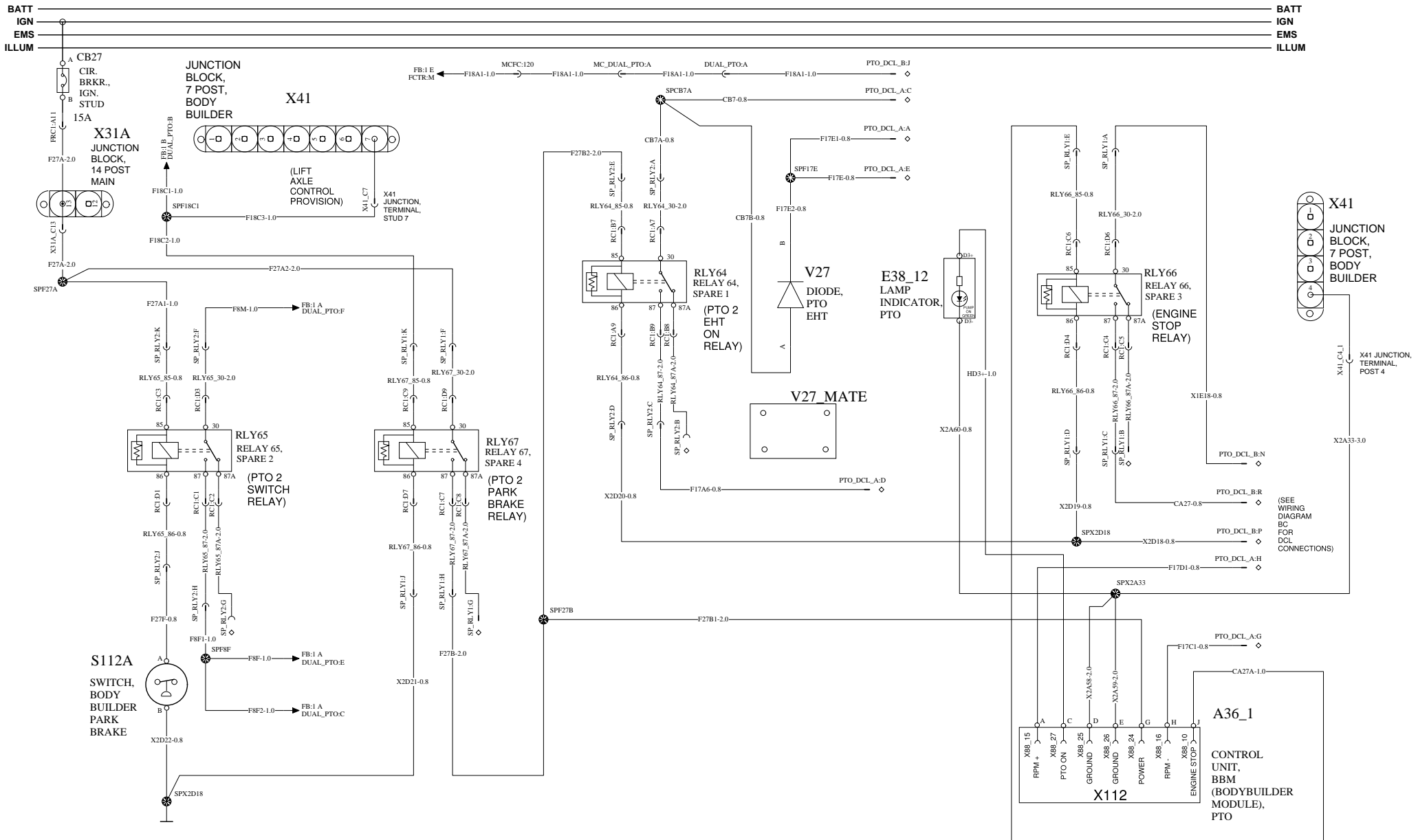
WIRING DIAGRAM:BJ

BATT _____ BATT
 IGN _____ IGN
 EMS _____ EMS
 ILLUM _____ ILLUM



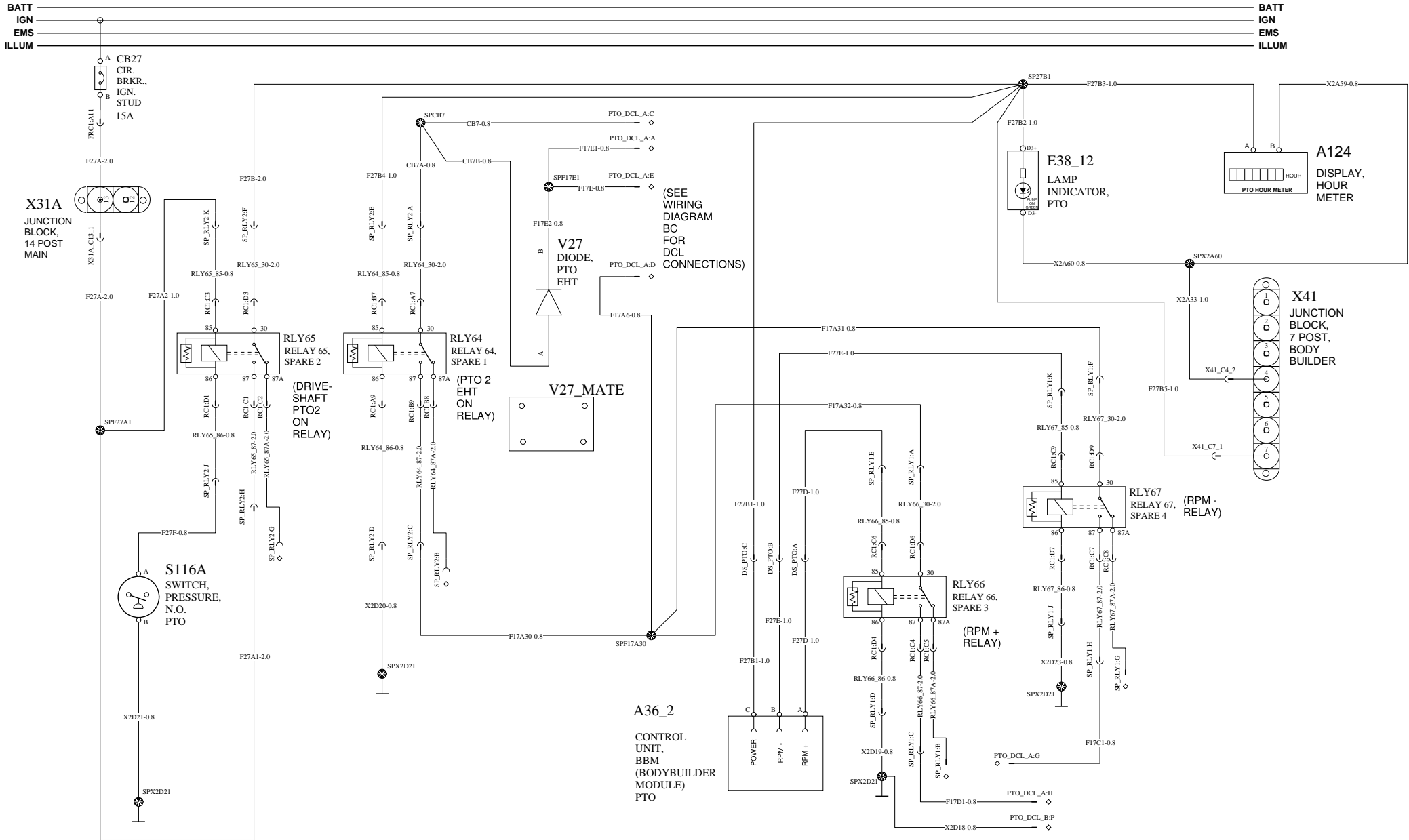
CONCRETE DUAL TRANSMISSION PTO BODYBUILDER PACKAGE

WIRING DIAGRAM: BK



CONCRETE SINGLE DRIVESHAFT PTO BODYBUILDER PACKAGE

WIRING DIAGRAM: BL

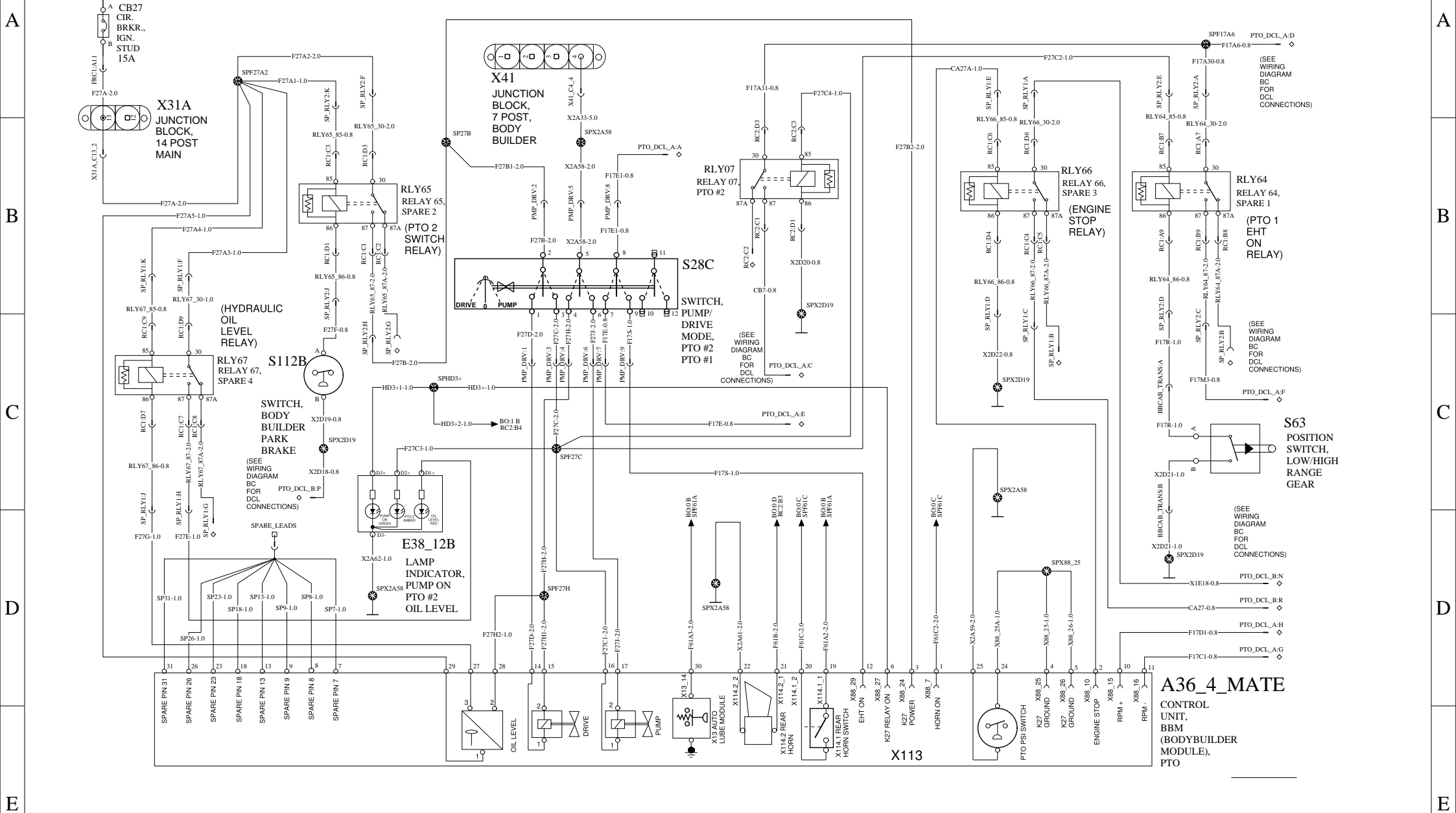


CONCRETE DUAL DRIVESHAFT PTO PACKAGE

WIRING DIAGRAM: BN

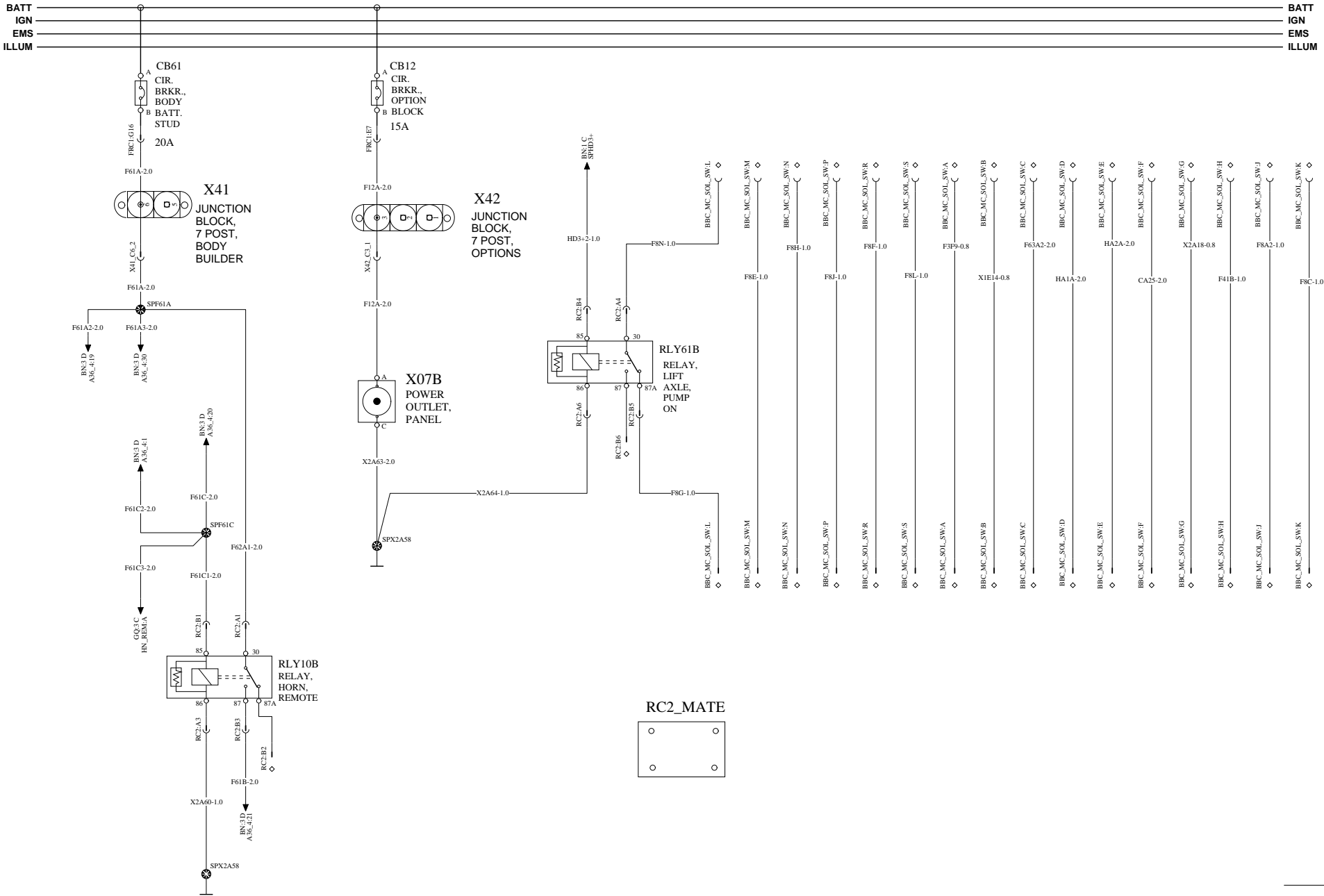
BATT
IGN
EMS
ILLUM

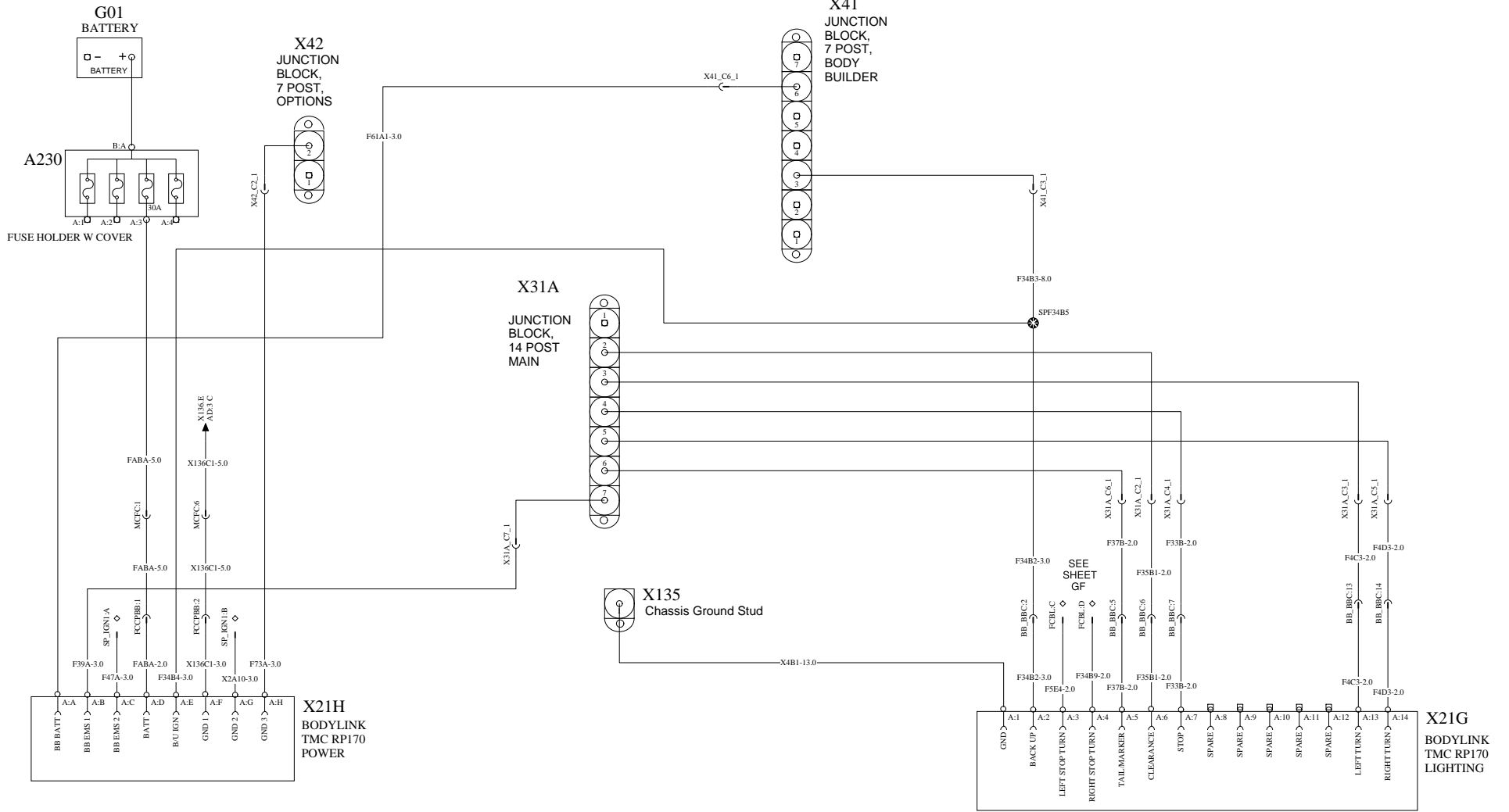

BATT
IGN
EMS
ILLUM

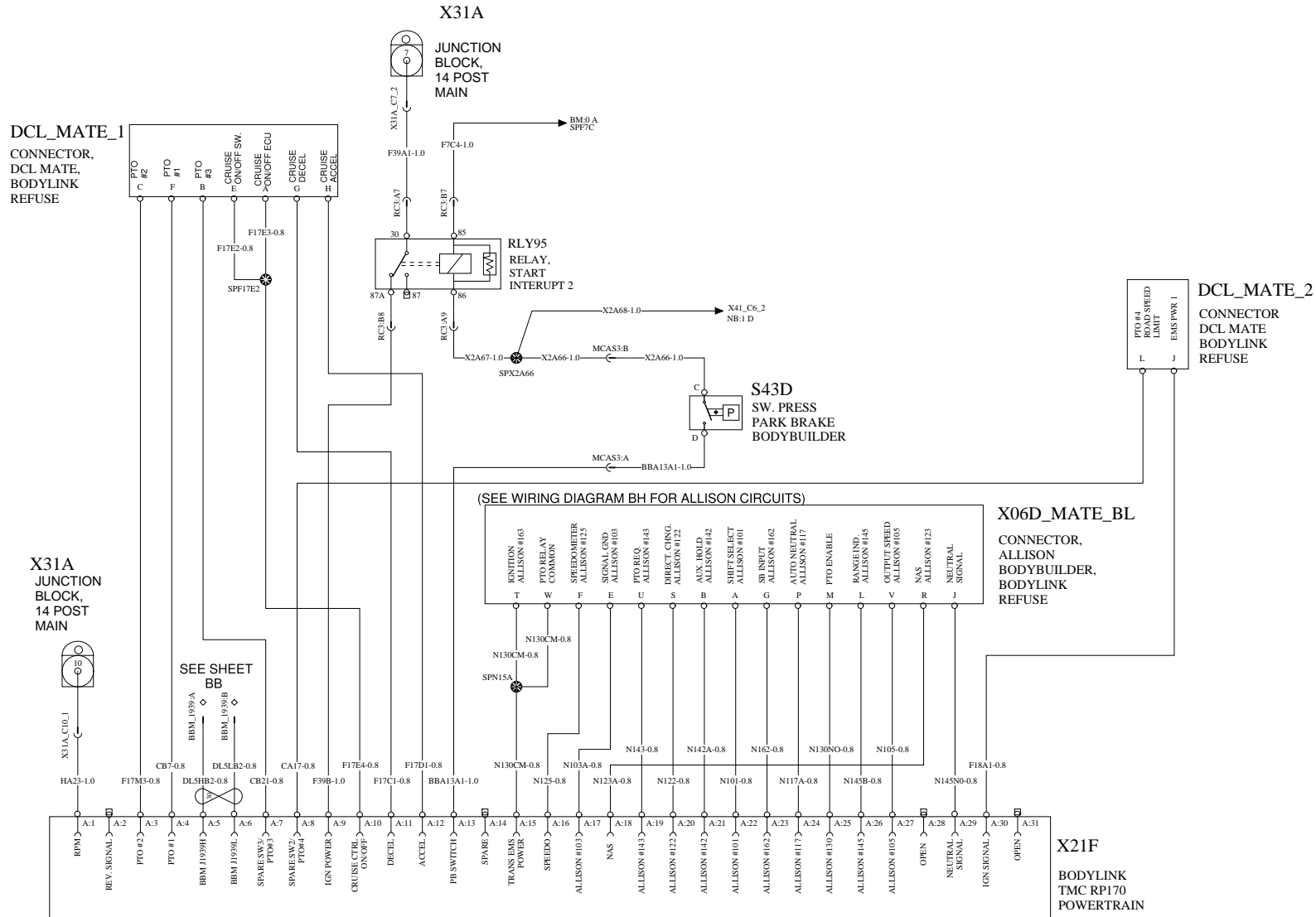



CONCRETE DUAL DRIVESHAFT PTO PACKAGE 2/2

WIRING DIAGRAM: BO







0

1

2

3

4

ENGINE/FUEL HEATER

WIRING DIAGRAM: CC

BATT _____ BATT
 IGN _____ IGN
 EMS _____ EMS
 ILLUM _____ ILLUM

A

A

B

B

C


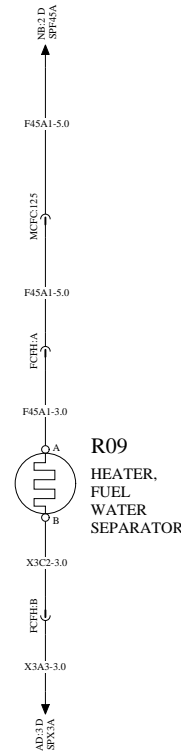
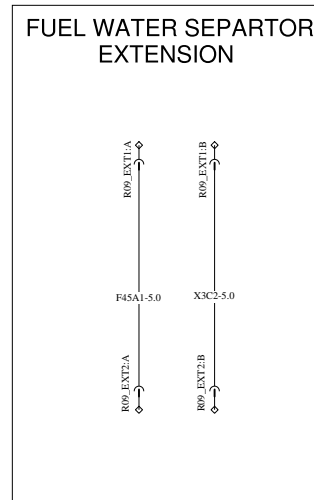
C

D

D

E

E



0

1

2

3

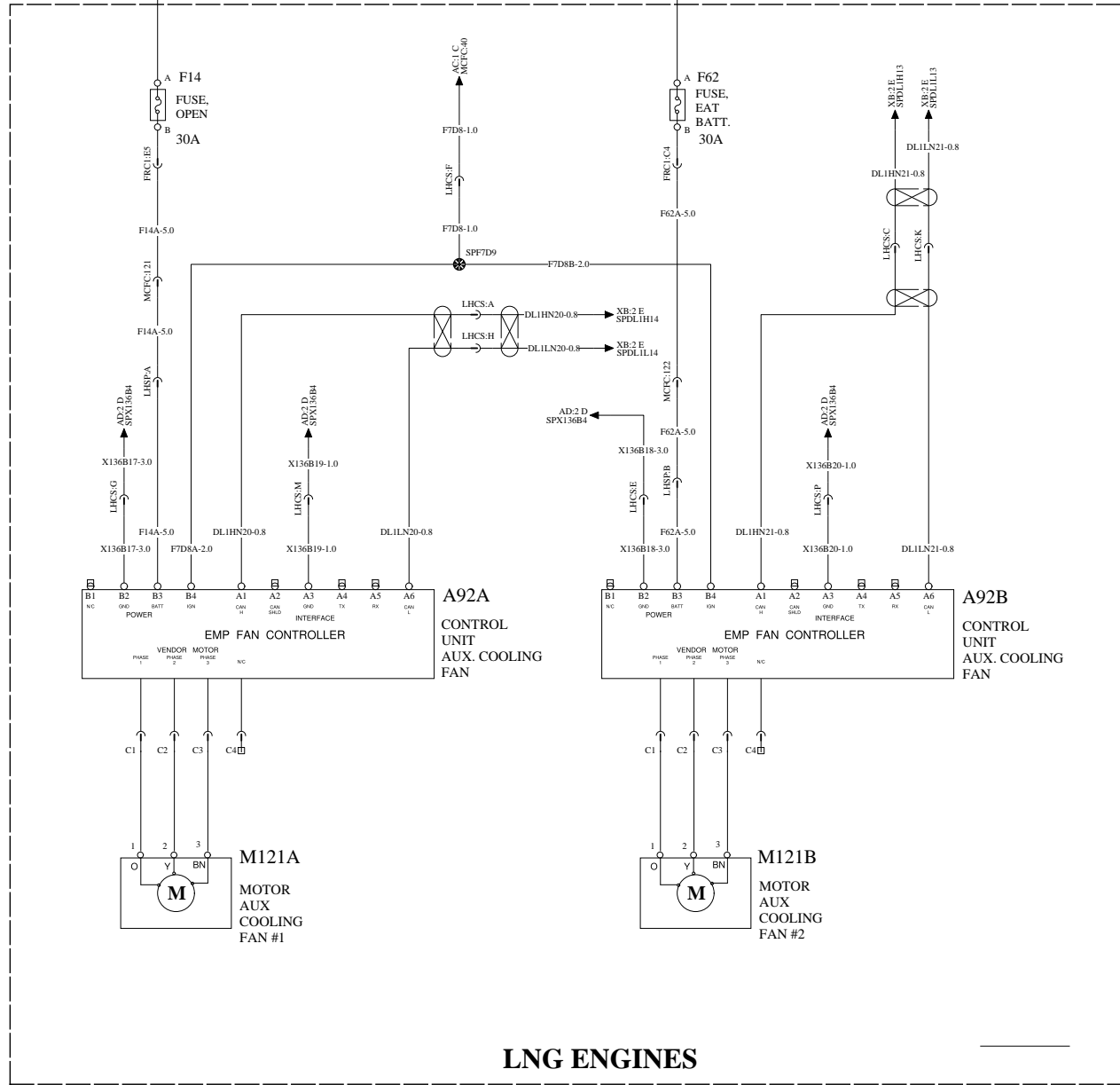
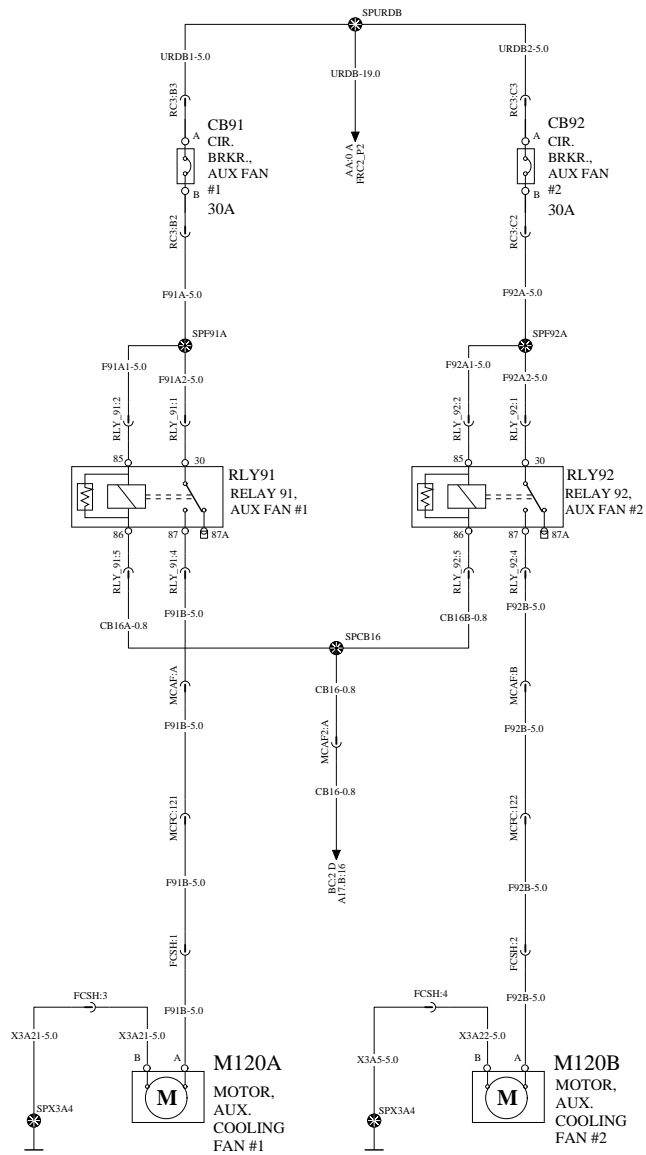
4

AUXILIARY COOLING FANS

WIRING DIAGRAM: CD

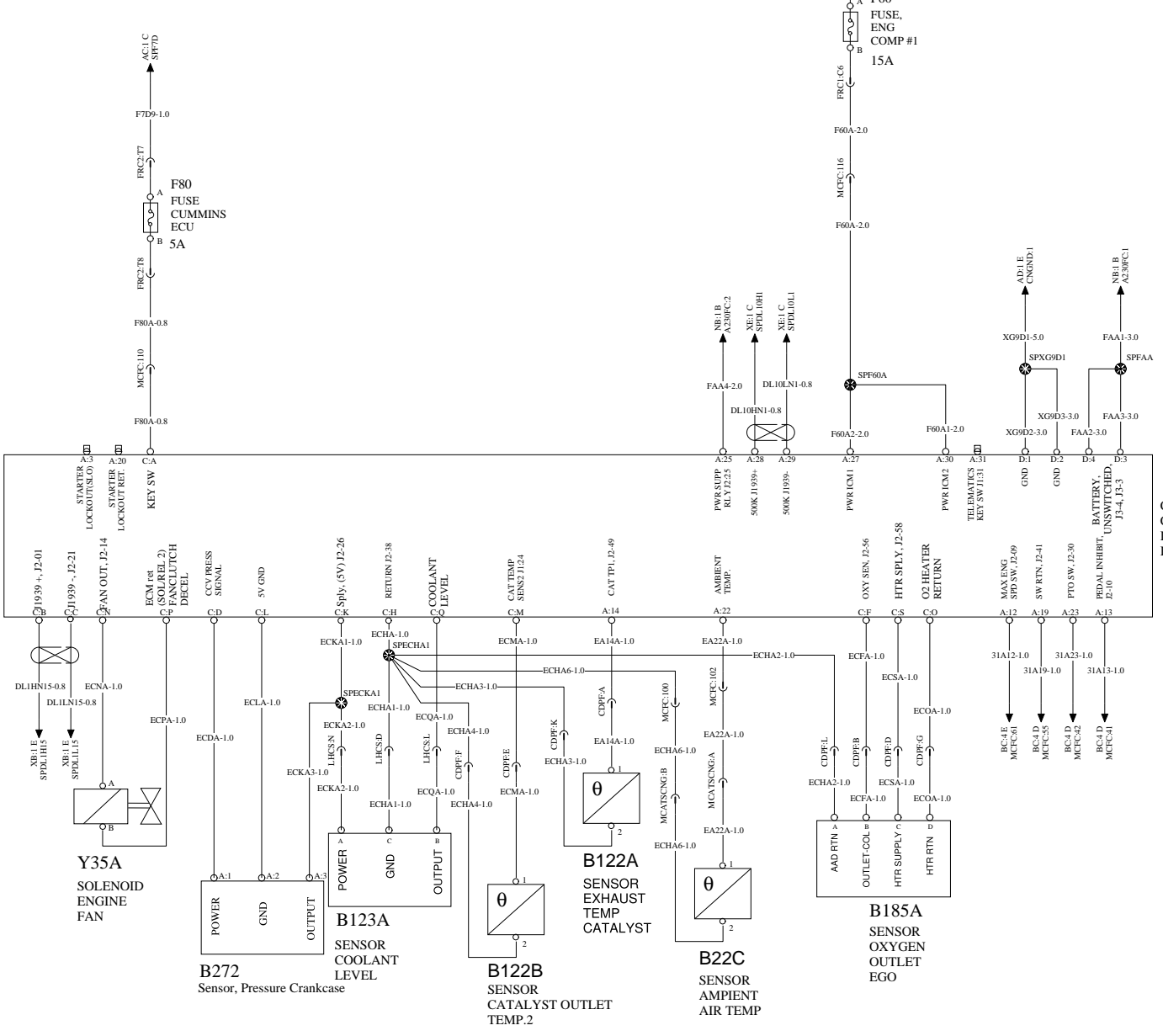

BATT
IGN
EMS
ILLUM

BATT
IGN
EMS
ILLUM



ENGINE INTERFACE CUMMINS ISL-G

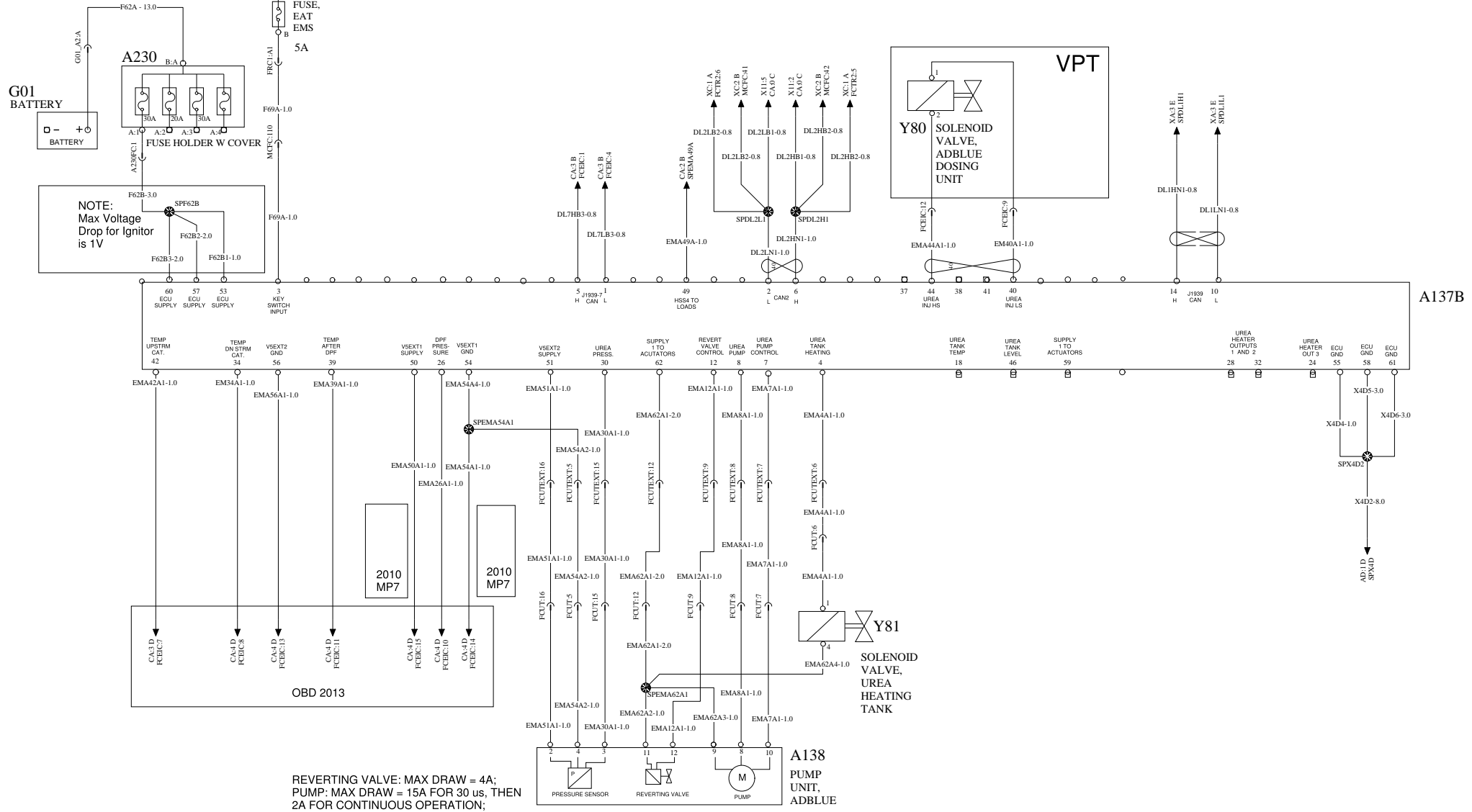

WIRING DIAGRAM: CE



X11A2_389
CONNECTORS
CUMMINS
ISL G ENGINE
INTERFACE

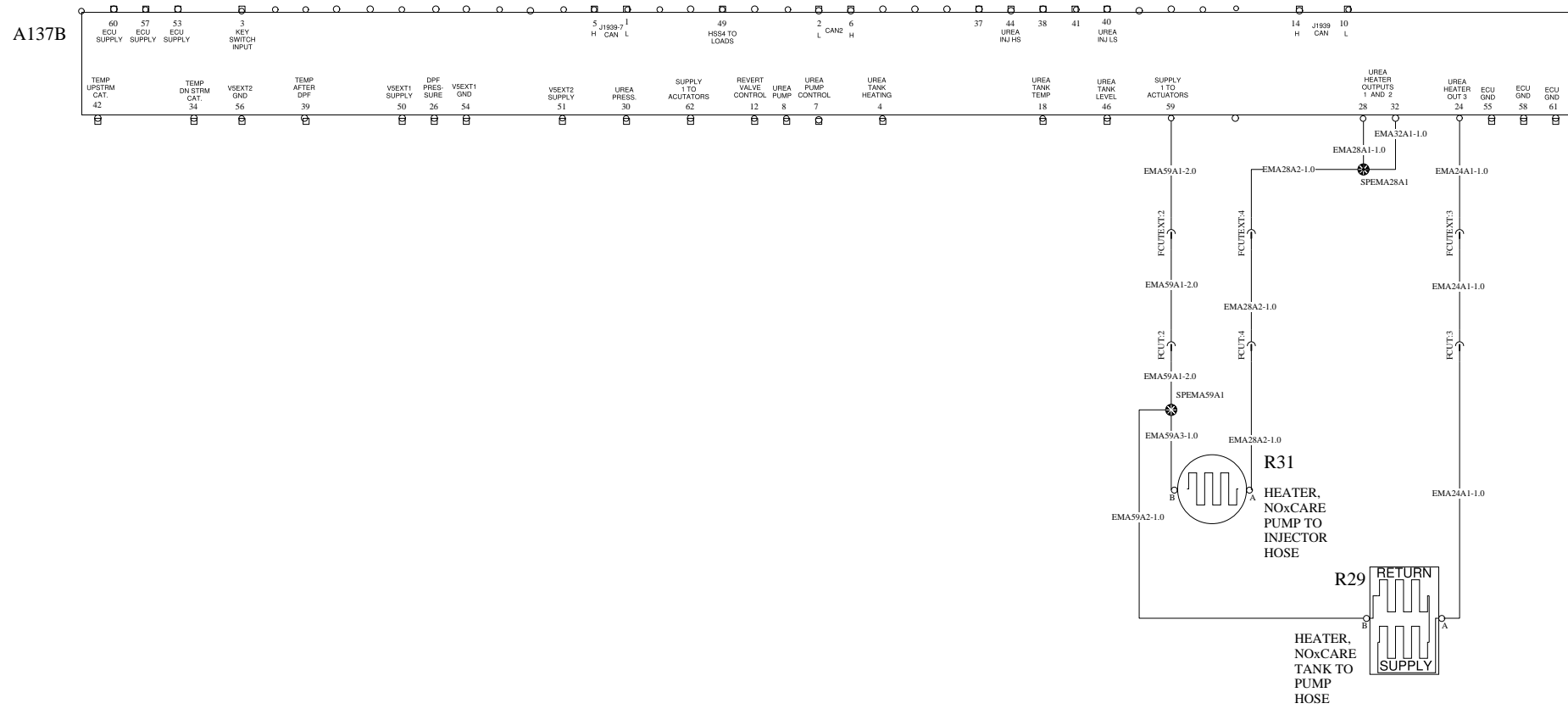
UREA DOSING SYSTEM

WIRING DIAGRAM: CF



	Document title	Document No	Issue	Volume	Page
	WIRING DIAGRAM, TYPE-OM - OBD ENGINE Document type PRODUCT SCHEMATIC	22437775	06	1 (2)	28 (62)

BATT
IGN
EMS
ILLUM

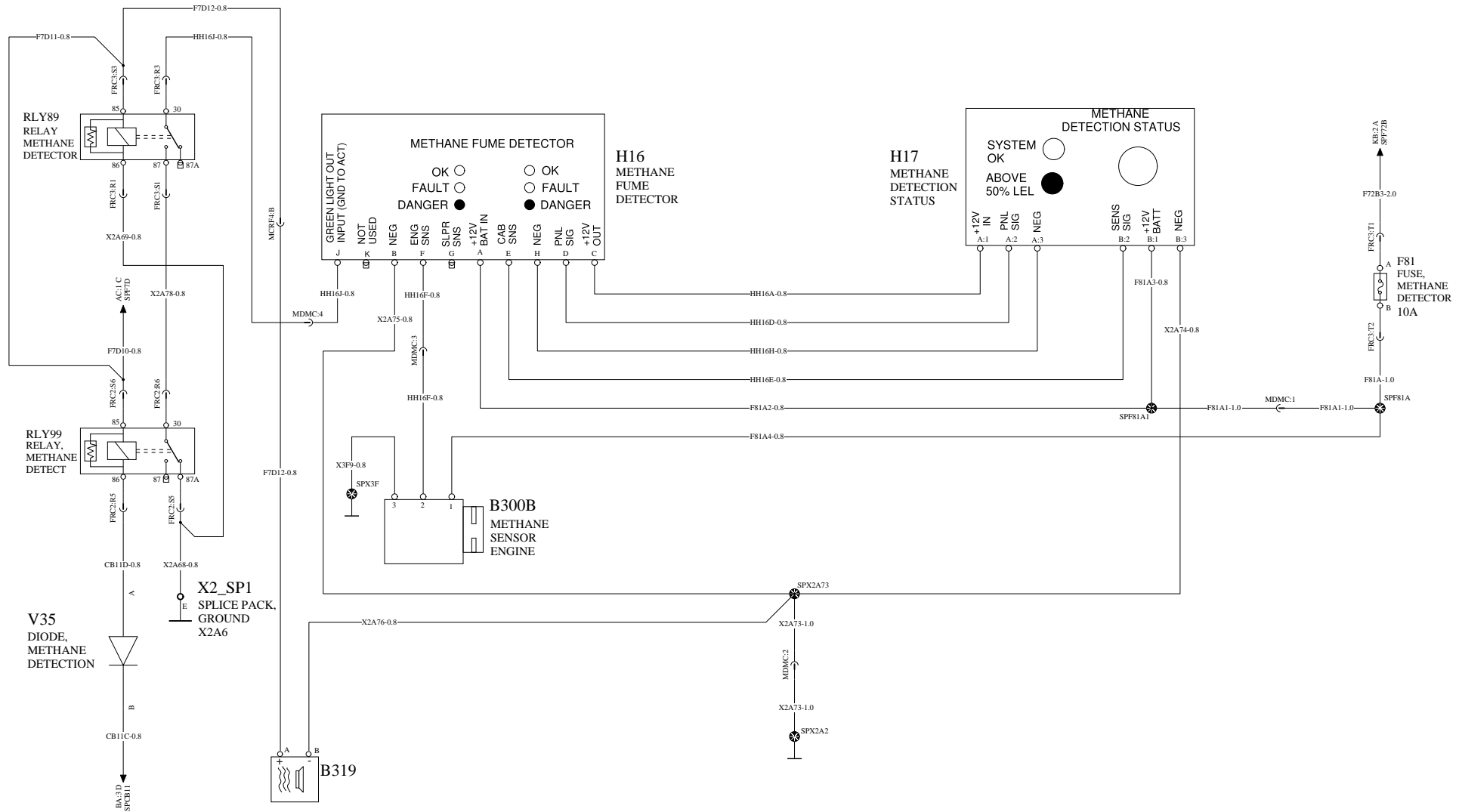


METHANE DETECTION SYSTEM

WIRING DIAGRAM: CK

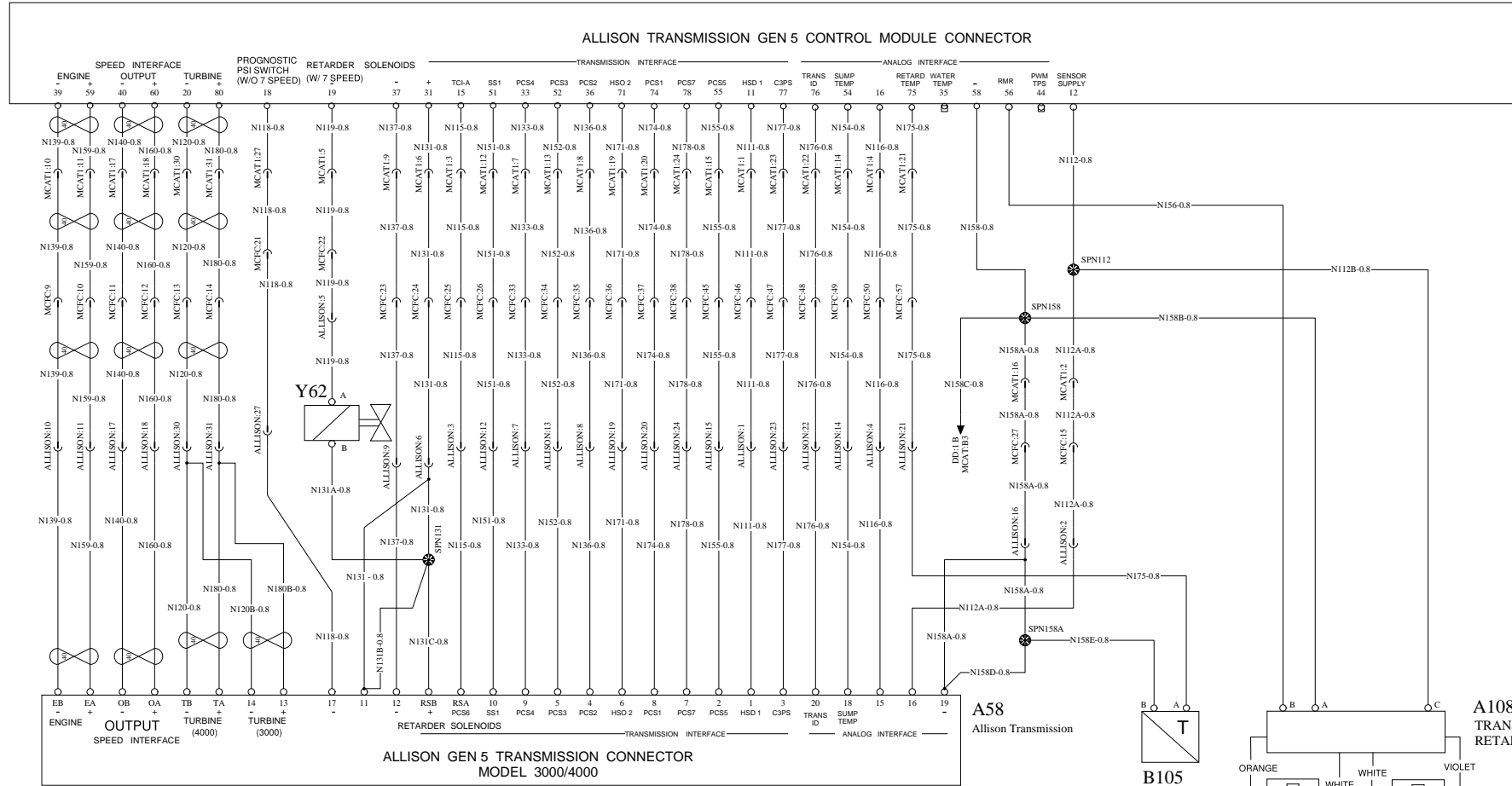
BATT
IGN
EMS
ILLUM

BATT
IGN
EMS
ILLUM



BATT
IGN
EMS
ILLUM

BATT
IGN
EMS
ILLUM

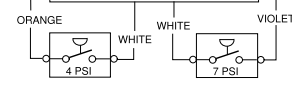


A57
CONTROL UNIT.
ALLISON TRANSMISSION

A58
Allison Transmission

B105
SENSOR
RETARDER
TEMP

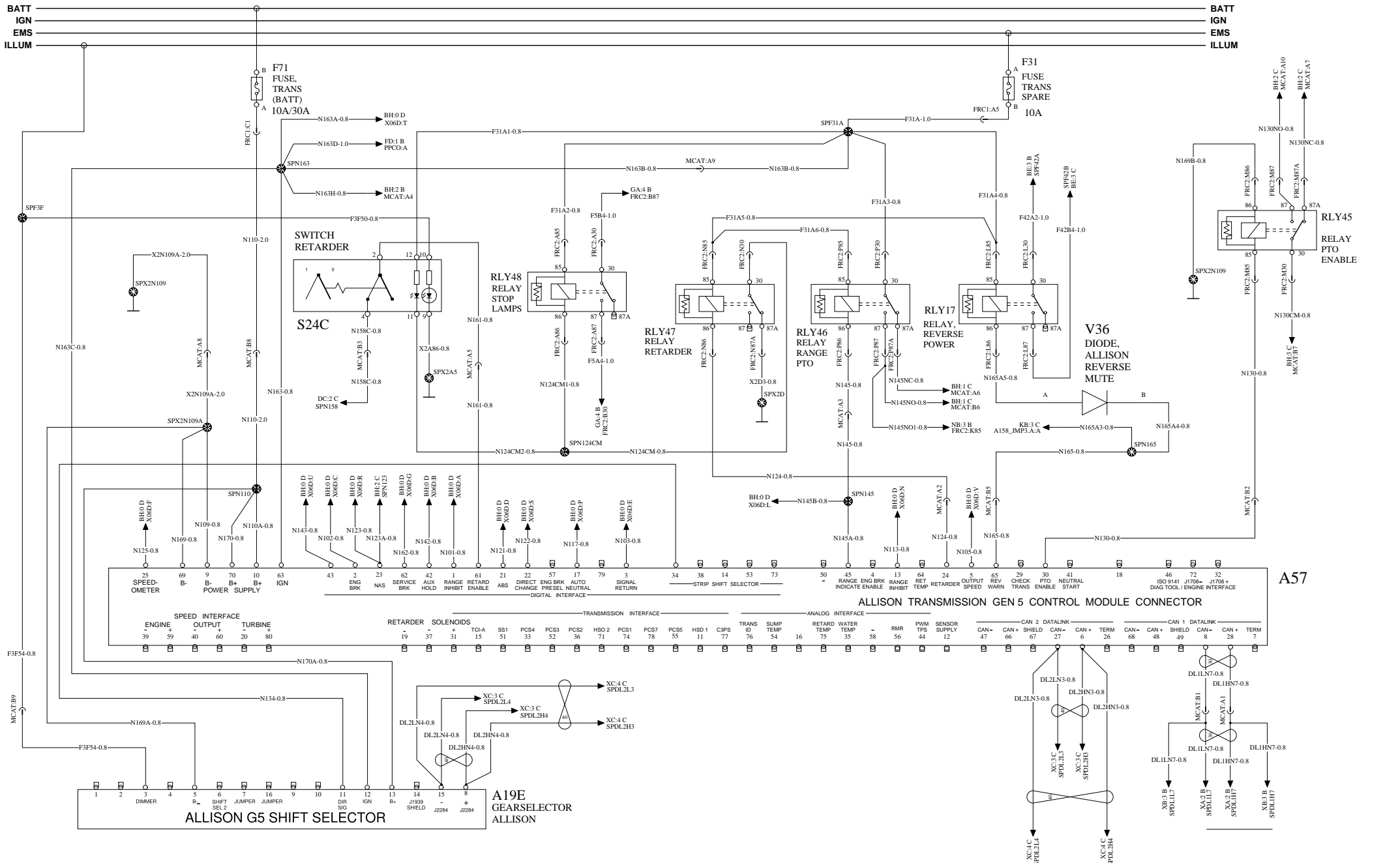
A108A
TRANSMISSION
RETARDER



HARNESS CONNECTOR IS TO CONTAIN MALE PINS

TRANSMISSION CONTROL 5TH GENERATION 2/2

WIRING DIAGRAM: DD

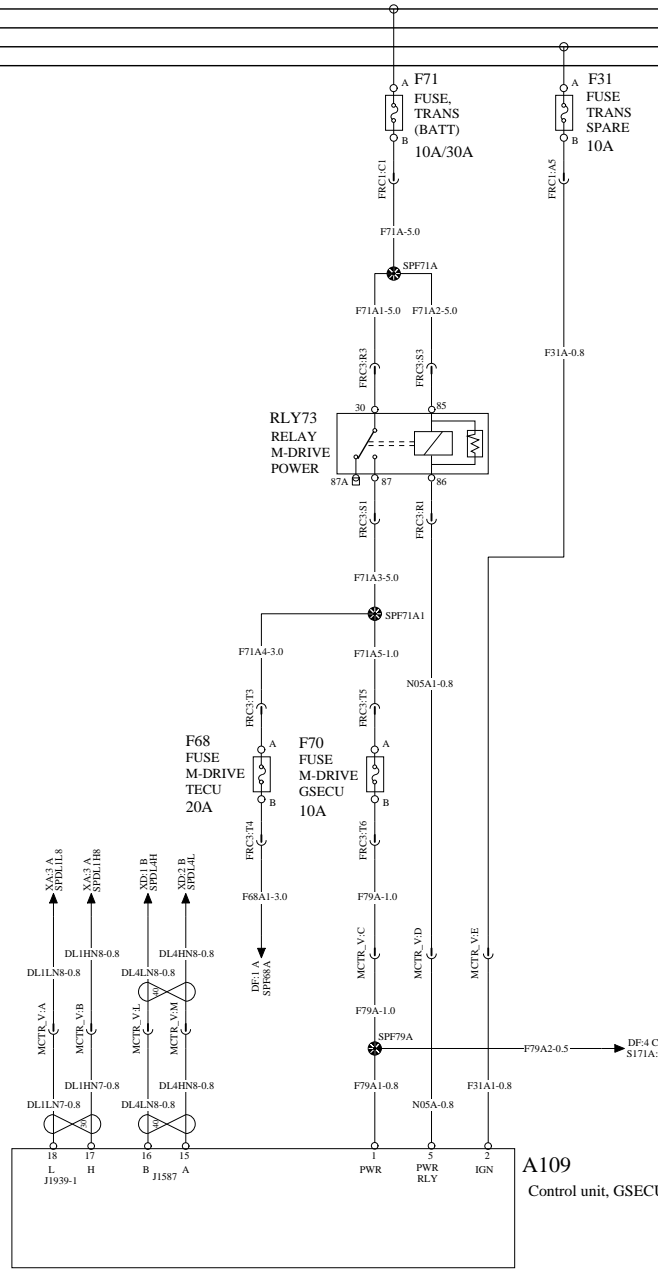
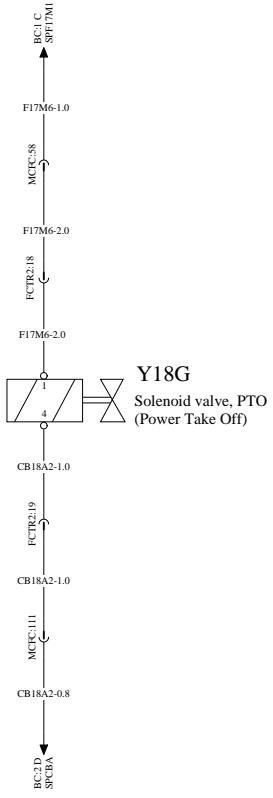


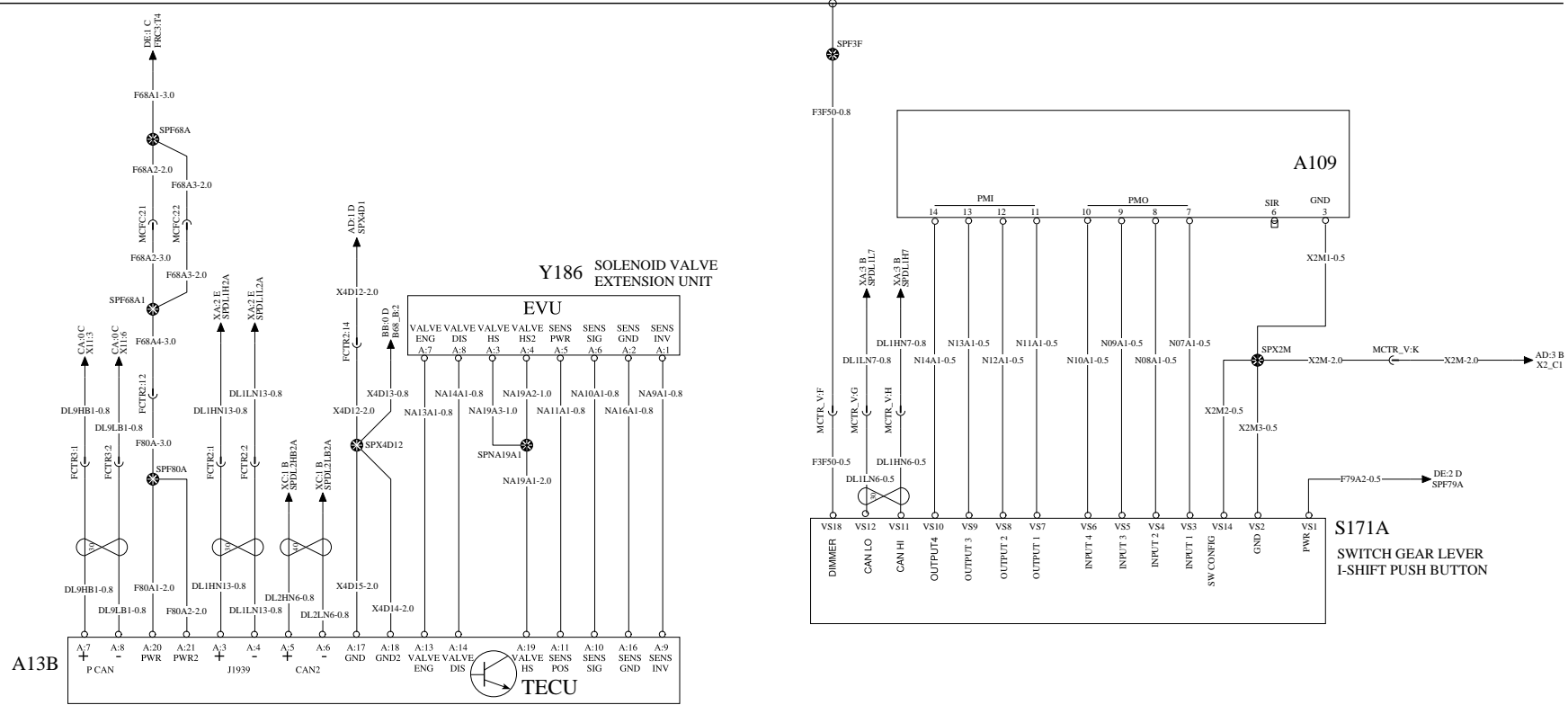

<p>VOLVO Group Trucks Technology</p>	Document title	Document No	Issue	Volume	Page
	<p>WIRING DIAGRAM, TYPE-OM - OBD ENGINE</p> <p>Document type</p> <p>PRODUCT SCHEMATIC</p>	<p>22437775</p>	<p>06</p>	<p>1 (2)</p>	<p>33 (62)</p>

MRU M-DRIVE

WIRING DIAGRAM: DE

BATT
IGN
EMS
ILLUM

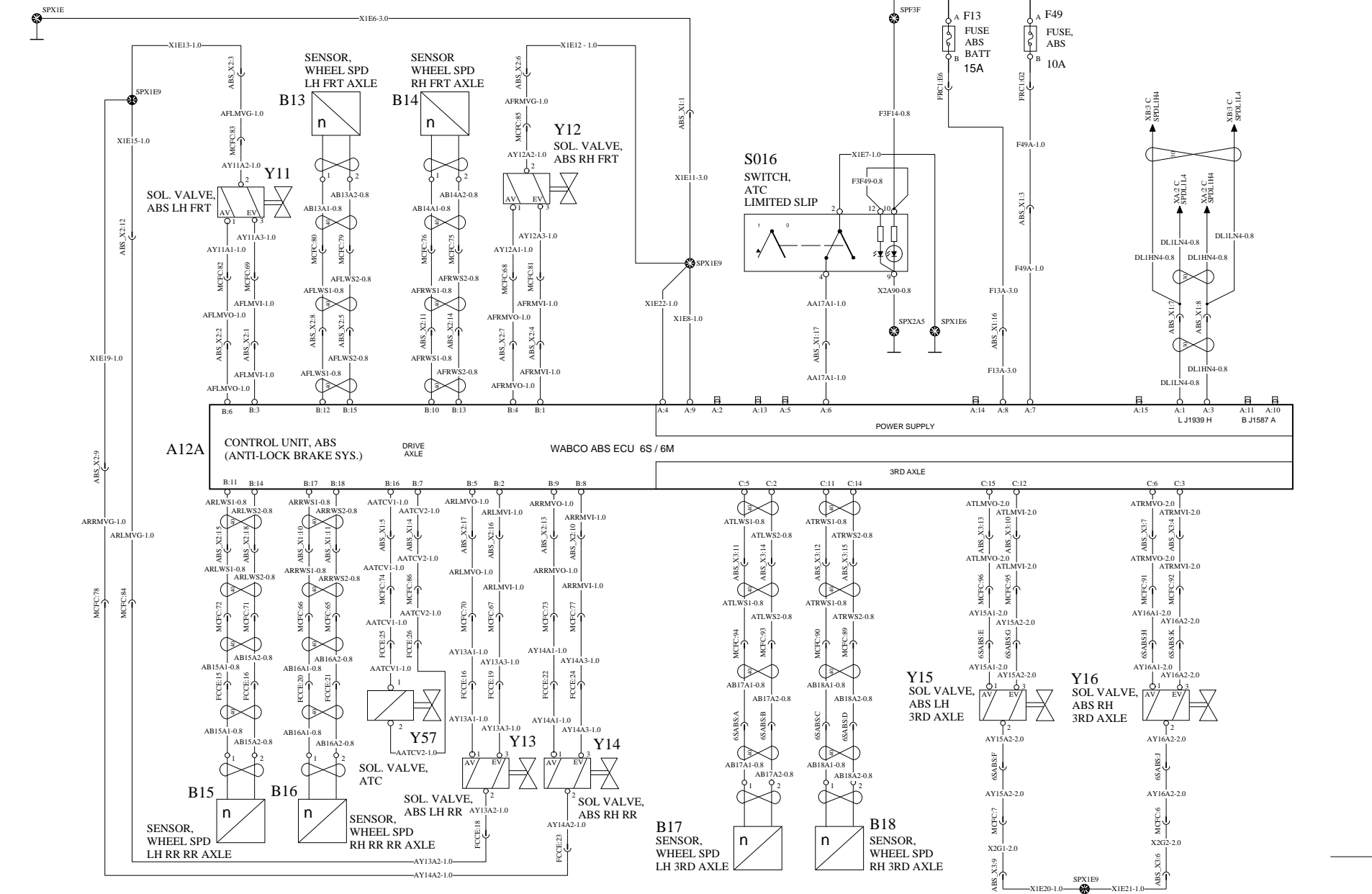




ABS MERITOR

WIRING DIAGRAM: EA

BATT
IGN
EMS
ILLUM

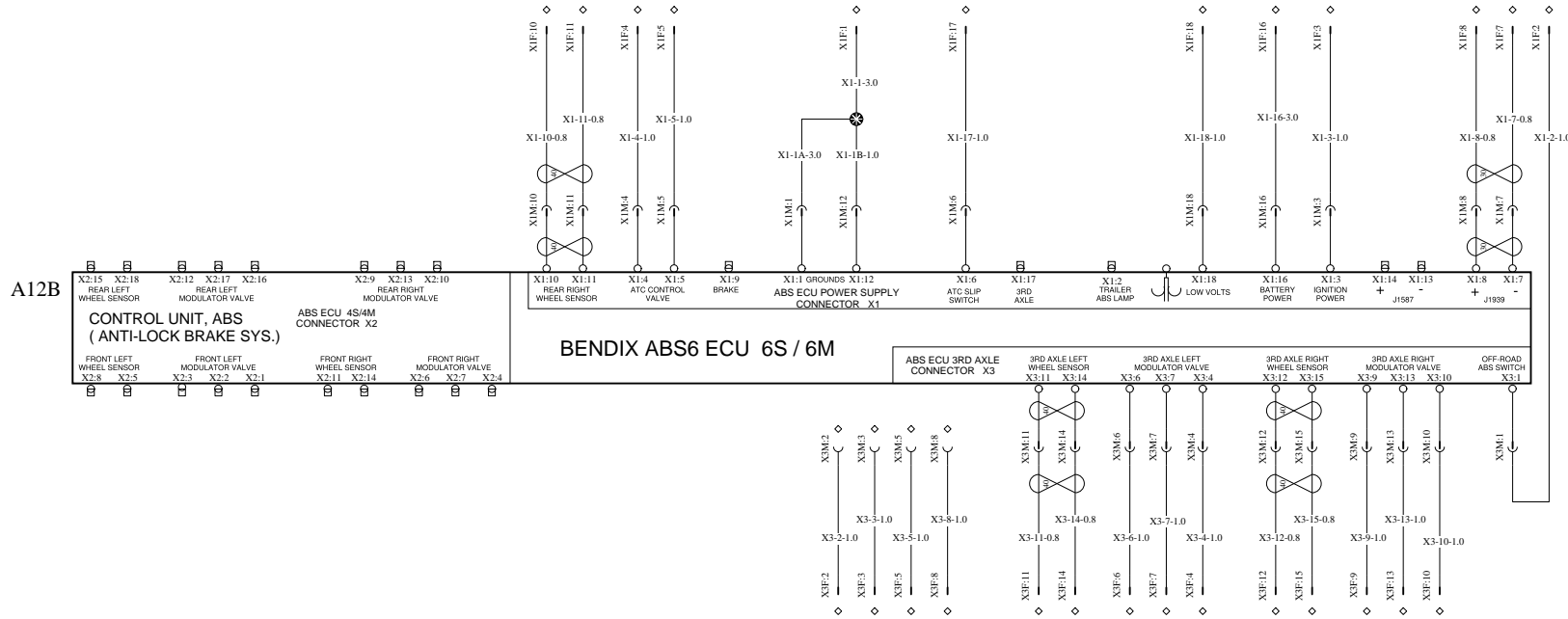


ABS8 TO ABS6 BENDIX

WIRING DIAGRAM: EB


BATT
IGN
EMS
ILLUM

BATT
IGN
EMS
ILLUM



ABS8 BENDIX

WIRING DIAGRAM: ED



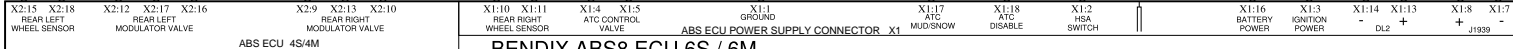
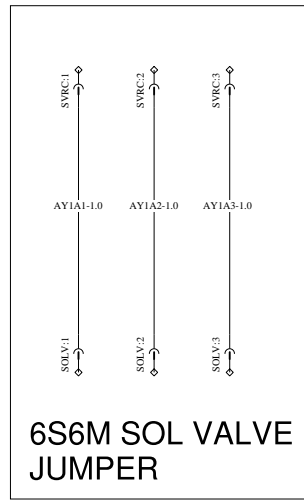
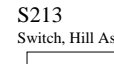
B15
SENSOR,
WHEEL SPD
LH RR RR AXLE

Y13
SOL. VALVE,
ABS LH RR

Y14
SOL. VALVE,
ABS RH RR


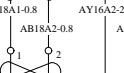
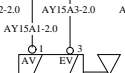
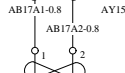
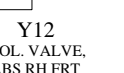
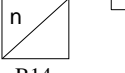
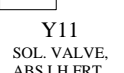
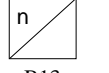
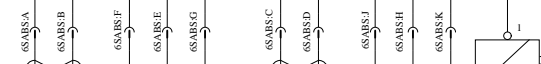
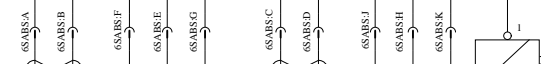
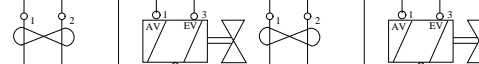
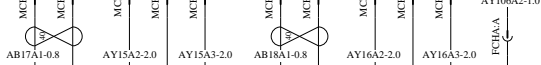
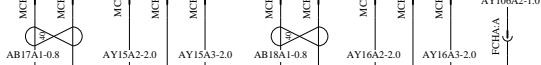
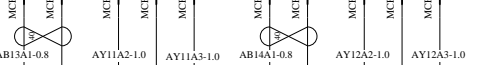
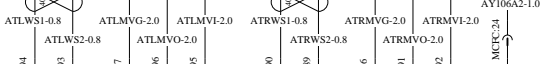
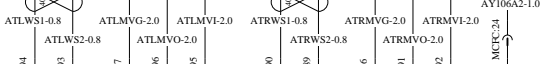
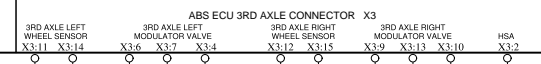
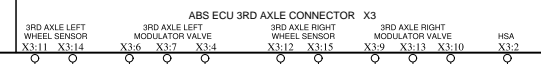
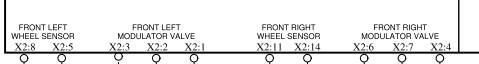
B16
SENSOR,
WHEEL SPD
RH RR RR AXLE

Y57
SOL. VALVE,
ATC



BENDIX ABS8 ECU 6S / 6M

A12
Control unit, ABS
(Anti-lock Brake System)

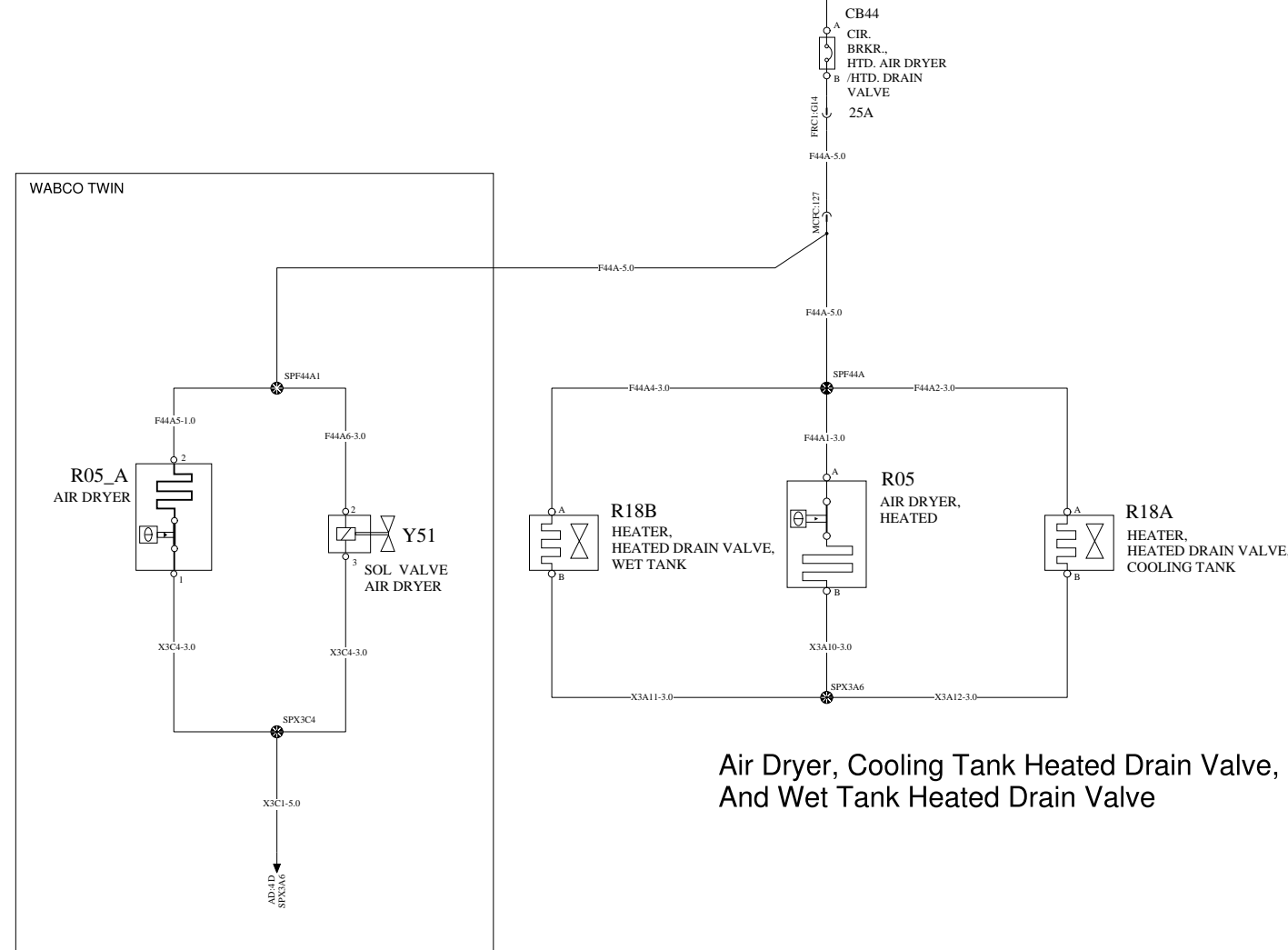


Y106
Solenoid valve, Hill Assist brake application

AIR DRYER / HEATED DRAIN

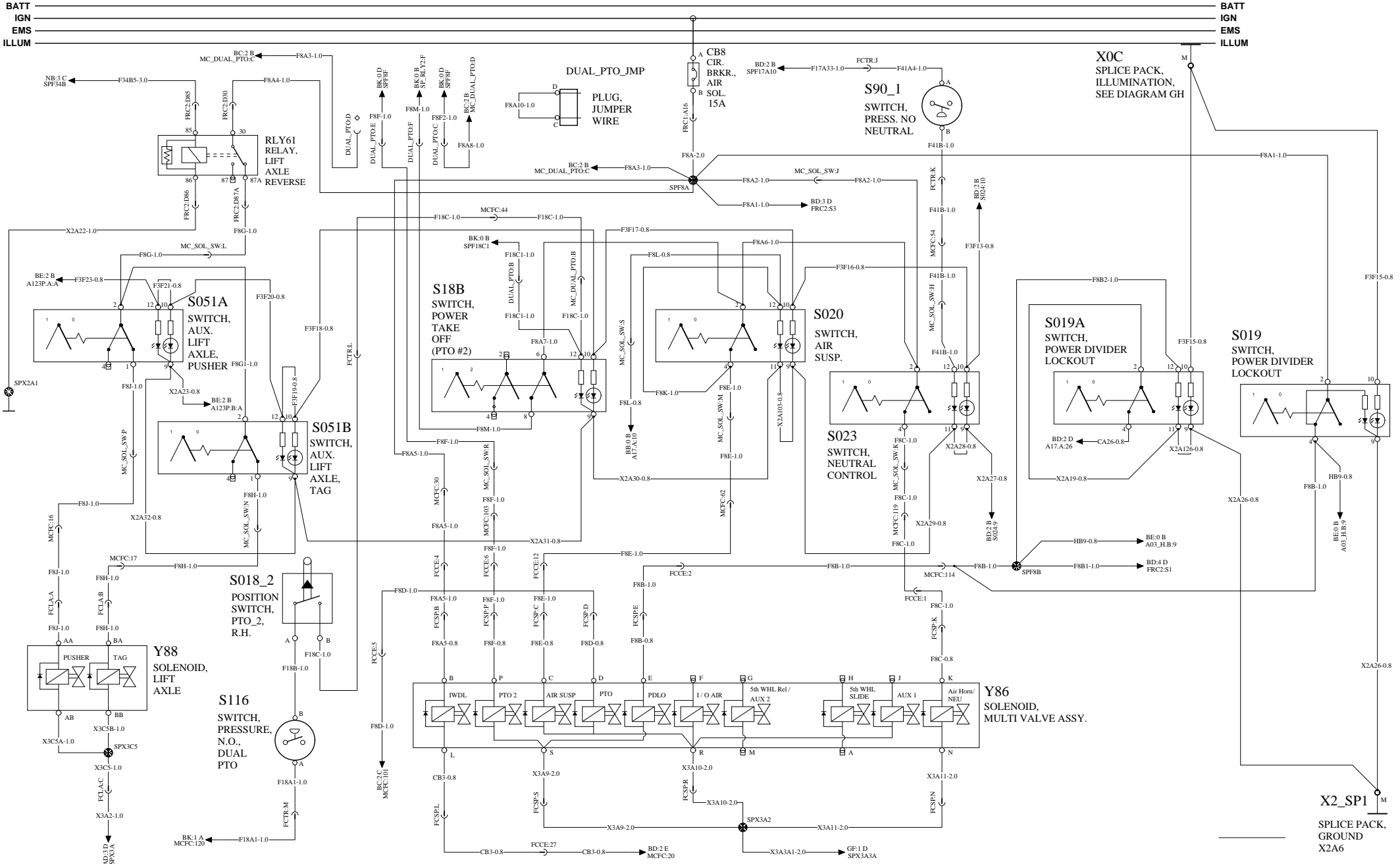
WIRING DIAGRAM: FA

BATT
IGN
EMS
ILLUM



CHASSIS SOLENOIDS

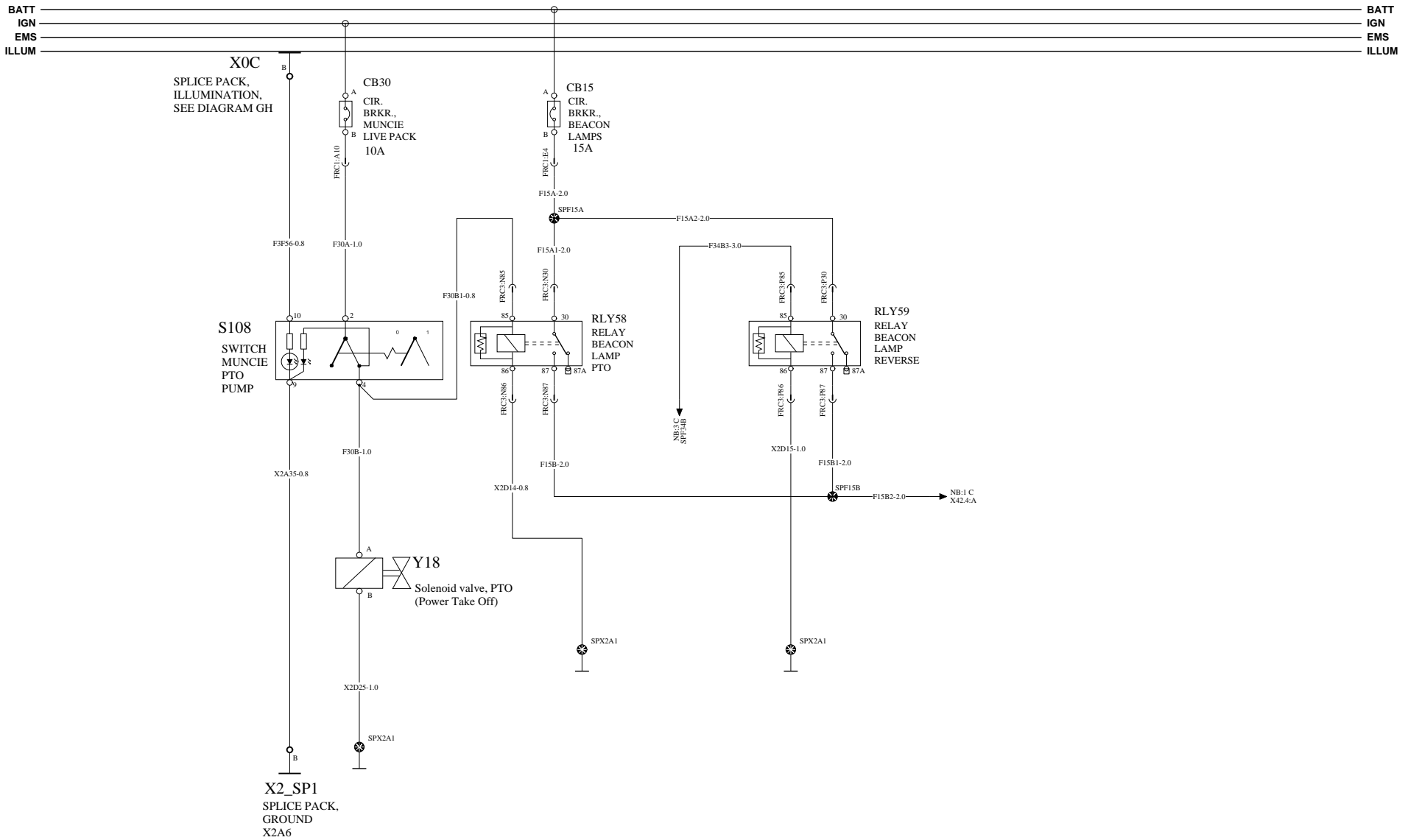
WIRING DIAGRAM: FB



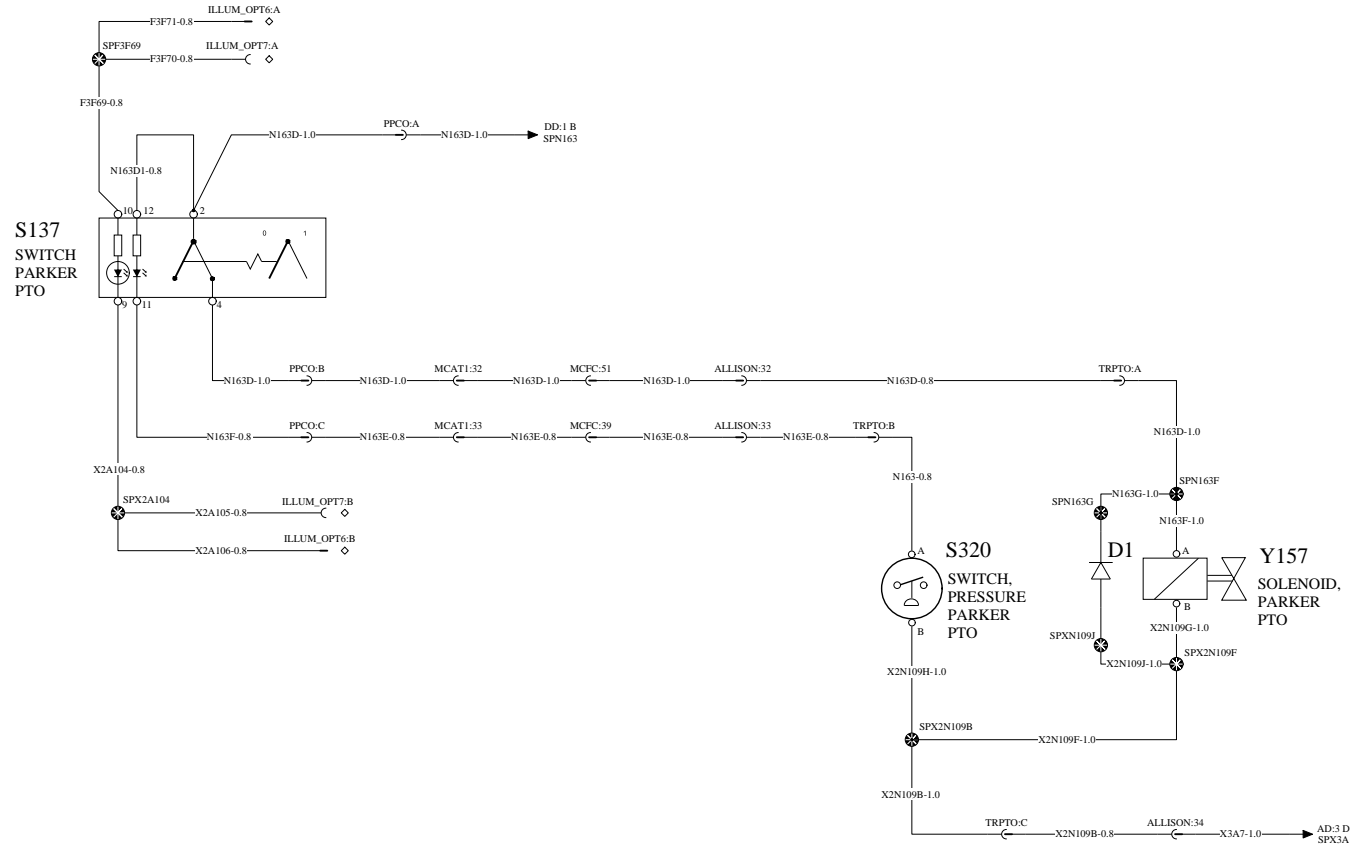
VOLVO Group Trucks Technology	Document title WIRING DIAGRAM, TYPE-OM - OBD ENGINE	Document No 22437775	Issue 06	Volume 1 (2)	Page 40 (62)
	Document type PRODUCT SCHEMATIC				

MUNCIE PUMP & BEACON LAMPS

WIRING DIAGRAM: FC

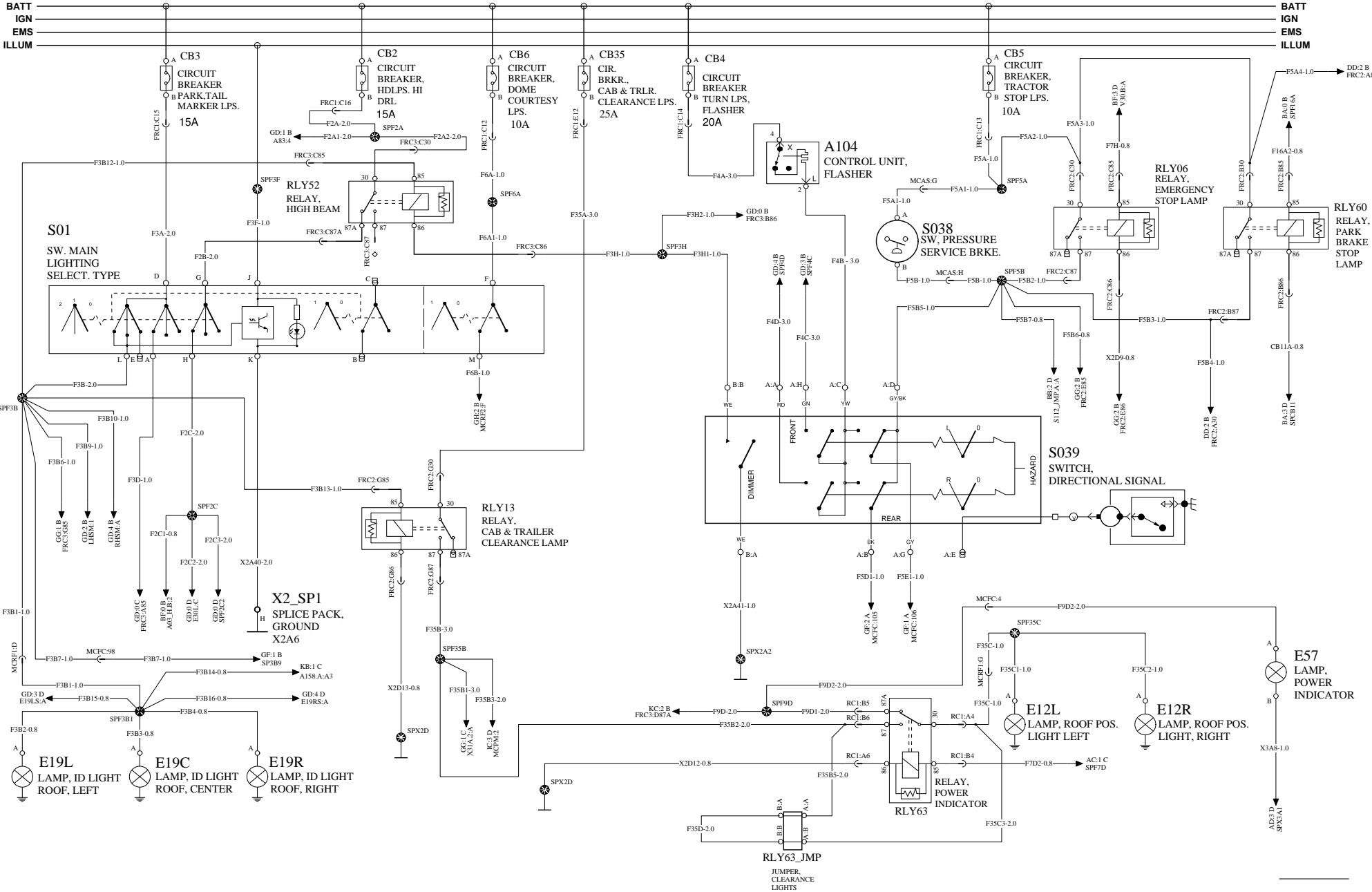


BATT	_____	BATT
IGN	_____	IGN
EMS	_____	EMS
ILLUM	_____	ILLUM



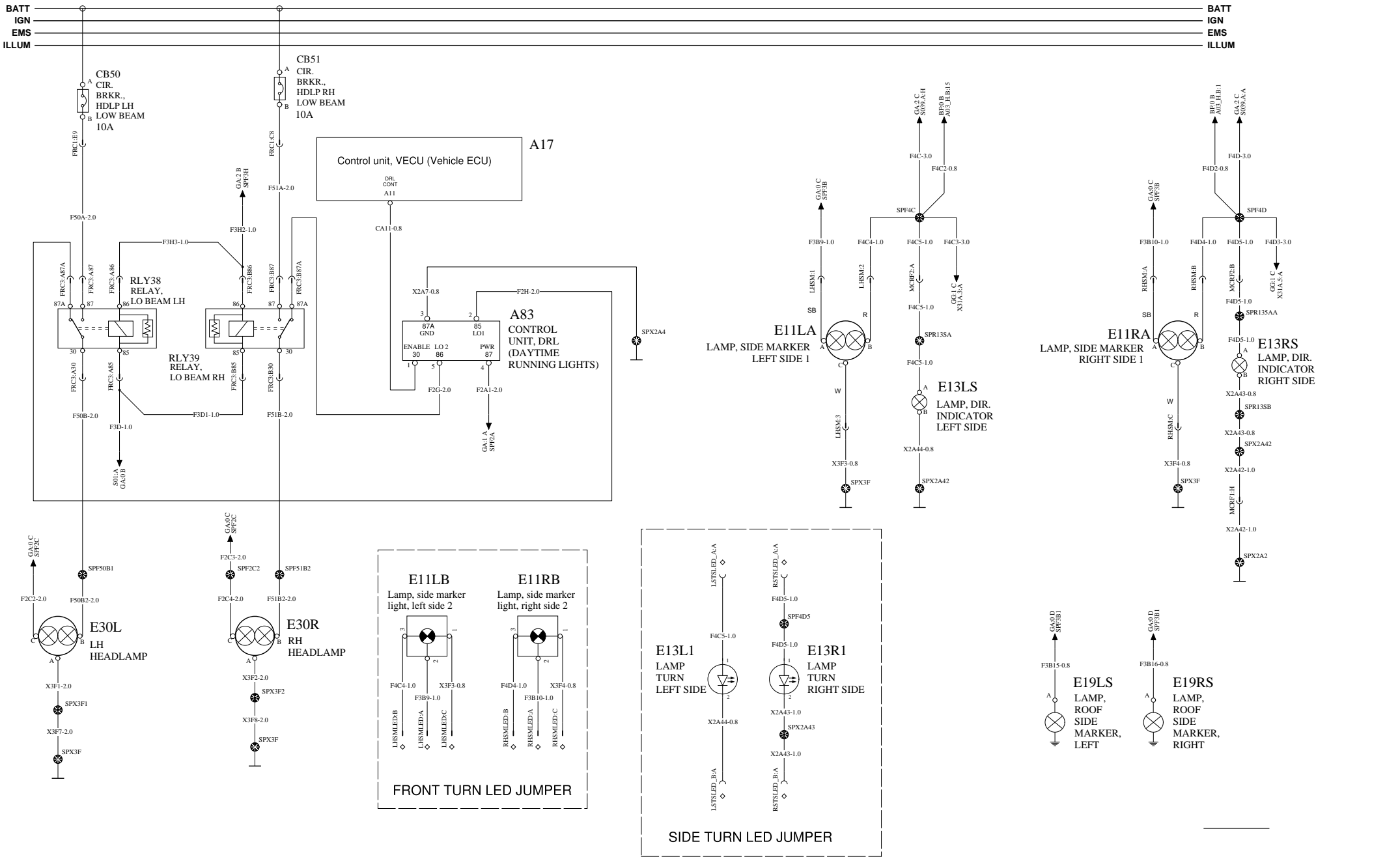
LIGHTING CONTROL

WIRING DIAGRAM: GA



LIGHTING - FORWARD / SIGNAL

WIRING DIAGRAM: GD

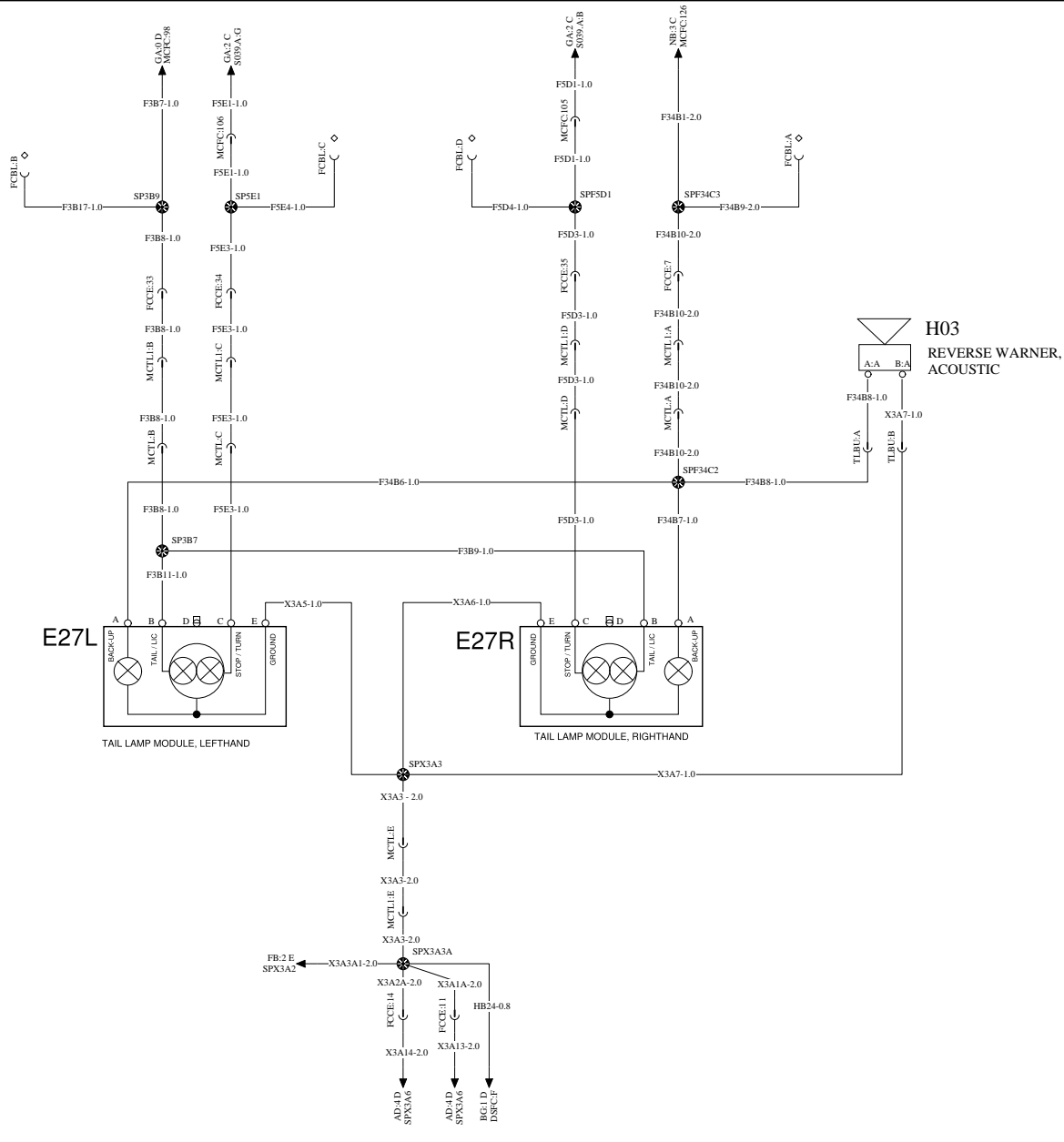


LIGHTING - TAIL LAMP

WIRING DIAGRAM: GF

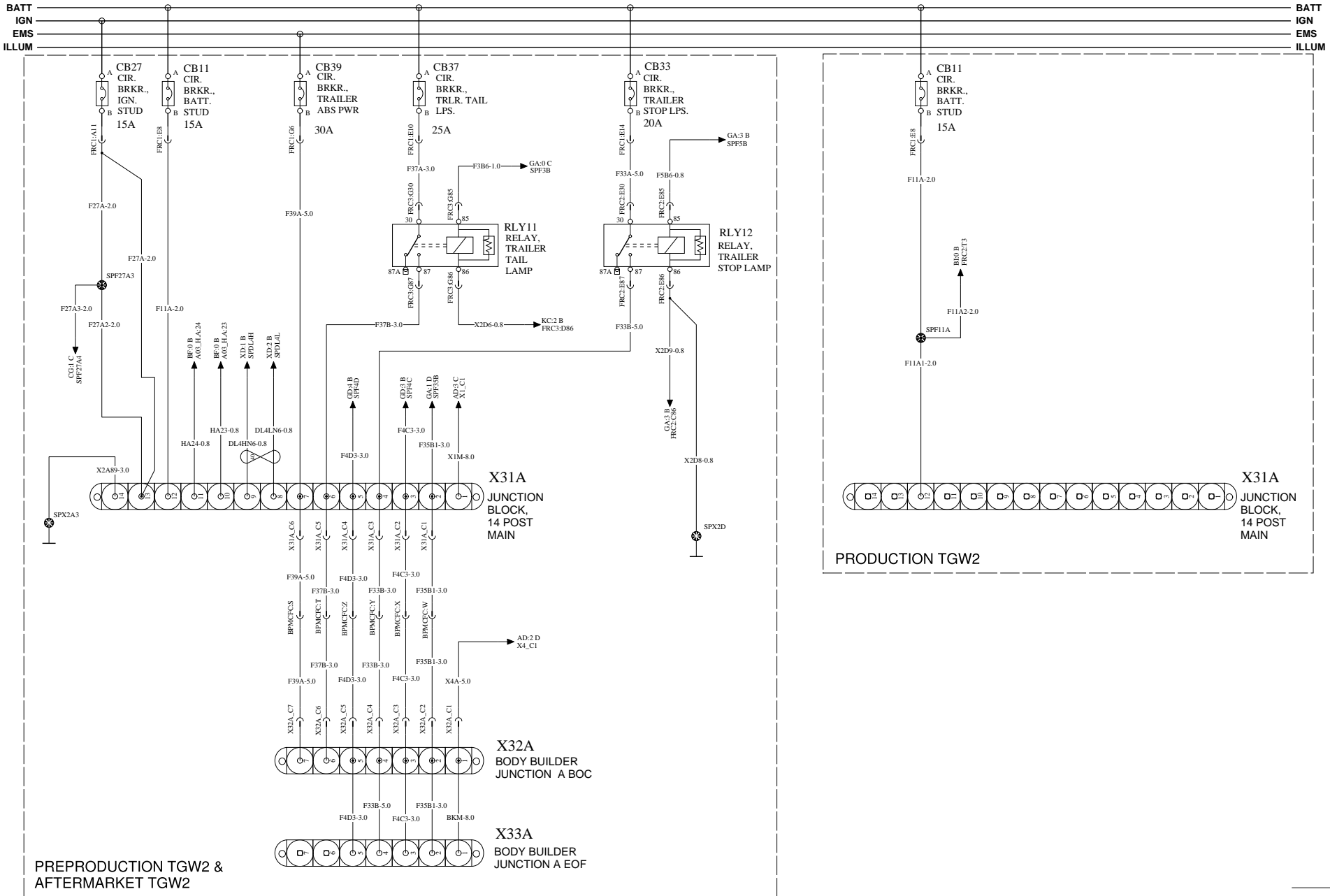
BATT
IGN
EMS
ILLUM

BATT
IGN
EMS
ILLUM



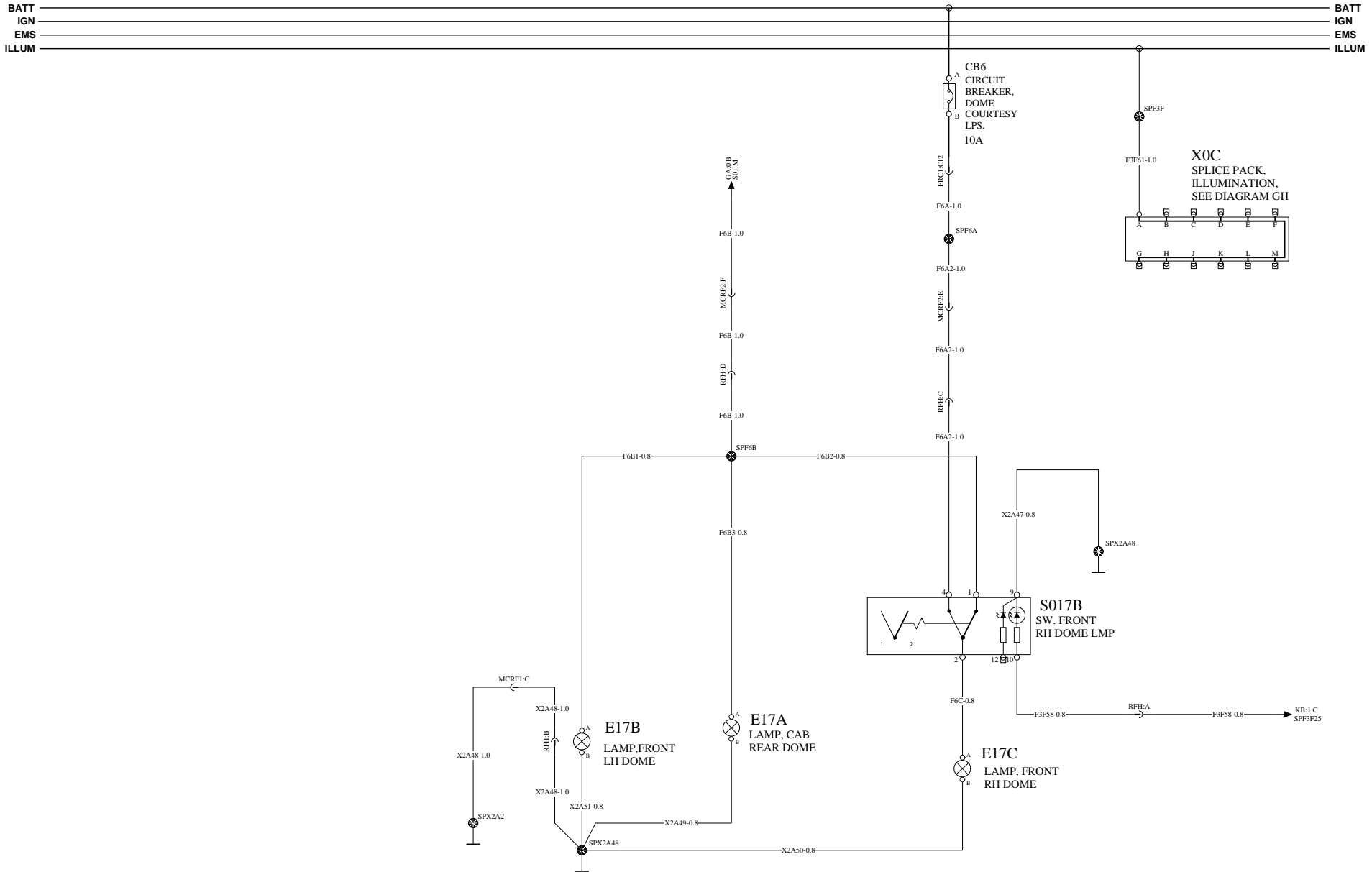
TRAILER LIGHTING CONTROL

WIRING DIAGRAM: GG



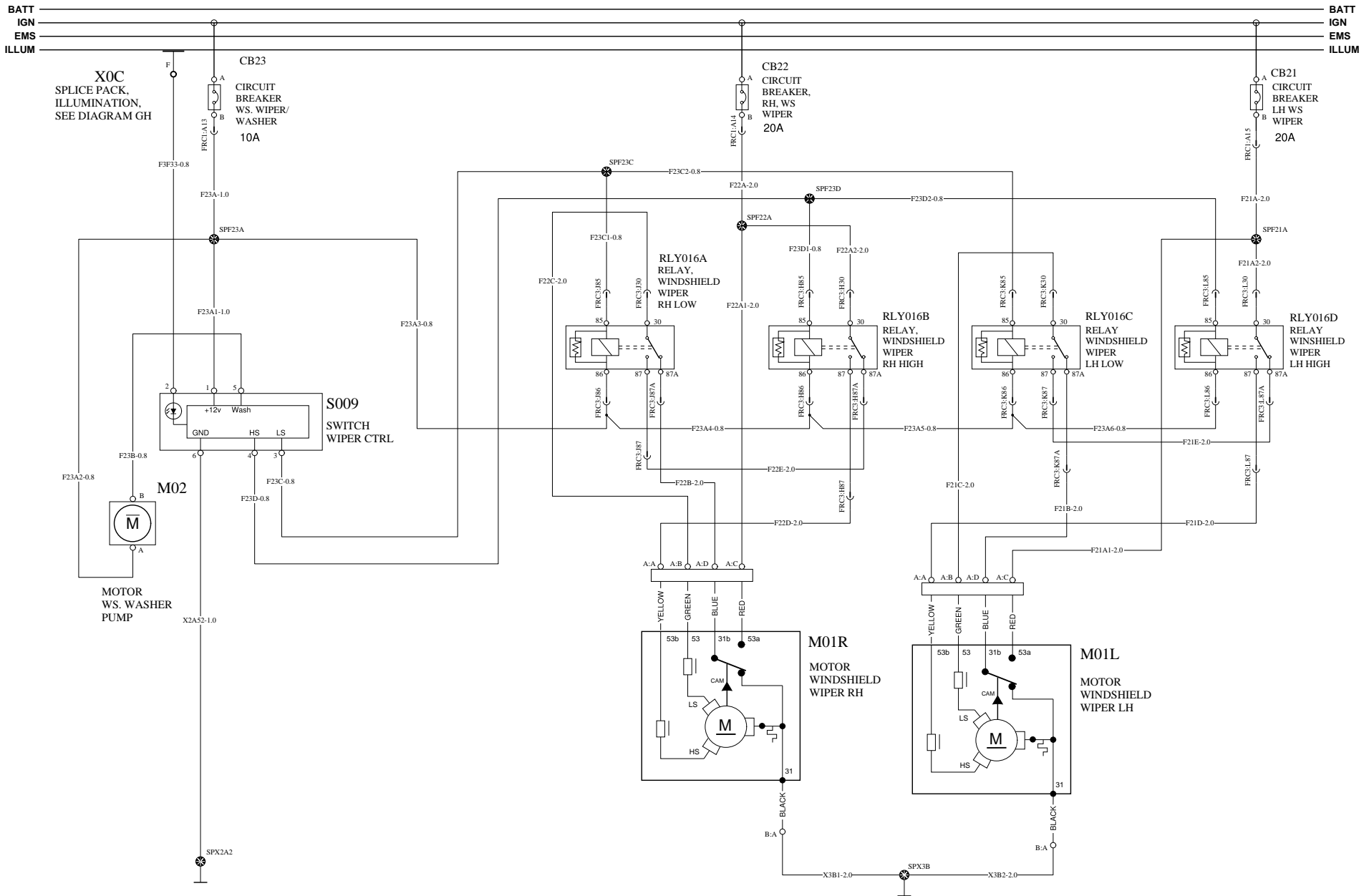
INTERIOR LIGHTING

WIRING DIAGRAM: GH



WIPER / WASHER

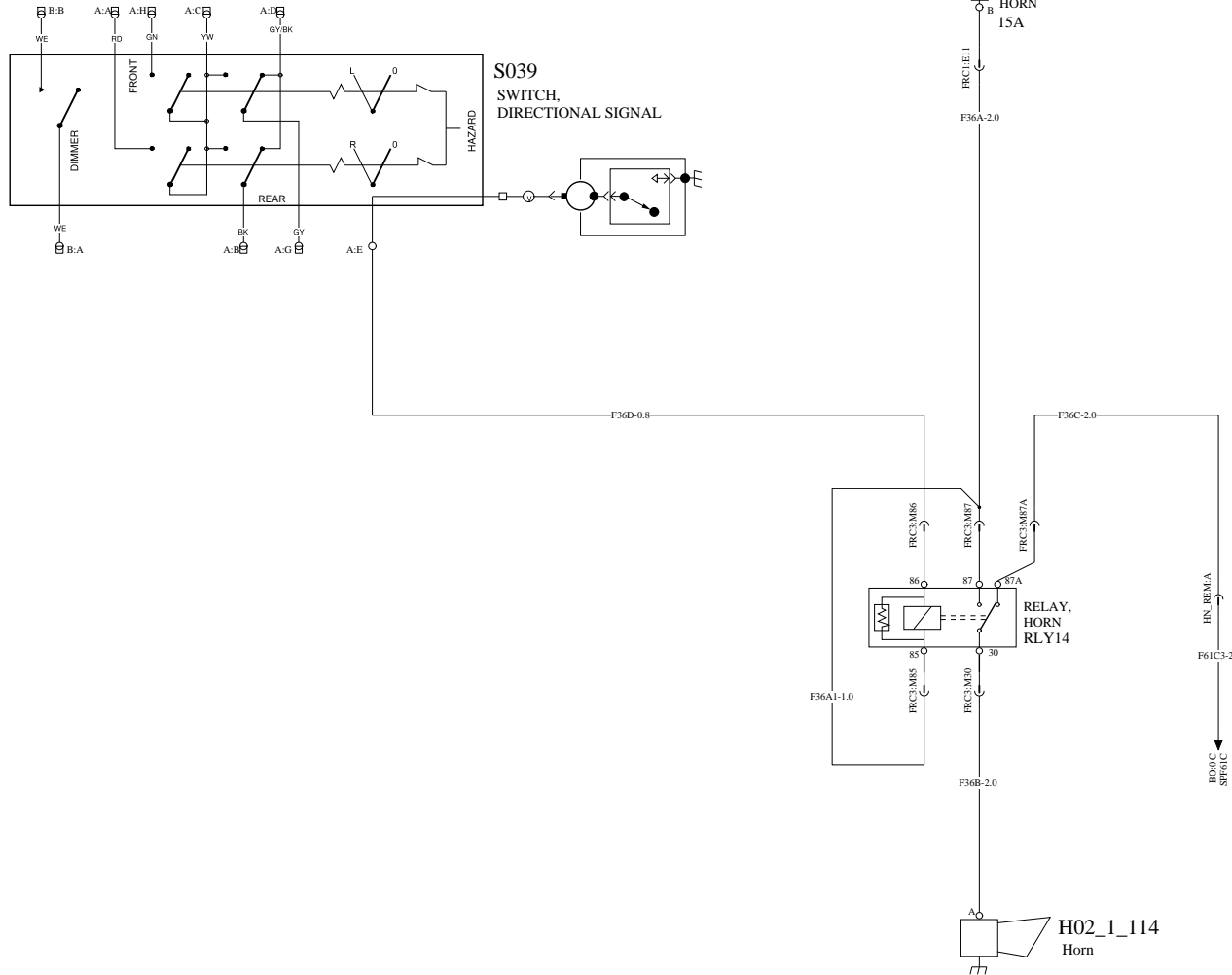
WIRING DIAGRAM: GP



HORN WIRING

WIRING DIAGRAM: GQ

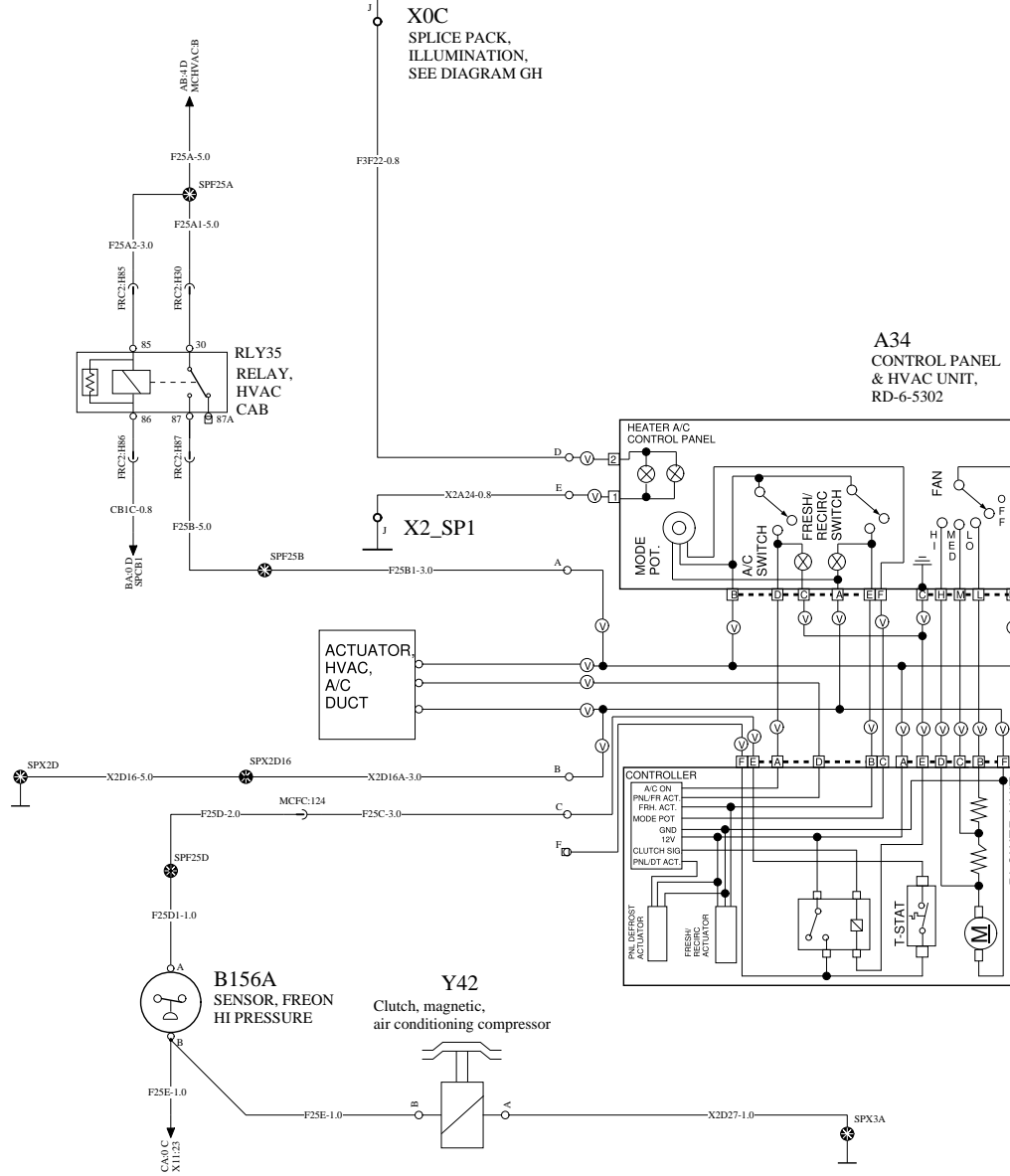
BATT
IGN
EMS
ILLUM



CLIMATE CONTROL

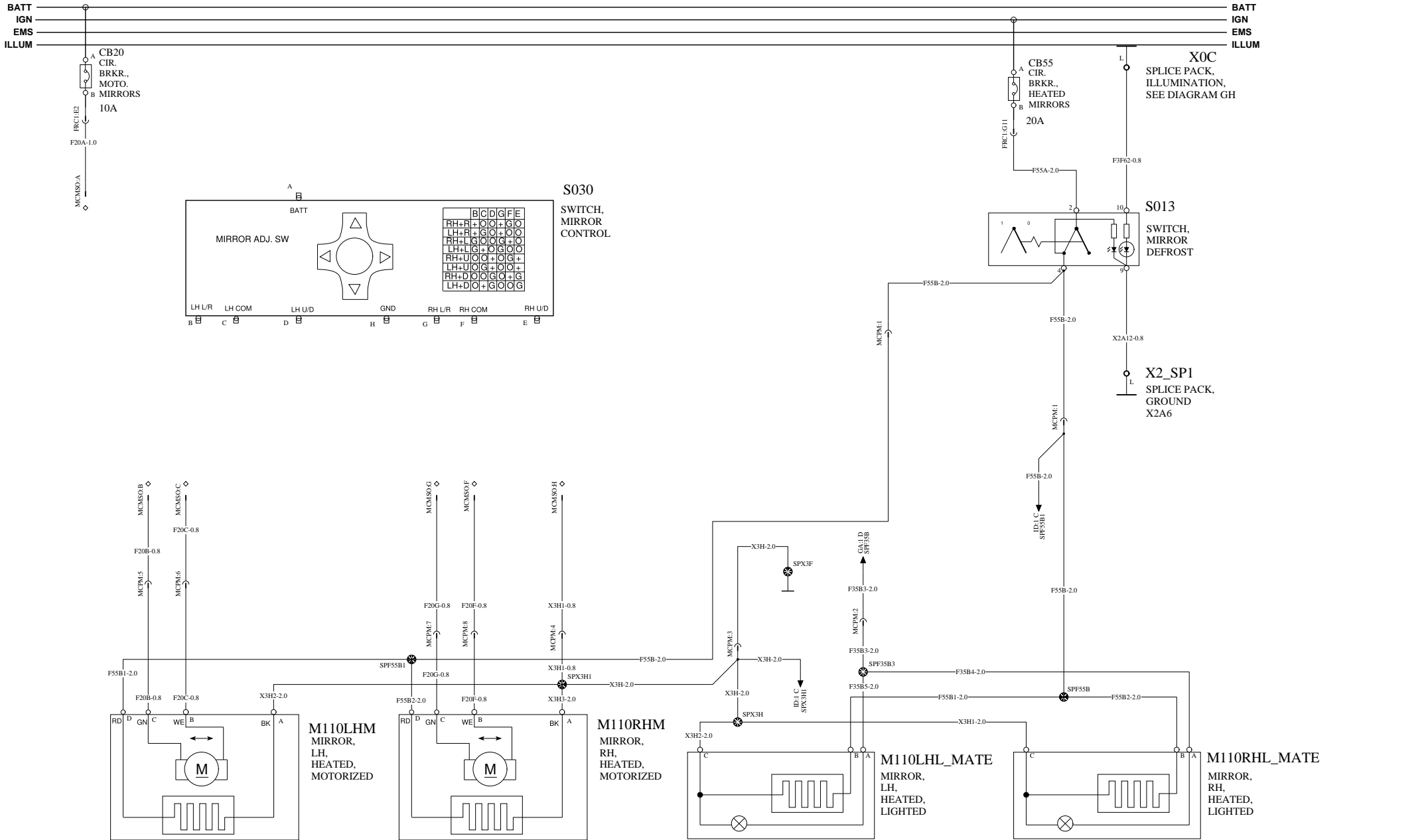
WIRING DIAGRAM: HA

BATT
IGN
EMS
ILLUM



MIRROR CONTROL 1/2

WIRING DIAGRAM: IC

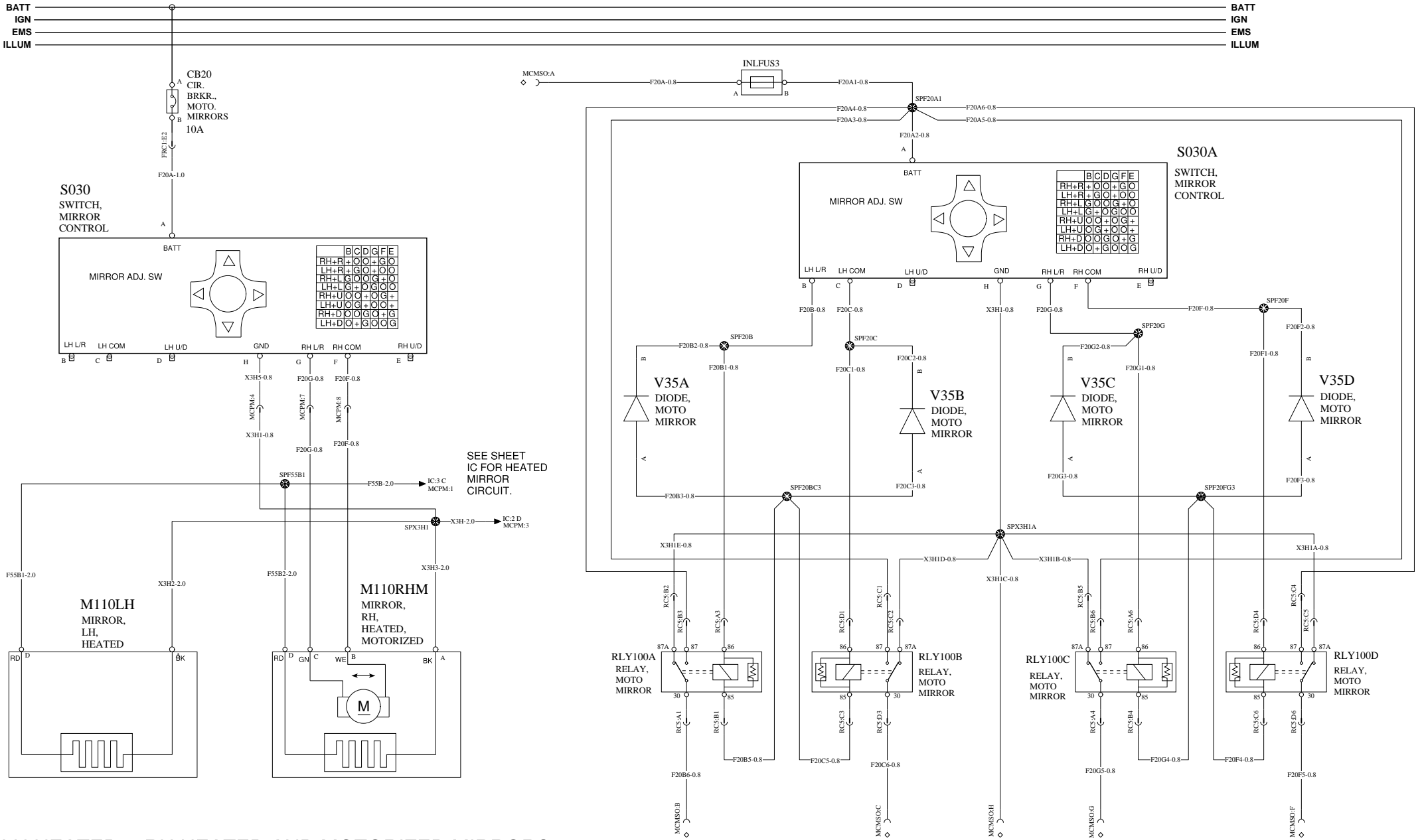


HEATED & MOTORIZED MIRRORS

HEATED & LIGHTED MIRRORS

MIRROR CONTROL 2/2

WIRING DIAGRAM: ID



LH HEATED & RH HEATED AND MOTORIZED MIRRORS

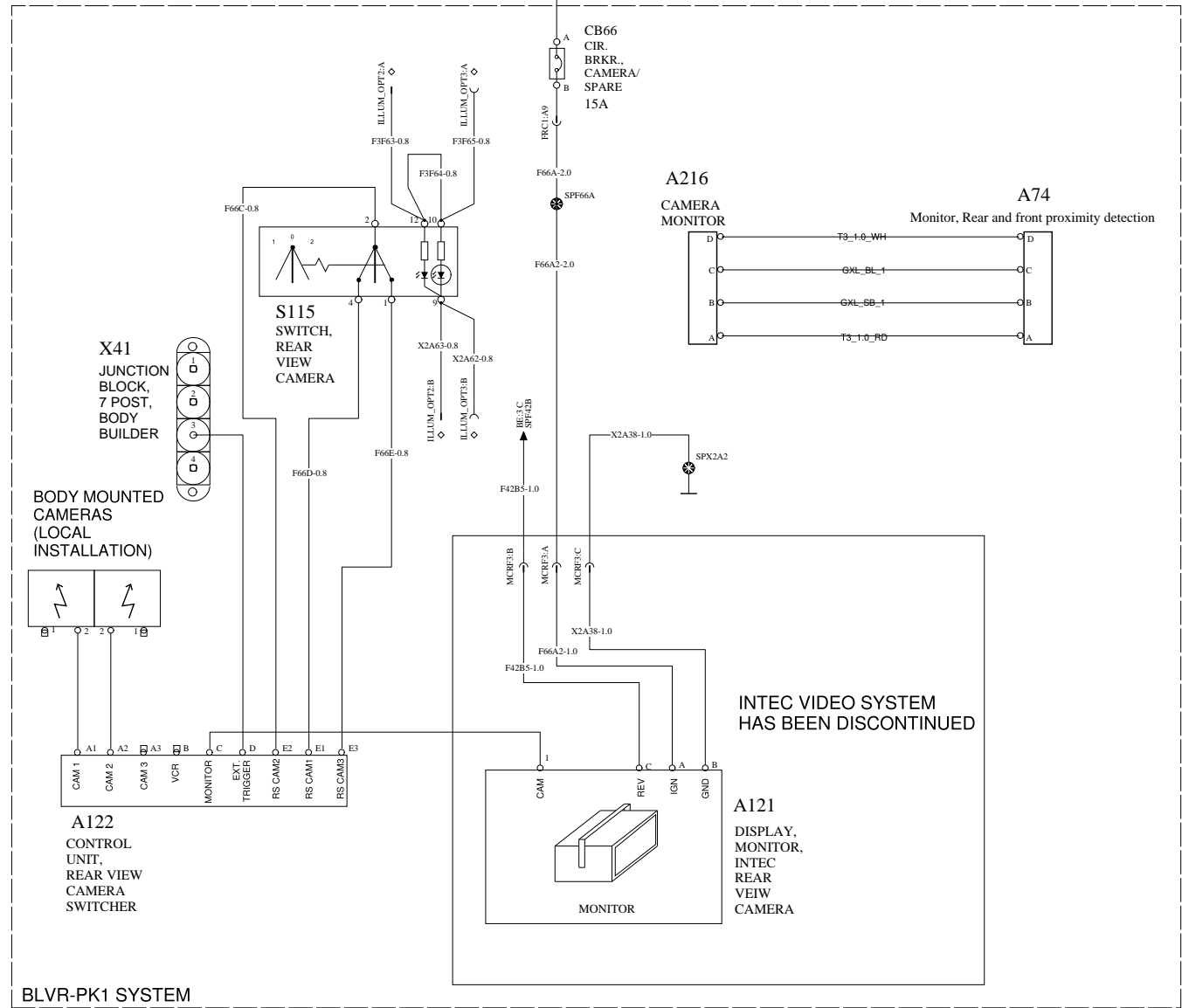
Document title WIRING DIAGRAM, TYPE-OM - OBD ENGINE	Document No 22437775	Issue 06	Volume 1 (2)	Page 52 (62)
Document type PRODUCT SCHEMATIC				

0 VISUAL SYSTEMS

3 WIRING DIAGRAM: KA

BATT
IGN
EMS
ILLUM

BATT
IGN
EMS
ILLUM

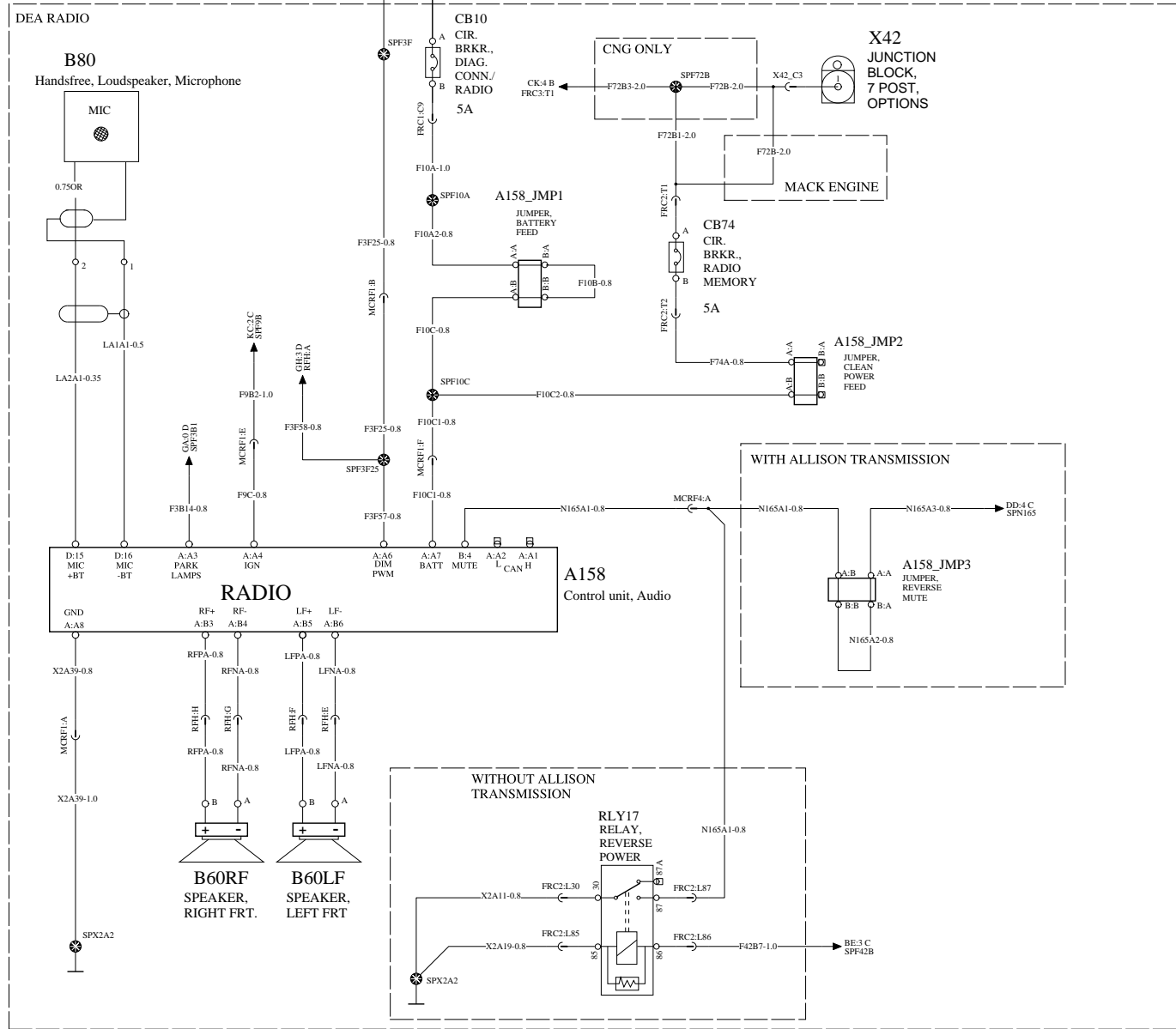


AUDIO SYSTEMS

WIRING DIAGRAM: KB

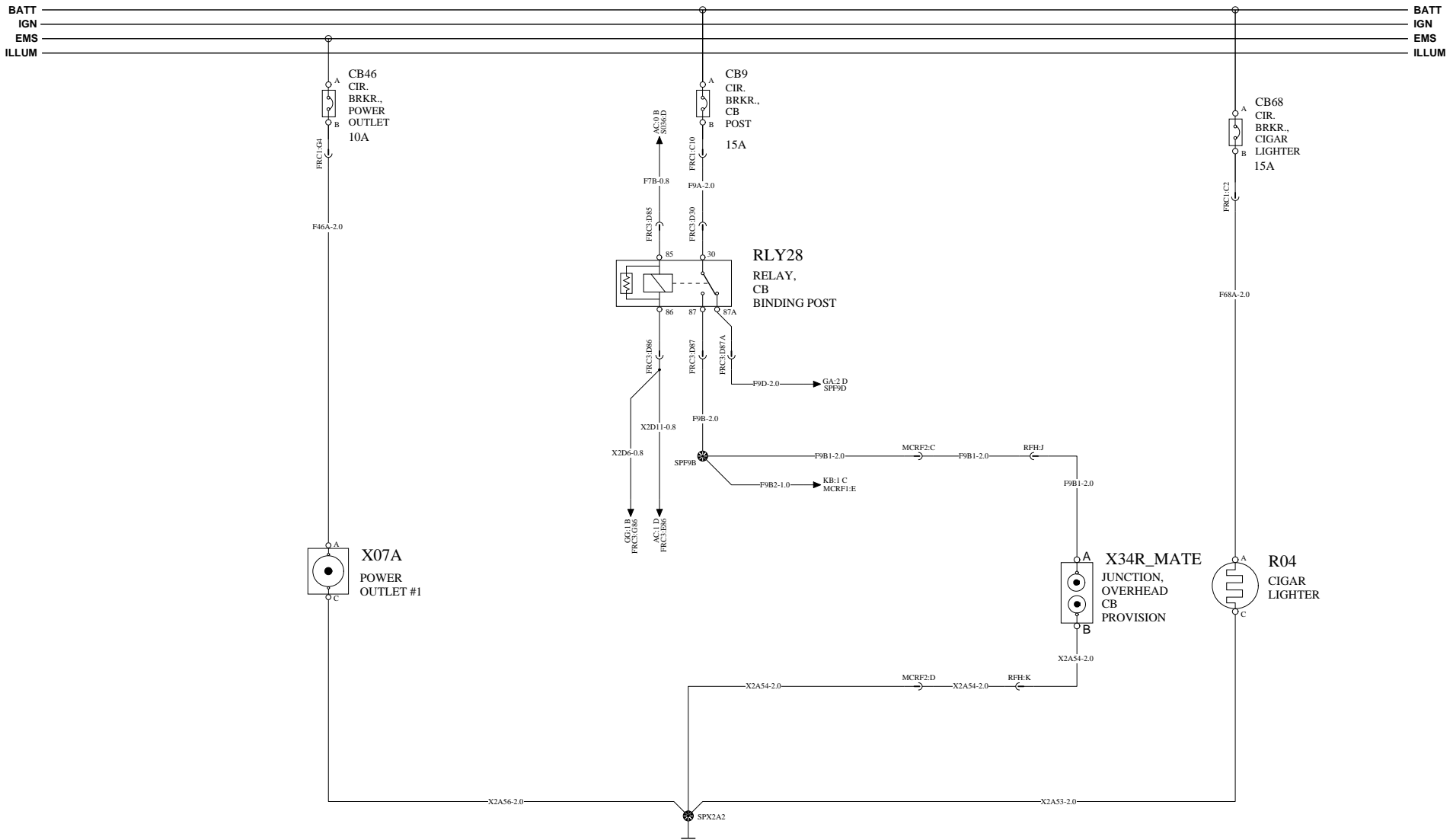
BATT
IGN
EMS
ILLUM

BATT
IGN
EMS
ILLUM



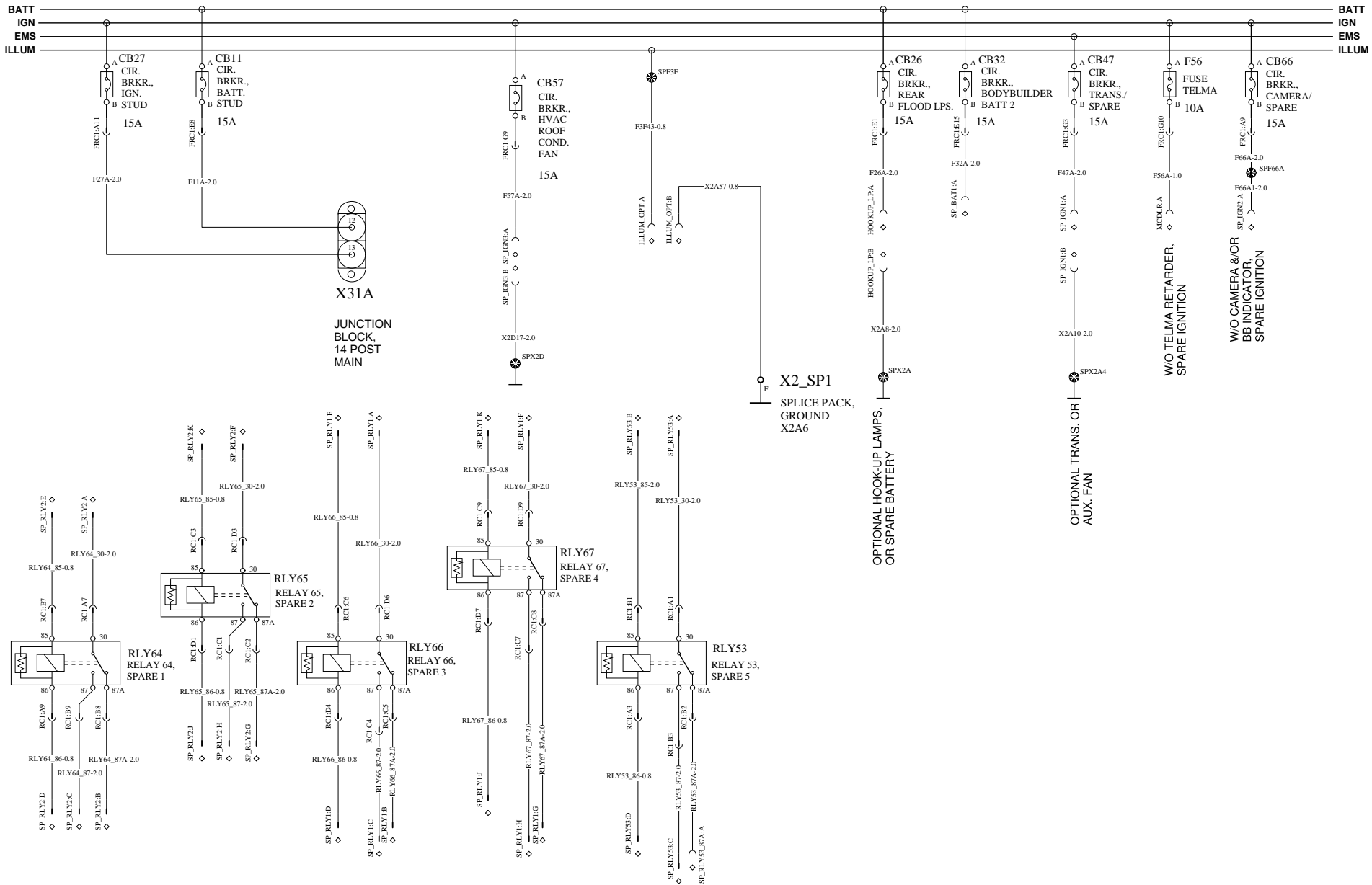
POWER OUTLET CONNECTIONS

WIRING DIAGRAM: KC



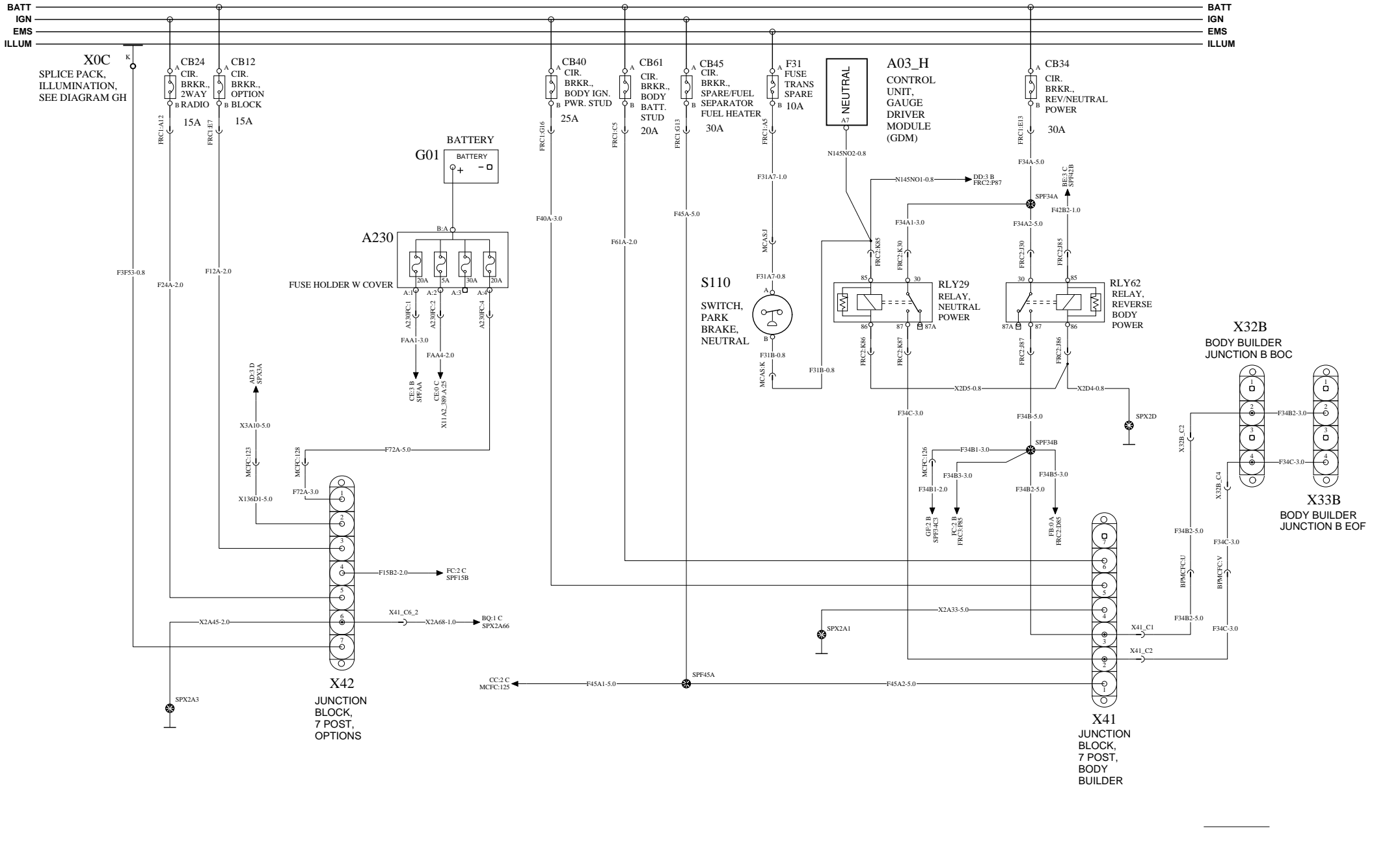
SPARE CONNECTORS & FEEDS

WIRING DIAGRAM: NA



JUNCTION POSTS

WIRING DIAGRAM: NB



DIAGNOSTICS / DATALINK 1 (MACK ENGINE)

WIRING DIAGRAM: XA

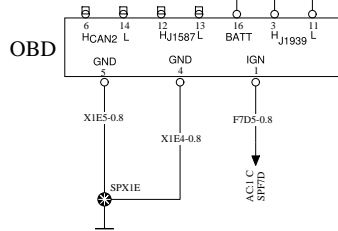
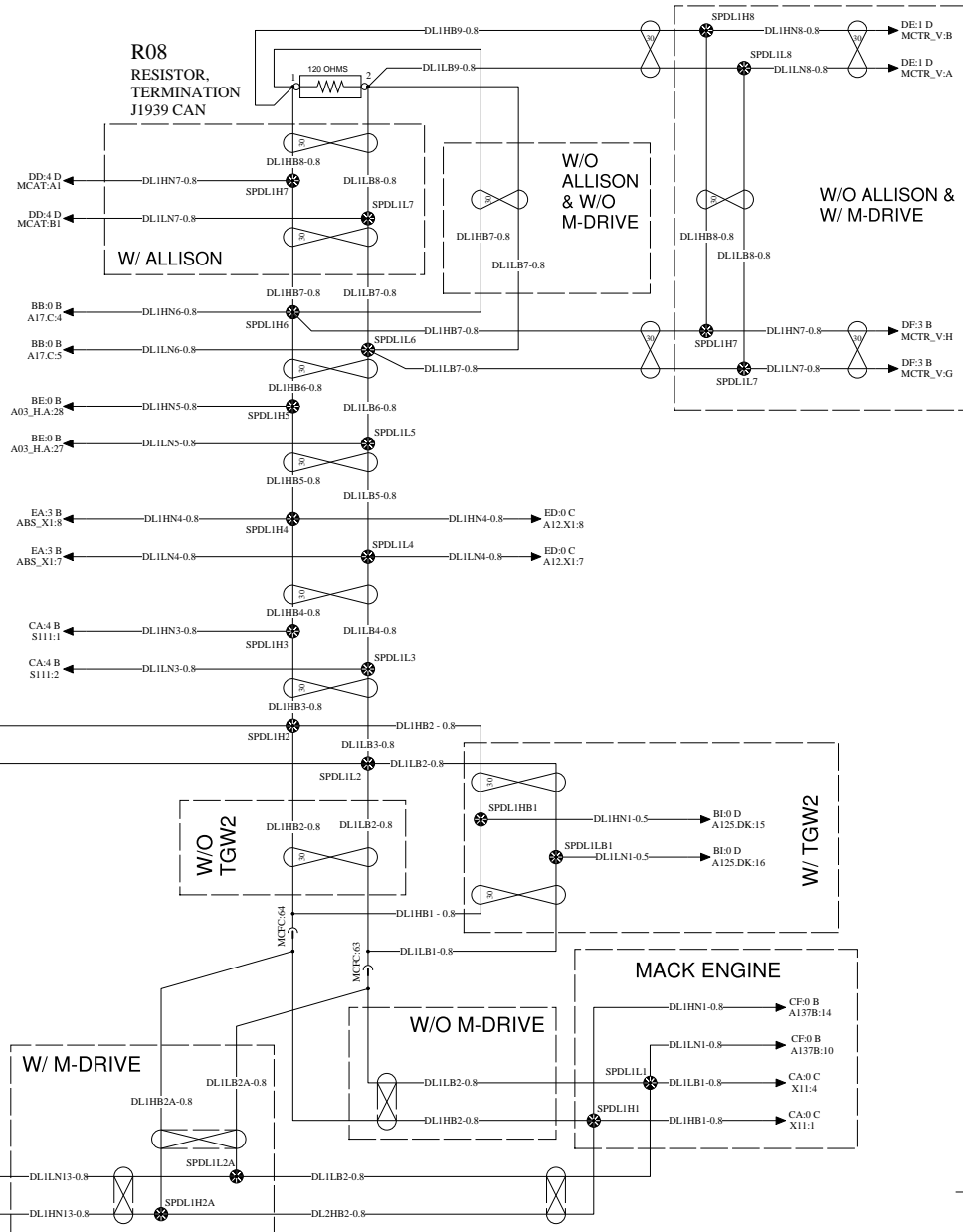
BATT
IGN
EMS
ILLUM

DATALINK 1 FOR MACK ENGINES CAN BE FOUND ON SHEET XA
DATALINK 1 FOR CUMMINS ENGINES CAN BE FOUND ON SHEET XB
DATALINK 2 CAN BE FOUND ON SHEET XC
J1587 CAN BE FOUND ON SHEET XD
DATALINK 10 FOR CUMMINS ENGINES CAN BE FOUND ON SHEET XE

CB10
CIR.
BRKR.,
DIAG.
CONN./
RADIO
5A

F10A-1.0
SPFI0A
F10A1-0.8

R08
RESISTOR,
TERMINATION
J1939 CAN



Document title
WIRING DIAGRAM, TYPE-OM - OBD ENGINE

Document type
PRODUCT SCHEMATIC

Document No
22437775

Issue
06

Volume
1 (2)

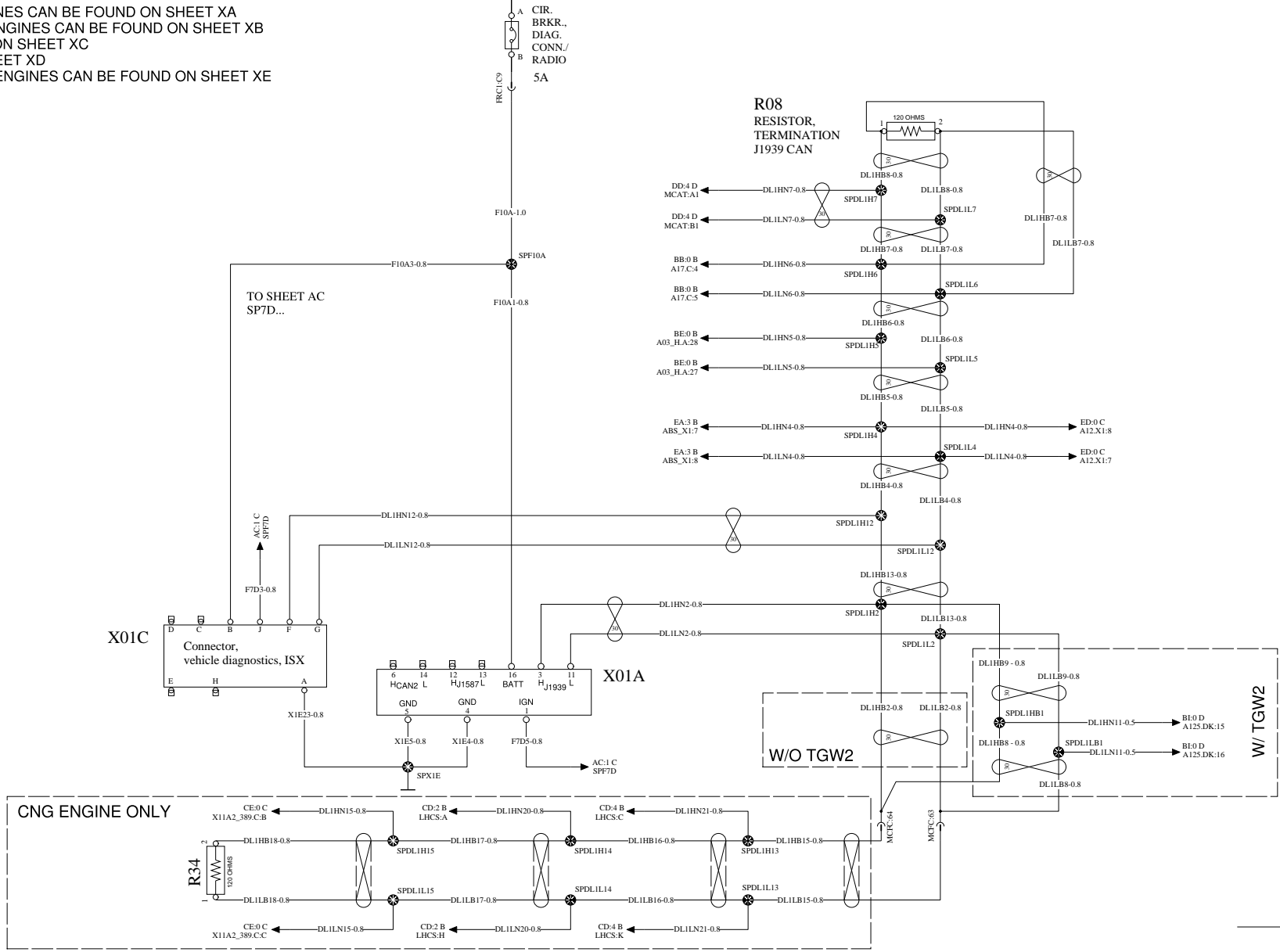
Page
58 (62)

DIAGNOSTICS / DATALINK 1 (CUMMINS ENGINE)

WIRING DIAGRAM: XB

BATT
IGN
EMS
ILLUM

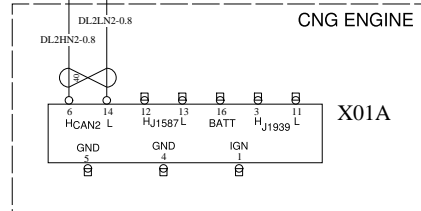
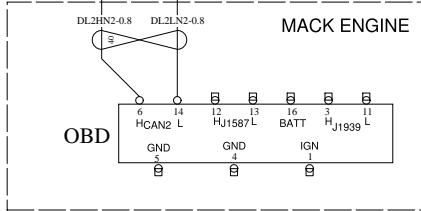
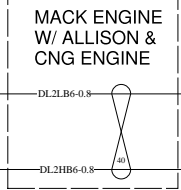
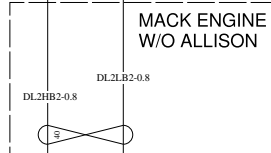
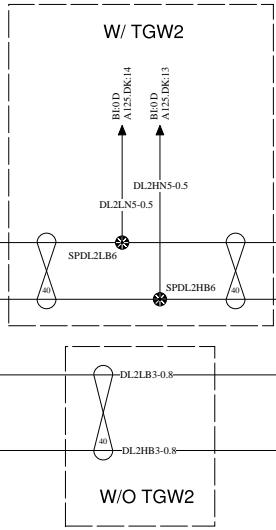
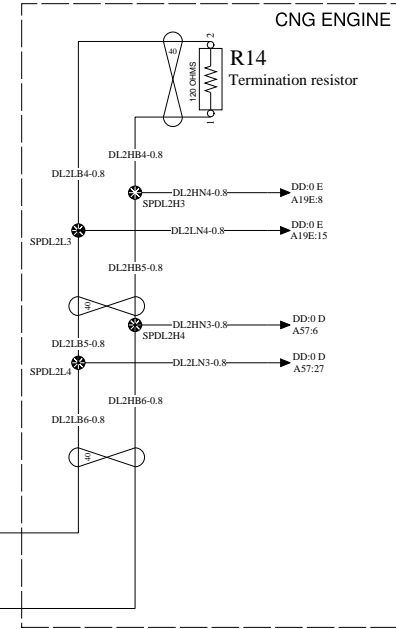
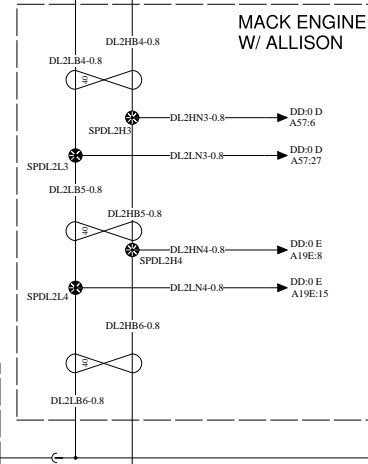
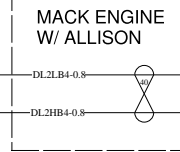
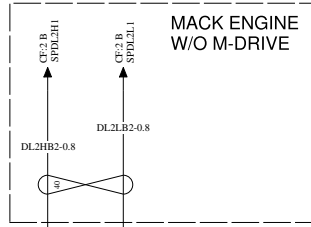
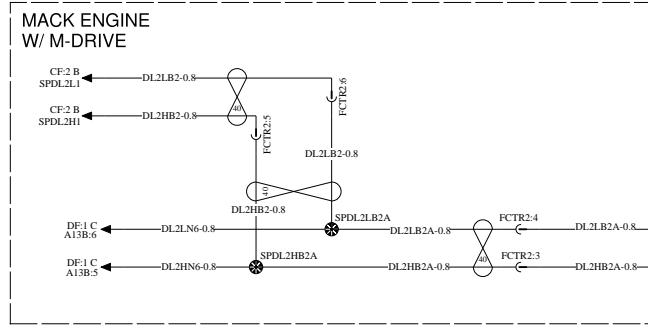
DATALINK 1 FOR MACK ENGINES CAN BE FOUND ON SHEET XA
DATALINK 1 FOR CUMMINS ENGINES CAN BE FOUND ON SHEET XB
DATALINK 2 CAN BE FOUND ON SHEET XC
J1587 CAN BE FOUND ON SHEET XD
DATALINK 10 FOR CUMMINS ENGINES CAN BE FOUND ON SHEET XE



DATALINK 2

WIRING DIAGRAM: XC

BATT
IGN
EMS
ILLUM



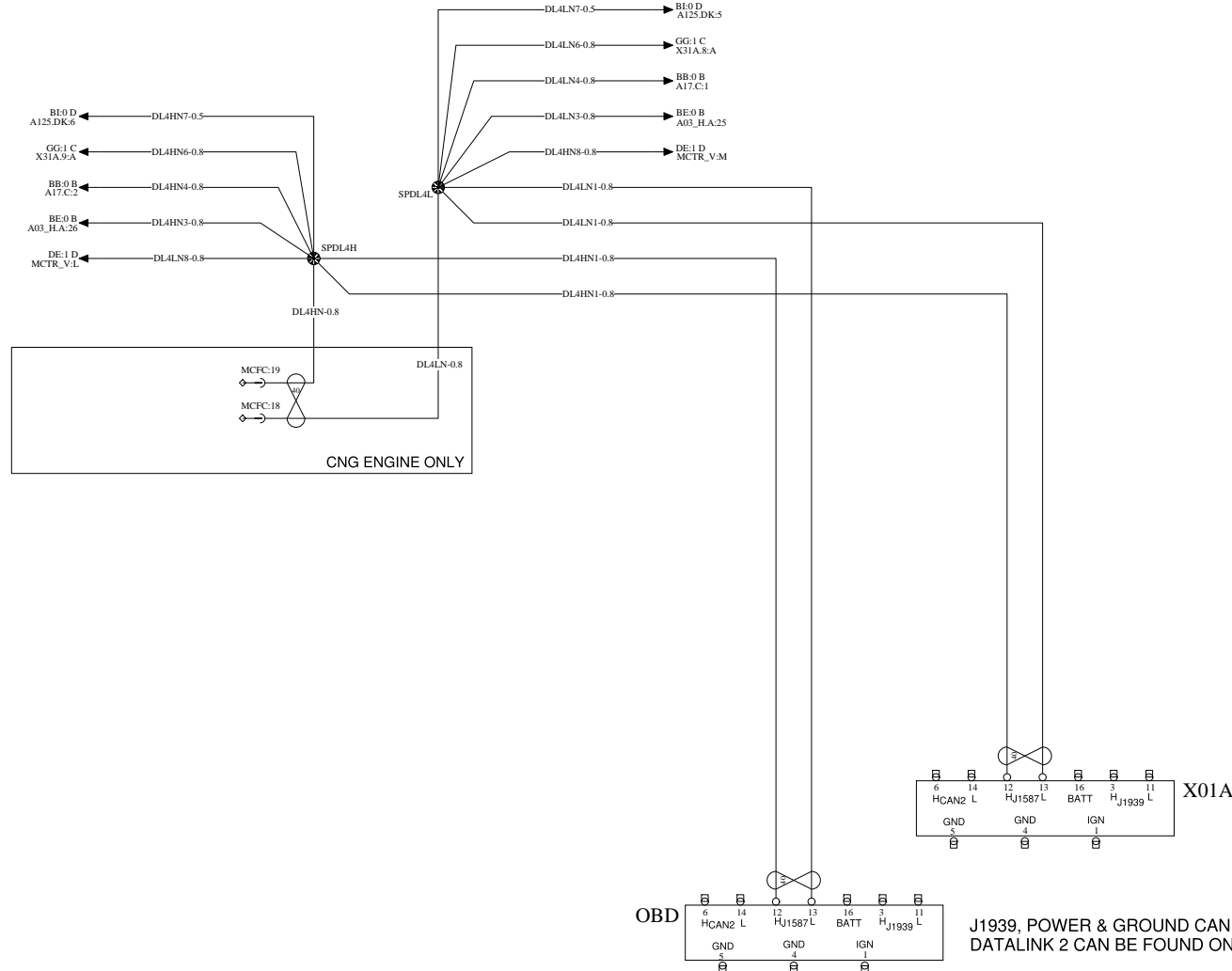
R08-2 RESISTOR, TERMINATING DATALINK 2

DATALINK 1 FOR MACK ENGINES CAN BE FOUND ON SHEET XA
DATALINK 1 FOR CUMMINS ENGINES CAN BE FOUND ON SHEET XB
DATALINK 2 CAN BE FOUND ON SHEET XC
J1587 CAN BE FOUND ON SHEET XD
DATALINK 10 FOR CUMMINS ENGINES CAN BE FOUND ON SHEET XE

DATALINK 4

WIRING DIAGRAM: XD

BATT _____ BATT
 IGN _____ IGN
 EMS _____ EMS
 ILLUM _____ ILLUM



DATALINK 1 FOR MACK ENGINES CAN BE FOUND ON SHEET XA
 DATALINK 1 FOR CUMMINS ENGINES CAN BE FOUND ON SHEET XB
 DATALINK 2 CAN BE FOUND ON SHEET XC
 J1587 CAN BE FOUND ON SHEET XD
 DATALINK 10 FOR CUMMINS ENGINES CAN BE FOUND ON SHEET XE

J1939, POWER & GROUND CAN BE FOUND ON SHEET XA
 DATALINK 2 CAN BE FOUND ON SHEET XCB

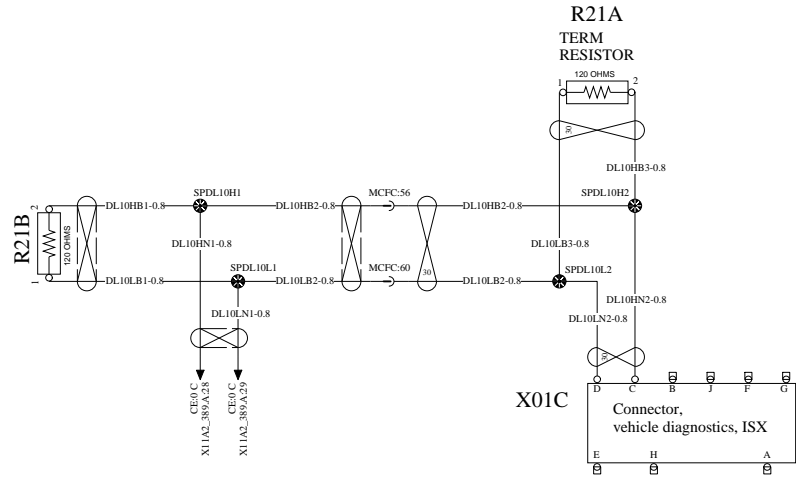
Document title WIRING DIAGRAM, TYPE-OM - OBD ENGINE	Document No 22437775	Issue 06	Volume 1 (2)	Page 61 (62)
Document type PRODUCT SCHEMATIC				

DATALINK 10 (CUMMINS ENGINE)

WIRING DIAGRAM: XE

BATT _____ BATT
 IGN _____ IGN
 EMS _____ EMS
 ILLUM _____ ILLUM

DATALINK 1 FOR MACK ENGINES CAN BE FOUND ON SHEET XA
 DATALINK 1 FOR CUMMINS ENGINES CAN BE FOUND ON SHEET XB
 DATALINK 2 CAN BE FOUND ON SHEET XC
 J1587 CAN BE FOUND ON SHEET XD
 DATALINK 10 FOR CUMMINS ENGINES CAN BE FOUND ON SHEET XE



	Document title WIRING DIAGRAM, TYPE-OM - OBD ENGINE	Document No	Issue	Volume	Page
	Document type PRODUCT SCHEMATIC	22437775	06	1 (2)	62 (62)

0

1

2

3

4

BILL OF MATERIALS INDEX (VOL 2)

NAME	PAGE
GROUNDS	2
FUSES AND CIRCUIT BREAKERS	3

NAME	PAGE
RELAYS	4
COMPONENTS	5

NAME	PAGE
INLINES	9
SPLICES	15

NAME	PAGE
SHELLS	17
REFERENCES	20

A

A

B

B

C

C

D

D

E

E

VOLVO Group Trucks Technology

Document title
WIRING DIAGRAM, TYPE-OM - OBD ENGINE

Document type
PRODUCT SCHEMATIC

Document No
22437775

Issue
06

Volume
2 (2)

Page
1 (25)

0

1

2

3

4

0

1

2

3

4

GROUNDS

NAME	PAGE
X0C	BA 2 A
X0C	BC 3 A
X0C	BD 2 A
X0C	CA 4 A

NAME	PAGE
X0C	FB 4 A
X0C	FC 1 A
X0C	GH 3 B
X0C	GP 1 A

NAME	PAGE
X0C	HA 2 A
X0C	IC 4 A
X0C	NB 0 A
X01A	XB 1 D

NAME	PAGE
X01A	XC 3 E
X01A	XD 3 D
X01C	XB 1 D
X01C	XE 2 C

NAME	PAGE
X06D MATE	BH 0 D
X06D MATE BL	BM 2 A
X06D MATE BL	BQ 1 D
X07A	KC 1 C

NAME	PAGE
X07B	BO 1 C
X45A	CC 3 C

A

A

B

B

C

C

D

D

E

E

0

1

2

3

4

0

1

2

3

4

FUSES AND CIRCUIT BREAKERS

FUSE	DESCRIPTION	PAGE
FM1 ()	FUSE, MAIN GND, PREHEATING AD 1 B	1 B

A

A

B

B

C

C

D

D

E

E

VOLVO Group Trucks Technology

Document title WIRING DIAGRAM, TYPE-OM - OBD ENGINE	Document No	Issue	Volume	Page
Document type PRODUCT SCHEMATIC	22437775	06	2 (2)	3 (25)

0

1

2

3

4

RELAYS

RELAY	DESCRIPTION	PAGE
RLY01	RELAY, EMS #1	AB 3 C
RLY02	RELAY, EMS #2	AA 2 C
RLY03	RELAY, IGN. #1	AA 0 B
RLY04	RELAY, IGN #3	AA 3 C
RLY06	RELAY, EMERGENCY STOP LAMP	GA 3 B
RLY07	RELAY 07, PTO #2	BN 2 B
RLY10B	RELAY, HORN, REMOTE	BO 0 D
RLY11	RELAY, TRAILER TAIL LAMP	GG 1 B
RLY12	RELAY, TRAILER STOP LAMP	GG 2 B
RLY13	RELAY, CAB & TRAILER CLEARANCE LAMP	GA 1 C
RLY14	RELAY, HORN	GQ 3 D
RLY016A	RELAY, WINDSHIELD WIPER RH LOW	GP 1 B
RLY016B	RELAY, WINDSHIELD WIPER RH HIGH	GP 2 B
RLY016C	RELAY WINDSHIELD WIPER LH LOW	GP 3 B
RLY016D	RELAY WINDSHIELD WIPER LH HIGH	GP 3 B
RLY17	RELAY, REVERSE POWER	DD 3 B
RLY17	RELAY, REVERSE POWER	KB 2 E
RLY28	RELAY, CB BINDING POST	KC 2 B
RLY29	RELAY, NEUTRAL POWER	NB 3 B
RLY34	RELAY, PRE-EMS	AA 1 B
RLY35	RELAY, HVAC CAB	HA 2 B
RLY36	RELAY, START CNTL 1	AC 1 C
RLY38	RELAY, LO BEAM LH	GD 0 B
RLY39	RELAY, LO BEAM RH	GD 0 B
RLY45	RELAY PTO ENABLE	DD 4 B
RLY46	RELAY RANGE PTO	DD 3 B
RLY47	RELAY RETARDER	DD 2 B
RLY48	RELAY STOP LAMPS	DD 2 B
RLY52	RELAY, HIGH BEAM	GA 1 B
RLY53	RELAY 53, SPARE 5	NA 2 D
RLY58	RELAY BEACON LAMP PTO	FC 1 B
RLY59	RELAY BEACON LAMP REVERSE	FC 2 B
RLY60	RELAY, PARK BRAKE STOP LAMP	GA 4 B
RLY61	RELAY, LIFT AXLE REVERSE	FB 0 A
RLY61B	RELAY, LIFT AXLE, PUMP ON	BO 1 B

RELAY	DESCRIPTION	PAGE
RLY62	RELAY, REVERSE BODY POWER	NB 3 B
RLY63	RELAY, POWER INDICATOR	GA 3 D
RLY63 JMP	JUMPER, CLEARANCE LIGHTS	GA 2 E
RLY64	RELAY 64, SPARE 1	BK 2 B
RLY64	RELAY 64, SPARE 1	BL 1 B
RLY64	RELAY 64, SPARE 1	BN 4 B
RLY64	RELAY 64, SPARE 1	NA 0 D
RLY65	RELAY 65, SPARE 2	BK 0 C
RLY65	RELAY 65, SPARE 2	BL 0 B
RLY65	RELAY 65, SPARE 2	BN 1 B
RLY65	RELAY 65, SPARE 2	NA 0 C
RLY66	RELAY 66, SPARE 3	BK 3 B
RLY66	RELAY 66, SPARE 3	BL 3 C
RLY66	RELAY 66, SPARE 3	BN 3 B
RLY66	RELAY 66, SPARE 3	NA 1 D
RLY67	RELAY 67, SPARE 4	BK 1 C
RLY67	RELAY 67, SPARE 4	BL 3 C
RLY67	RELAY 67, SPARE 4	BN 0 C
RLY67	RELAY 67, SPARE 4	NA 1 C
RLY68	RELAY, ENGINE COMP #1	CA 0 B
RLY73	RELAY M-DRIVE POWER	DE 2 B
RLY89	RELAY METHANE DETECTOR	CK 0 B
RLY91	RELAY 91, AUX FAN #1	CD 0 C
RLY92	RELAY 92, AUX FAN #2	CD 1 C
RLY94	RELAY, START INTERRUPT 1	BM 0 B
RLY95	RELAY, START INTERRUPT 2	BM 0 B
RLY95	RELAY, START INTERRUPT 2	BQ 1 B
RLY98	RELAY PDLO	BD 3 D
RLY99	RELAY, METHANE DETECT	CK 0 C
RLY100A	RELAY, MOTO MIRROR	ID 2 D
RLY100B	RELAY, MOTO MIRROR	ID 2 D
RLY100C	RELAY, MOTO MIRROR	ID 3 D
RLY100D	RELAY, MOTO MIRROR	ID 4 D
RLY101	RELAY M-DRIVE REVERSE	BE 4 B

COMPONENTS

COMPONENT	DESCRIPTION	PAGE
A03 A	DISPLAY, WARNING LAMP MODULE	BE 3 D
A03 B	GAUGE, SPEEDOMETER, VOLTMETER, TRANS. OIL	BE 1 C
A03 C	GAUGE, TACHOMETER, WATER TEMP., OIL PSI	BE 2 C
A03 D	GAUGE, DIESEL LEVEL & DIESEL FLUID LEVEL	BE 0 D
A03 E	GAUGE, PYROMETER	BE 1 E
A03 H	CONTROL UNIT, GAUGE DRIVER MODULE (GDM)	BE 0 B
A03 H	CONTROL UNIT, GAUGE DRIVER MODULE (GDM)	BF 0 B
A03 H	CONTROL UNIT, GAUGE DRIVER MODULE (GDM)	BG 0 B
A03 H	CONTROL UNIT, GAUGE DRIVER MODULE (GDM)	NB 3 A
A03 J	GAUGE, DUAL AIR	BE 0 E
A03 Z	GAUGE FUEL LEVEL LNG	CG 1 B
A12	Control unit, ABS (Anti-lock Brake System	ED 0 C
A12A	CONTROL UNIT, ABS (ANTI-LOCK BRAKE SYS.)	EA 0 C
A12B	CONTROL UNIT, ABS (ANTI-LOCK BRAKE SYS.	EB 0 C
A13B	Control unit, TECU (automatic transmiss	DF 1 C
A17	CONTROL UNIT, VECU (VEHICLE ECU)	AC 1 A
A17	CONTROL UNIT, VECU (VEHICLE ECU)	BA 1 C
A17	CONTROL UNIT, VECU (VEHICLE ECU)	BB 0 B
A17	CONTROL UNIT, VECU (VEHICLE ECU)	BC 2 D
A17	CONTROL UNIT, VECU (VEHICLE ECU)	BD 2 D
A17	CONTROL UNIT, VECU (VEHICLE ECU)	GD 1 A
A19E	GEARSELECTOR ALLISON	DD 0 E
A34	CONTROL PANEL & HVAC UNIT, RD-6-5302	HA 3 C
A36 1	CONTROL UNIT, BBM (BODYBUILDER MODULE), P	BK 3 D
A36 2	CONTROL UNIT, BBM (BODYBUILDER MODULE) PT	BL 2 D
A36 3	CONTROL UNIT, BBM (BODYBUILDER MODULE) RE	BM 0 D
A36 3 CHASSIS	BB BOC LIGHTING CONNECTOR	BJ 2 D
A36 3 CHASSIS	BB BOC LIGHTING CONNECTOR	BM 3 D
A36 4 MATE	CONTROL UNIT, BBM (BODYBUILDER MODULE), P	BN 3 D
A57	CONTROL UNIT, ALLISON TRANSMISSION	DC 0 A
A57	CONTROL UNIT, ALLISON TRANSMISSION	DD 0 D
A58	Allison Transmission	DC 0 D
A74	Monitor, Rear and front proximity detecti	KA 2 B
A83	CONTROL UNIT, DRL (DAYTIME RUNNING LIGHT	GD 1 B
A92A	CONTROL UNIT AUX. COOLING FAN	CD 1 C
A92B	CONTROL UNIT AUX. COOLING FAN	CD 3 C
A104	CONTROL UNIT, FLASHER	GA 2 A
A108A	TRANSMISSION RETARDER	DC 3 D
A109	Control unit, GSECU (Gearshift ECU)	DE 2 D
A109	Control unit, GSECU (Gearshift ECU)	DF 4 A
A121	DISPLAY, MONITOR, INTEC REAR VEIW CAMERA	KA 1 D
A122	CONTROL UNIT, REAR VIEW CAMERA SWITCHER	KA 0 D
A123P	GAUGE, LIFT AXLE, PUSHER	BE 2 B
A123T	GAUGE, LIFT AXLE, TAG	BE 2 B
A124	DISPLAY, HOUR METER	BL 4 A
A125	Control unit, TGW (Telematics Gateway)	BI 0 D
A125 AM	CONTROL UNIT, TGW (TELEMATICS GATEWAY)	BI 2 D
A137B	Contol Module, ACM (Adblue control modu	CF 0 B
A137B	Contol Module, ACM (Adblue control modu	CH 0 B
A138	PUMP UNIT, ADBLUE	CF 1 E

COMPONENT	DESCRIPTION	PAGE
A158	Control unit, Audio	KB 1 C
A158 JMP1	JUMPER, BATTERY FEED	KB 2 B
A158 JMP2	JUMPER, CLEAN POWER FEED	KB 3 B
A158 JMP3	JUMPER, REVERSE MUTE	KB 3 C
A216	CAMERA MONITOR	KA 1 B
A230	FUSE HOLDER W COVER	BM 0 C
A230	FUSE HOLDER W COVER	BP 0 A
A230	FUSE HOLDER W COVER	CF 0 A
A230	FUSE HOLDER W COVER	NB 1 B
B07	SENSOR, FUEL LEVEL	BF 0 D
B07A	SENSOR LNG FUEL LEVEL	CG 1 C
B09B	Sensor, oil temperature, gearbox	BF 1 D
B13	SENSOR, WHEEL SPD LH FRT AXLE	EA 1 B
B13	SENSOR, WHEEL SPD LH FRT AXLE	ED 0 D
B14	SENSOR WHEEL SPD RH FRT AXLE	EA 1 B
B14	SENSOR WHEEL SPD RH FRT AXLE	ED 0 D
B15	SENSOR, WHEEL SPD LH RR RR AXLE	EA 0 D
B15	SENSOR, WHEEL SPD LH RR RR AXLE	ED 0 B
B16	SENSOR, WHEEL SPD RH RR RR AXLE	EA 1 D
B16	SENSOR, WHEEL SPD RH RR RR AXLE	ED 1 B
B17	SENSOR, WHEEL SPD LH 3RD AXLE	EA 2 E
B17	SENSOR, WHEEL SPD LH 3RD AXLE	ED 2 D
B18	SENSOR, WHEEL SPD RH 3RD AXLE	EA 2 E
B18	SENSOR, WHEEL SPD RH 3RD AXLE	ED 3 D
B22C	SENSOR AMBIENT AIR TEMP	CE 2 D
B23	SENSOR, AMBIENT AIR TEMP.	BF 2 C
B25A	SENSOR ACCELERATOR PEDAL	BB 3 E
B60LF	SPEAKER, LEFT FRT	KB 1 D
B60RF	SPEAKER, RIGHT FRT.	KB 1 D
B68	SENSOR, OUTPUT SHAFT SPD, GEARBOX	BB 0 D
B68 B	Sensor, output shaft speed, gearbox	BB 0 D
B80	Handsfree, Loudspeaker, Microphone	KB 1 B
B96	SENSOR, NOx (CAN BASED) AFTER SCR	CA 2 A
B96B	SENSOR, NOx (CAN BASED) AFTER DPF	CA 2 A
B105	SENSOR, RETARDER TEMP	DC 3 D
B121	SENSOR, LOW LEVEL WASHER FLUID	BG 0 D
B122A	SENSOR EXHAUST TEMPERATURE CATALYST	CE 2 D
B122B	SENSOR CATALYST OUTLET TEMP.2	CE 2 D
B123	SENSOR LEVEL COOLANT	CA 2 E
B123A	SENSOR COOLANT LEVEL	CE 1 D
B124FR	SENSOR, OIL TEMP., FRONT REAR AXLE	BF 0 D
B124RR	SENSOR, OIL TEMP., REAR REAR AXLE	BF 1 D
B133	SENSOR, AIR FILTER RESTRICTION	BG 0 A
B142C	Sensor, AdBlue level and temperature	CA 3 C
B156	SENSOR, FREON HI PRESSURE - FAN	BD 2 C
B156A	SENSOR, FREON HI PRESSURE	HA 2 D
B185A	SENSOR OXYGEN OUTLET EGO	CE 3 D
B272	Sensor, Pressure Crankcase	CE 1 D
B300B	METHANE SENSOR ENGINE	CK 1 C
B310	Sensor, Particulate Matter	CA 3 A

COMPONENTS

COMPONENT	DESCRIPTION	PAGE
B319	SENSOR ALARM CO	CK 1 D
DCL_MATE_1	CONNECTOR, DCL MATE, BODYLINK REFUSE	BM 1 C
DCL_MATE_1	CONNECTOR, DCL MATE, BODYLINK REFUSE	BQ 0 B
DCL_MATE_2	CONNECTOR DCL MATE BODYLINK REFUSE	BM 1 C
DCL_MATE_2	CONNECTOR DCL MATE BODYLINK REFUSE	BQ 3 C
DUAL_PTO_JMP	PLUG, JUMPER WIRE	FB 1 A
E11LA	LAMP, SIDE MARKER LEFT SIDE 1	GD 2 B
E11LB	Lamp, side marker light, left side 2	GD 1 D
E11RA	LAMP, SIDE MARKER RIGHT SIDE 1	GD 4 B
E11RB	Lamp, side marker light, right side 2	GD 2 D
E12L	LAMP, ROOF POS. LIGHT LEFT	GA 3 D
E12R	LAMP, ROOF POS. LIGHT, RIGHT	GA 3 D
E13L1	LAMP TURN LEFT SIDE	GD 2 D
E13LS	LAMP, DIR. INDICATOR LEFT SIDE	GD 3 C
E13R1	LAMP TURN RIGHT SIDE	GD 2 D
E13RS	LAMP, DIR. INDICATOR RIGHT SIDE	GD 4 B
E17A	LAMP, CAB REAR DOME	GH 2 D
E17B	LAMP,FRONT LH DOME	GH 1 D
E17C	LAMP, FRONT RH DOME	GH 3 D
E19C	LAMP, ID LIGHT ROOF, CENTER	GA 0 D
E19L	LAMP, ID LIGHT ROOF, LEFT	GA 0 D
E19LS	LAMP, ROOF SIDE MARKER, LEFT	GD 3 D
E19R	LAMP, ID LIGHT ROOF, RIGHT	GA 0 D
E19RS	LAMP, ROOF SIDE MARKER, RIGHT	GD 4 D
E27L	TAIL LAMP MODULE, LEFTHAND	GF 0 C
E27R	TAIL LAMP MODULE, RIGHTHAND	GF 2 C
E30L	LH HEADLAMP	GD 0 D
E30R	RH HEADLAMP	GD 0 D
E38_08	LAMP, INDICATOR, IWDL	BD 1 B
E38_12	LAMP INDICATOR, PTO	BK 3 B
E38_12	LAMP INDICATOR, PTO	BL 3 A
E38_12B	LAMP INDICATOR, PUMP ON PTO #2 OIL LEVEL	BN 1 C
E57	LAMP, POWER INDICATOR	GA 4 D
FM1	FUSE, MAIN GND, PREHEATING	AD 1 B
G01	BATTERY	AC 3 C
G01	BATTERY	AD 1 B
G01	BATTERY	BM 0 C
G01	BATTERY	BP 0 A
G01	BATTERY	CF 0 B
G01	BATTERY	NB 1 B
G02	ALTERNATOR	AC 4 A
G02	ALTERNATOR	AD 1 D
H02_1_114	Horn	GQ 3 D
H03	REVERSE WARNER, ACOUSTIC	GF 2 B
H16	METHANE FUME DETECTOR	CK 1 B
H17	METHANE DETECTION STATUS	CK 3 B
M01L	MOTOR WINDSHIELD WIPER LH	GP 3 C
M01R	MOTOR WINDSHIELD WIPER RH	GP 2 C
M02	MOTOR WS. WASHER PUMP	GP 0 C
M110LH	MIRROR, LH, HEATED	ID 0 D

COMPONENT	DESCRIPTION	PAGE
M110LHL_MATE	MIRROR, LH, HEATED, LIGHTED	IC 2 D
M110LHM	MIRROR, LH, HEATED, MOTORIZED	IC 0 D
M110RHL_MATE	MIRROR, RH, HEATED, LIGHTED	IC 3 D
M110RHM	MIRROR, RH, HEATED, MOTORIZED	IC 1 D
M110RHM	MIRROR, RH, HEATED, MOTORIZED	ID 1 D
M120A	MOTOR, AUX. COOLING FAN #1	CD 0 E
M120B	MOTOR, AUX. COOLING FAN #2	CD 1 E
M121A	MOTOR AUX COOLING FAN #1	CD 2 D
M121B	MOTOR AUX COOLING FAN #2	CD 3 D
MC_DUAL_PTO_JMP	PLUG, JUMPER WIRE	BC 0 B
R01	HEATER, ENGINE PREHEAT	AD 0 D
R01A	RESISTOR 110V ENGINE HEATER	CC 3 D
R04	CIGAR LIGHTER	KC 3 C
R05	AIR DRYER, HEATED	FA 2 C
R05_A	AIR DRYER	FA 0 C
R08	RESISTOR, TERMINATION J1939 CAN	XA 2 A
R08	RESISTOR, TERMINATION J1939 CAN	XB 3 B
R08-2	RESISTOR, TERMINATING DATALINK 2	XC 1 D
R09	HEATER, FUEL WATER SEPARATOR	CC 2 C
R14	Termination resistor	XC 4 C
R18A	HEATER, HEATED DRAIN VALVE, COOLING TANK	FA 2 C
R18B	HEATER, HEATED DRAIN VALVE, WET TANK	FA 1 C
R21A	TERM RESISTOR	XE 2 B
R21B	TERM RESISTOR	XE 1 C
R29	HEATER, NOxCARE TANK TO PUMP HOSE	CH 4 D
R31	HEATER, NOxCARE PUMP TO INJECTOR HOSE	CH 3 D
R34	Termination resistor	XB 1 E
R39A	RESISTOR CUMMINS PULL UP IVS	BC 1 B
R39B	RESISTOR CUMMINS PULL DOWN FUEL LEVEL	BF 0 C
RC2_MATE	ELECTICAL EQUIPMENT; 3 RELAYS	BO 2 D
S01	SW. MAIN LIGHTING SELECT. TYPE	GA 0 B
S006	SWITCH, SPEED CONTROL	BA 2 B
S07	SWITCH' ENG BRK SELECTOR	BA 2 B
S007	SWITCH, SET/RESUME	BA 1 B
S008	SWITCH, S/D OVERRIDE	BA 4 B
S009	SWITCH WIPER CTRL	GP 0 B
S013	SWITCH, MIRROR DEFROST	IC 3 B
S016	SWITCH, ATC LIMITED SLIP	EA 2 B
S016	SWITCH, ATC LIMITED SLIP	ED 2 B
S017B	SW. FRONT RH DOME LMP	GH 3 D
S018_1	POSITION SWITCH, PTO 1	BC 3 B
S018_2	POSITION SWITCH, PTO 2, R.H.	FB 1 D
S18A	SWITCH, POWER TAKE OFF (PTO #1)	BC 2 B
S18B	SWITCH, POWER TAKE OFF (PTO #2)	FB 1 B
S019	SWITCH, POWER DIVIDER LOCKOUT	FB 4 C
S019A	SWITCH, POWER DIVIDER LOCKOUT	FB 4 C
S020	SWITCH, AIR SUSP.	FB 2 B
S023	SWITCH, NEUTRAL CONTROL	FB 3 C
S024	SW. INTERWHL DIFF. LOCK	BD 2 B
S24C	SWITCH RETARDER	DD 1 B

COMPONENTS

COMPONENT	DESCRIPTION	PAGE
S28C	SWITCH, PUMP/ DRIVE MODE, PTO #2 PTO #1	BN 1 B
S030	SWITCH, MIRROR CONTROL	IC 1 B
S030	SWITCH, MIRROR CONTROL	ID 0 B
S030A	SWITCH, MIRROR CONTROL	ID 3 A
S036	SWITCH, IGNITION	AC 0 B
S036B	SWITCH, PUSH BUTTON START	AC 1 B
S038	SW, PRESSURE SERVICE BRKE.	GA 3 B
S038C	SWITCH, SERVICE BRAKE	BB 2 D
S038G	SWITCH PRESSURE SWITCH BRAKE STATUS	BB 1 A
S039	SWITCH, DIRECTIONAL SIGNAL	GA 2 C
S039	SWITCH, DIRECTIONAL SIGNAL	GQ 0 A
S040P	SW. PRESSURE PRIM. LOW AIR	BF 3 D
S040S	SW. PRESSURE SEC. LOW AIR	BF 3 D
S042	SWITCH, BACK UP	BE 2 A
S43	SW. PRESS. PRKNG BRKE INDICATOR, NC.	BA 3 D
S43D	SW. PRESS PARK BRAKE BODYBUILDER	BQ 2 C
S044	SWITCH, CLUTCH	BB 2 C
S045	SW. DRL OVERRIDE	BA 2 D
S047	SWITCH, IWDL FRT ENGAGED	BG 2 D
S047A	SWITCH, IWDL, FRT ENGAGED	BG 2 D
S048	SWITCH, IWDL RR ENGAGED	BG 2 C
S048A	SWITCH, IWDL, RR ENGAGED	BG 2 C
S051A	SWITCH, AUX. LIFT AXLE, PUSHER	FB 0 B
S051B	SWITCH, AUX. LIFT AXLE, TAG	FB 0 C
S63	POSITION SWITCH, LOW/HIGH RANGE GEAR	BN 4 C
S72	SWITCH, WATER IN FUEL	BB 2 A
S90_1	SWITCH, PRESS. NO NEUTRAL	FB 3 A
S108	SWITCH MUNCIE PTO PUMP	FC 1 B
S110	SWITCH, PARK BRAKE, NEUTRAL	NB 2 B
S111	SWITCH, SMART, DPF	CA 4 B
S112	SWITCH, BODY BUILDER PARK BRAKE	BB 0 D
S112 JMP	JUMPER, SWITCH, BODY BUILDER PARK BRAKE	BB 2 D
S112A	SWITCH, BODY BUILDER PARK BRAKE	BK 0 D
S112B	SWITCH, BODY BUILDER PARK BRAKE	BN 1 C
S113	SWITCH, ODOMETER/ HOURMETER TRIP RESET	BE 0 C
S115	SWITCH, REAR VIEW CAMERA	KA 1 B
S116	SWITCH, PRESSURE, N.O., DUAL PTO	FB 1 E
S116A	SWITCH, PRESSURE, N.O. PTO	BL 0 C
S137	SWITCH PARKER PTO	FD 1 B
S169	SWITCH, BATTERY MAIN	AC 3 E
S171A	SWITCH GEAR LEVER I-SHIFT PUSH BUTTON	DF 4 C
S213	Switch, Hill Assist	ED 2 B
S320	SWITCH, PRESSURE PARKER PTO	FD 2 C
S493	SWITCH BRAKE AUTO NEUTRAL	BH 2 B
V27	DIODE, PTO EHT	BK 2 B
V27	DIODE, PTO EHT	BL 1 B
V27_MATE	DIODE, PTO EHT	BK 2 C
V27_MATE	DIODE, PTO EHT	BL 1 C
V30	DIODE, STOP LAMP	BF 3 D
V35	DIODE, METHANE DETECTION	CK 0 D

COMPONENT	DESCRIPTION	PAGE
V35A	DIODE, MOTO MIRROR	ID 2 C
V35B	DIODE, MOTO MIRROR	ID 3 C
V35C	DIODE, MOTO MIRROR	ID 3 C
V35D	DIODE, MOTO MIRROR	ID 4 C
V36	DIODE, ALLISON REVERSE MUTE	DD 3 C
X1	STUD, CAB GROUND #1	AD 2 C
X2	STUD, CAB GROUND #2	AD 2 B
X2_SP1	SPLICE PACK, GROUND X2A6	AD 4 A
X2_SP1	SPLICE PACK, GROUND X2A6	BC 2 C
X2_SP1	SPLICE PACK, GROUND X2A6	BD 2 C
X2_SP1	SPLICE PACK, GROUND X2A6	BI 0 C
X2_SP1	SPLICE PACK, GROUND X2A6	CA 3 C
X2_SP1	SPLICE PACK, GROUND X2A6	CK 0 D
X2_SP1	SPLICE PACK, GROUND X2A6	FB 4 D
X2_SP1	SPLICE PACK, GROUND X2A6	FC 0 D
X2_SP1	SPLICE PACK, GROUND X2A6	GA 0 C
X2_SP1	SPLICE PACK, GROUND X2A6	HA 2 B
X2_SP1	SPLICE PACK, GROUND X2A6	IC 3 B
X2_SP1	SPLICE PACK, GROUND X2A6	NA 2 B
X10	B+ pass through, Cab	AC 4 D
X11	CONNECTOR, ENGINE MANAGEMENT INTERFACE	CA 0 C
X11A2_389	CONNECTORS CUMMINS ISL G ENGINE INTERFACE	CE 0 C
X21F	BODYLINK TMC RP170 POWERTRAIN	BQ 0 D
X21G	BODYLINK TMC RP170 LIGHTING	BP 3 D
X21H	BODYLINK TMC RP170 POWER	BP 0 D
X31A	JUNCTION BLOCK, 14 POST MAIN	BI 3 A
X31A	JUNCTION BLOCK, 14 POST MAIN	BJ 1 B
X31A	JUNCTION BLOCK, 14 POST MAIN	BK 1 B
X31A	JUNCTION BLOCK, 14 POST MAIN	BL 1 B
X31A	JUNCTION BLOCK, 14 POST MAIN	BM 1 D
X31A	JUNCTION BLOCK, 14 POST MAIN	BN 1 B
X31A	JUNCTION BLOCK, 14 POST MAIN	BP 1 B
X31A	JUNCTION BLOCK, 14 POST MAIN	BQ 0 D
X31A	JUNCTION BLOCK, 14 POST MAIN	GG 1 C
X32A	BODY BUILDER JUNCTION A BOC	GG 1 D
X32B	BODY BUILDER JUNCTION B BOC	NB 4 C
X33A	BODY BUILDER JUNCTION A EOF	GG 1 E
X33B	BODY BUILDER JUNCTION B EOF	NB 4 C
X34R_MATE	JUNCTION, OVERHEAD CB PROVISION	KC 3 C
X41	JUNCTION BLOCK, 7 POST, BODY BUILDER	BJ 2 B
X41	JUNCTION BLOCK, 7 POST, BODY BUILDER	BK 4 B
X41	JUNCTION BLOCK, 7 POST, BODY BUILDER	BL 4 B
X41	JUNCTION BLOCK, 7 POST, BODY BUILDER	BM 1 A
X41	JUNCTION BLOCK, 7 POST, BODY BUILDER	BN 1 A
X41	JUNCTION BLOCK, 7 POST, BODY BUILDER	BO 0 B
X41	JUNCTION BLOCK, 7 POST, BODY BUILDER	BP 2 B
X41	JUNCTION BLOCK, 7 POST, BODY BUILDER	KA 0 B
X41	JUNCTION BLOCK, 7 POST, BODY BUILDER	NB 3 D
X42	JUNCTION BLOCK, 7 POST, OPTIONS	BJ 2 B
X42	JUNCTION BLOCK, 7 POST, OPTIONS	BM 4 B

COMPONENTS

COMPONENT	DESCRIPTION	PAGE
X42	JUNCTION BLOCK, 7 POST, OPTIONS	BO 1 B
X42	JUNCTION BLOCK, 7 POST, OPTIONS	BP 1 B
X42	JUNCTION BLOCK, 7 POST, OPTIONS	KB 3 A
X42	JUNCTION BLOCK, 7 POST, OPTIONS	NB 1 C
X135	Chassis Ground Stud	AD 2 D
X135	Chassis Ground Stud	BP 1 D
X136	Cab Passthrough Ground Stud	AD 2 C
X140	Battery Box Ground Stud	AD 1 C
X194	CONNECTOR, TGW BODYBUILDER INTERFACE	BI 0 D
X194 AM	CONNECTOR, TGW BB INTERFACE	BI 2 D
XBB	STUD, CHASSIS GROUND AT BODY BUILDER BRAC	BM 3 E
Y11	SOL. VALVE, ABS LH FRT	EA 0 B
Y11	SOL. VALVE, ABS LH FRT	ED 0 D
Y12	SOL. VALVE, ABS RH FRT	EA 1 B
Y12	SOL. VALVE, ABS RH FRT	ED 1 D
Y13	SOL. VALVE, ABS LH RR	EA 1 D
Y13	SOL. VALVE, ABS LH RR	ED 0 B
Y14	SOL VALVE, ABS RH RR	EA 1 D
Y14	SOL VALVE, ABS RH RR	ED 0 B
Y15	SOL VALVE, ABS LH 3RD AXLE	EA 3 D

COMPONENT	DESCRIPTION	PAGE
Y15	SOL VALVE, ABS LH 3RD AXLE	ED 2 D
Y16	SOL VALVE, ABS RH 3RD AXLE	EA 3 D
Y16	SOL VALVE, ABS RH 3RD AXLE	ED 3 D
Y18	Solenoid valve, PTO (Power Take Off)	FC 1 C
Y18G	Solenoid valve, PTO (Power Take Off)	DE 0 C
Y35	SOLENOID ENGINE FAN	CA 1 C
Y35A	SOLENOID ENGINE FAN	CE 1 D
Y42	Clutch, magnetic, air conditioning compr	HA 2 E
Y51	SOL VALVE AIR DRYER	FA 1 C
Y57	SOL. VALVE, ATC	EA 1 D
Y57	SOL. VALVE, ATC	ED 1 B
Y62	SOLENOID ACCUMULATOR	DC 1 C
Y80	SOLENOID VALVE, ADBLUE DOSING UNIT	CF 3 A
Y81	SOLENOID VALVE, UREA HEATING TANK	CF 2 D
Y86	SOLENOID, MULTI VALVE ASSY.	FB 1 D
Y88	SOLENOID, LIFT AXLE	FB 0 D
Y95	SOLENOID HIGH NG PRESSURE LOCKOFF	CG 0 C
Y106	Solenoid valve, Hill Assist brake applica	ED 3 D
Y157	SOLENOID, PARKER PTO	FD 3 C
Y186	SOLENOID VALVE EXTENSION UNIT	DF 2 B

INLINES

INLINE	PAGE
6SABS:A	EA 2 D
6SABS:A	ED 2 D
6SABS:B	EA 2 D
6SABS:B	ED 2 D
6SABS:C	EA 2 D
6SABS:C	ED 3 D
6SABS:D	EA 2 D
6SABS:D	ED 3 D
6SABS:E	EA 3 D
6SABS:E	ED 2 D
6SABS:F	EA 3 D
6SABS:F	ED 2 D
6SABS:G	EA 3 D
6SABS:G	ED 2 D
6SABS:H	EA 3 D
6SABS:H	ED 3 D
6SABS:J	EA 3 D
6SABS:J	ED 3 D
6SABS:K	EA 3 D
6SABS:K	ED 3 D
A230FC:1	CF 0 B
A230FC:1	NB 1 B
A230FC:2	NB 1 B
A230FC:3	BM 0 C
A230FC:4	NB 1 B
ABS X1:1	EA 2 A
ABS X1:3	EA 3 B
ABS X1:4	EA 1 C
ABS X1:5	EA 1 C
ABS X1:7	EA 3 B
ABS X1:8	EA 3 B
ABS X1:10	EA 1 C
ABS X1:11	EA 1 C
ABS X1:16	EA 3 B
ABS X1:17	EA 2 C
ABS X2:1	EA 0 C
ABS X2:2	EA 0 C
ABS X2:3	EA 0 A
ABS X2:4	EA 1 C
ABS X2:5	EA 1 B
ABS X2:6	EA 1 A
ABS X2:7	EA 1 C
ABS X2:8	EA 1 B
ABS X2:9	EA 0 C
ABS X2:10	EA 1 C
ABS X2:11	EA 1 B
ABS X2:12	EA 0 B
ABS X2:13	EA 1 C
ABS X2:14	EA 1 B
ABS X2:15	EA 0 C

INLINE	PAGE
ABS X2:16	EA 1 C
ABS X2:17	EA 1 C
ABS X2:18	EA 0 C
ABS X3:4	EA 3 C
ABS X3:6	EA 3 E
ABS X3:7	EA 3 C
ABS X3:9	EA 3 E
ABS X3:10	EA 3 C
ABS X3:11	EA 2 D
ABS X3:12	EA 2 D
ABS X3:13	EA 3 C
ABS X3:14	EA 2 D
ABS X3:15	EA 2 D
ALLISON:1	DC 2 C
ALLISON:2	DC 3 C
ALLISON:3	DC 1 C
ALLISON:4	DC 2 C
ALLISON:5	DC 1 C
ALLISON:6	DC 1 C
ALLISON:7	DC 1 C
ALLISON:8	DC 1 C
ALLISON:9	DC 1 C
ALLISON:10	DC 0 C
ALLISON:11	DC 0 C
ALLISON:12	DC 1 C
ALLISON:13	DC 1 C
ALLISON:14	DC 2 C
ALLISON:15	DC 2 C
ALLISON:16	DC 2 C
ALLISON:17	DC 0 C
ALLISON:18	DC 0 C
ALLISON:19	DC 1 C
ALLISON:20	DC 1 C
ALLISON:21	DC 2 C
ALLISON:22	DC 2 C
ALLISON:23	DC 2 C
ALLISON:24	DC 1 C
ALLISON:27	DC 0 C
ALLISON:30	DC 0 C
ALLISON:31	DC 0 C
ALLISON:32	FD 2 C
ALLISON:33	FD 2 C
ALLISON:34	FD 3 D
BB BBC:2	BP 3 D
BB BBC:5	BP 3 D
BB BBC:6	BP 3 D
BB BBC:7	BP 3 D
BB BBC:13	BP 4 D
BB BBC:14	BP 4 D
BB_CUMMINS:A	BC 4 D

INLINE	PAGE
BB_CUMMINS:B	BC 4 D
BB_CUMMINS:C	BC 4 D
BB_CUMMINS:D	BC 4 E
BB PK BK:A	BB 1 D
BB PK BK:B	BB 1 D
BBC MC SOL SW:A BO 3 B	BO 3 B
BBC MC SOL SW:A BO 3 C	BO 3 C
BBC MC SOL SW:B BO 3 B	BO 3 B
BBC MC SOL SW:B BO 3 C	BO 3 C
BBC MC SOL SW:C BO 3 B	BO 3 B
BBC MC SOL SW:C BO 3 C	BO 3 C
BBC MC SOL SW:D BO 3 B	BO 3 B
BBC MC SOL SW:D BO 3 C	BO 3 C
BBC MC SOL SW:E BO 3 B	BO 3 B
BBC MC SOL SW:E BO 3 C	BO 3 C
BBC MC SOL SW:F BO 3 B	BO 3 B
BBC MC SOL SW:F BO 3 C	BO 3 C
BBC MC SOL SW:G BO 3 B	BO 3 B
BBC MC SOL SW:G BO 3 C	BO 3 C
BBC MC SOL SW:H BO 4 B	BO 4 B
BBC MC SOL SW:H BO 4 C	BO 4 C
BBC MC SOL SW:J BO 4 B	BO 4 B
BBC MC SOL SW:J BO 4 C	BO 4 C
BBC MC SOL SW:K BO 4 B	BO 4 B
BBC MC SOL SW:K BO 4 C	BO 4 C
BBC MC SOL SW:L BO 2 B	BO 2 B
BBC MC SOL SW:L BO 2 C	BO 2 C
BBC MC SOL SW:M BO 2 B	BO 2 B
BBC MC SOL SW:M BO 2 C	BO 2 C
BBC MC SOL SW:N BO 2 B	BO 2 B
BBC MC SOL SW:N BO 2 C	BO 2 C
BBC MC SOL SW:P BO 2 B	BO 2 B
BBC MC SOL SW:P BO 2 C	BO 2 C
BBC MC SOL SW:R BO 2 B	BO 2 B
BBC MC SOL SW:R BO 2 C	BO 2 C
BBC MC SOL SW:S BO 3 B	BO 3 B
BBC MC SOL SW:S BO 3 C	BO 3 C
BBCAB TRANS:A	BN 4 C
BBCAB TRANS:B	BN 4 D
BBM 1939:A	BB 1 C
BBM 1939:A	BB 1 C
BBM 1939:A	BQ 1 D
BBM 1939:B	BB 1 C
BBM 1939:B	BB 1 C
BBM 1939:B	BQ 1 D
BBMCO:A	BM 1 D
BPMCFC:S	GG 1 D
BPMCFC:T	GG 1 D
BPMCFC:U	NB 4 D
BPMCFC:V	NB 4 D

INLINE	PAGE
BPMCFC:W	GG 1 D
BPMCFC:X	GG 1 D
BPMCFC:Y	GG 1 D
BPMCFC:Z	GG 1 D
CBBFCBB:R	BJ 2 D
CBBFCBB:S	BM 4 C
CBBFCBB:S	BJ 2 D
CBBFCBB:S	BM 4 C
CBBFCBB:T	BJ 2 D
CBBFCBB:T	BM 3 C
CBBFCBB:U	BJ 2 D
CBBFCBB:U	BM 4 C
CBBFCBB:V	BJ 2 D
CBBFCBB:V	BM 4 C
CBBFCBB:W	BJ 2 D
CBBFCBB:W	BM 3 C
CBBFCBB:X	BJ 2 D
CBBFCBB:X	BM 3 C
CBBFCBB:Y	BJ 2 D
CBBFCBB:Y	BM 3 C
CBBFCBB:Z	BJ 2 D
CBBFCBB:Z	BM 3 C
CDPF:A	CE 2 D
CDPF:B	CE 3 D
CDPF:D	CE 3 D
CDPF:E	CE 2 D
CDPF:F	CE 2 D
CDPF:G	CE 3 D
CDPF:K	CE 2 D
CDPF:L	CE 3 D
CNGND:1	AD 1 E
DCL:A	BC 0 C
DCL:B	BC 0 C
DCL:C	BC 0 C
DCL:D	BC 0 C
DCL:E	BC 0 B
DCL:F	BC 0 C
DCL:G	BC 0 B
DCL:H	BC 0 B
DCL:J	BC 0 B
DCL:L	BC 0 C
DCL:M	BC 0 D
DCL:M	BC 0 D
DCL:N	BC 0 E
DCL:P	BC 0 E
DCL:R	BC 0 E
DRL_OR_BB:A	BA 1 D
DRL_OR_BB:B	BA 1 D
DRL_OR_BB:C	BA 1 D
DRL_OR_BB:D	BA 1 D

INLINE	PAGE
DRL_OR_BB:E	BA 2 D
DRL_OR_BB:F	BA 2 D
DRL_OR_BB:G	BA 2 D
DRL_OR_BB:H	BA 2 D
DRL_OR_BB:J	BA 3 D
DRL_OR_BB:L	BA 3 D
DRL_OR_BB:N	BA 3 D
DRL_OR_BB:P	BA 3 D
DRL_OR_BB:R	BA 3 D
DRL_OR_DCL2:J	BA 3 E
DRL_OR_DCL2:L	BA 3 E
DRL_OR_DCL2:N	BA 3 E
DRL_OR_DCL2:P	BA 3 E
DRL_OR_DCL2:R	BA 3 E
DRL_OR_DCL:A	BA 1 E
DRL_OR_DCL:B	BA 1 E
DRL_OR_DCL:C	BA 1 E
DRL_OR_DCL:D	BA 1 E
DRL_OR_DCL:E	BA 2 E
DRL_OR_DCL:F	BA 2 E
DRL_OR_DCL:G	BA 2 E
DRL_OR_DCL:H	BA 2 E
DS_PTO:A	BL 2 C
DS_PTO:B	BL 2 C
DS_PTO:C	BL 2 C
DSFC:A	BF 1 D
DSFC:B	BF 2 D
DSFC:C	BF 0 D
DSFC:D	BG 1 D
DSFC:E	BG 2 C
DSFC:F	BG 1 D
DSFRT:A	BG 2 D
DSFRT:B	BG 2 D
DSRR:A	BG 2 C
DSRR:B	BG 2 C
DUAL_PTO:A	BK 2 A
DUAL_PTO:B	FB 1 B
DUAL_PTO:C	FB 1 A
DUAL_PTO:D	FB 1 A
DUAL_PTO:E	FB 1 A
DUAL_PTO:F	FB 1 A
FC_TGW:A	BI 2 B
FC_TGW:B	BI 2 C
FC_TGW:C	BI 2 B
FC_TGW:D	BI 2 C
FC_TGW:E	BI 3 B
FC_TGW:F	BI 3 C
FCBL:A	GF 2 A
FCBL:B	GF 0 B
FCBL:C	BP 3 D

0

1

2

3

4

INLINES

INLINE	PAGE
FCBL:C	GF 1 A
FCBL:D	BP 3 D
FCBL:D	GF 1 A
FCBL:E	AD 3 D
FCCE:1	FB 3 D
FCCE:2	FB 2 D
FCCE:4	FB 1 D
FCCE:5	FB 1 D
FCCE:6	FB 1 D
FCCE:7	GF 2 B
FCCE:11	GF 1 E
FCCE:12	FB 1 D
FCCE:14	GF 1 E
FCCE:15	EA 0 D
FCCE:15	ED 0 B
FCCE:16	EA 0 D
FCCE:16	EA 1 D
FCCE:16	ED 0 B
FCCE:17	ED 0 B
FCCE:18	EA 1 E
FCCE:18	ED 0 B
FCCE:19	EA 1 D
FCCE:19	ED 0 B
FCCE:20	EA 1 D
FCCE:20	ED 1 B
FCCE:21	EA 1 D
FCCE:21	ED 1 B
FCCE:22	EA 1 D
FCCE:22	ED 0 B
FCCE:23	EA 1 E
FCCE:23	ED 0 B
FCCE:24	EA 1 D
FCCE:24	ED 1 B
FCCE:25	EA 1 D
FCCE:25	ED 1 B
FCCE:26	EA 1 D
FCCE:26	ED 1 B
FCCE:27	FB 1 E
FCCE:28	BF 2 D
FCCE:29	BF 0 C
FCCE:30	BF 0 D
FCCE:31	BG 1 D
FCCE:32	BG 1 C
FCCE:33	GF 1 B
FCCE:34	GF 1 B
FCCE:35	GF 2 B
FCCPBB:1	BM 0 D
FCCPBB:1	BP 0 D
FCCPBB:2	BM 1 D
FCCPBB:2	BP 0 D

INLINE	PAGE
FCEIC:1	CA 3 B
FCEIC:2	CA 3 B
FCEIC:3	CA 2 B
FCEIC:4	CA 3 B
FCEIC:5	CA 3 B
FCEIC:6	CA 2 B
FCEIC:7	CA 3 D
FCEIC:8	CA 4 D
FCEIC:9	CF 3 B
FCEIC:10	CA 4 D
FCEIC:11	CA 4 D
FCEIC:12	CF 3 B
FCEIC:13	CA 4 D
FCEIC:14	CA 4 D
FCEIC:15	CA 4 D
FCEIC:22	CA 2 D
FCEIC:23	BG 0 B
FCEIC:25	CA 2 D
FCEIC:26	BG 0 B
FCFH:A	CC 2 C
FCFH:B	CC 2 D
FCHA:A	ED 3 D
FCHA:B	ED 3 D
FCLA:A	FB 0 D
FCLA:B	FB 0 D
FCLA:C	FB 0 E
FCSH:1	CD 0 D
FCSH:2	CD 1 D
FCSH:3	CD 0 D
FCSH:4	CD 1 D
FCSP:B	FB 1 D
FCSP:C	FB 1 D
FCSP:D	FB 2 D
FCSP:E	FB 2 D
FCSP:K	FB 3 D
FCSP:L	FB 1 E
FCSP:N	FB 3 E
FCSP:P	FB 1 D
FCSP:R	FB 2 E
FCSP:S	FB 1 E
FCTR2:1	DF 1 C
FCTR2:2	DF 1 C
FCTR2:3	XC 2 B
FCTR2:4	XC 2 B
FCTR2:5	XC 1 A
FCTR2:6	XC 1 A
FCTR2:12	DF 1 B
FCTR2:14	DF 2 B
FCTR2:18	DE 0 B
FCTR2:19	DE 0 C

INLINE	PAGE
FCTR3:1	DF 1 C
FCTR3:2	DF 1 C
FCTR:A	BC 3 B
FCTR:B	BE 2 B
FCTR:C	BF 1 D
FCTR:D	BF 1 D
FCTR:E	BC 4 B
FCTR:F	BB 0 C
FCTR:F	BB 0 C
FCTR:G	BB 0 C
FCTR:G	BB 0 C
FCTR:H	BE 2 B
FCTR:J	FB 3 A
FCTR:K	FB 3 B
FCTR:L	FB 1 B
FCTR:M	FB 1 E
FCUT:2	CH 3 C
FCUT:3	CH 4 C
FCUT:4	CH 3 C
FCUT:5	CF 1 D
FCUT:6	CF 2 D
FCUT:7	CF 2 D
FCUT:8	CF 2 D
FCUT:9	CF 2 D
FCUT:11	CA 3 B
FCUT:12	CF 2 D
FCUT:14	CA 3 C
FCUT:15	CF 1 D
FCUT:16	CF 1 D
FCUT:17	CA 3 D
FCUT:18	CA 3 D
FCUT:21	CA 3 C
FCUT:22	CA 3 C
FCUTEXT:2	CH 3 C
FCUTEXT:3	CH 4 C
FCUTEXT:4	CH 3 C
FCUTEXT:5	CF 1 C
FCUTEXT:6	CF 2 C
FCUTEXT:7	CF 2 C
FCUTEXT:8	CF 2 C
FCUTEXT:9	CF 2 C
FCUTEXT:11	CA 2 B
FCUTEXT:12	CF 2 C
FCUTEXT:14	CA 2 C
FCUTEXT:15	CF 1 C
FCUTEXT:16	CF 1 C
FCUTEXT:17	CA 3 E
FCUTEXT:18	CA 3 E
FCUTEXT:21	CA 3 B
FCUTEXT:22	CA 3 B

INLINE	PAGE
FRC1:A1	AB 3 C
FRC1:A1	CF 0 A
FRC1:A2	AB 2 C
FRC1:A2	BI 0 A
FRC1:A3	AB 2 C
FRC1:A3	CA 4 A
FRC1:A4	AB 2 C
FRC1:A4	BE 0 A
FRC1:A5	AB 2 C
FRC1:A5	DD 3 A
FRC1:A5	DE 2 A
FRC1:A5	NB 2 A
FRC1:A6	AB 1 C
FRC1:A6	BC 1 A
FRC1:A7	AB 1 C
FRC1:A7	BA 1 A
FRC1:A8	AB 1 C
FRC1:A8	BA 0 A
FRC1:A9	AA 2 C
FRC1:A9	KA 1 A
FRC1:A9	NA 4 A
FRC1:A10	AA 1 C
FRC1:A10	FC 1 A
FRC1:A11	AA 1 C
FRC1:A11	BK 0 A
FRC1:A11	BL 0 A
FRC1:A11	BN 0 A
FRC1:A11	GG 0 A
FRC1:A11	NA 0 A
FRC1:A12	AA 1 C
FRC1:A12	NB 0 A
FRC1:A13	AA 1 C
FRC1:A13	GP 0 A
FRC1:A14	AA 0 C
FRC1:A14	GP 2 A
FRC1:A15	AA 0 C
FRC1:A15	GP 4 A
FRC1:A16	AA 0 C
FRC1:A16	FB 2 A
FRC1:B1	AB 3 C
FRC1:B2	AB 3 C
FRC1:B3	AA 0 B
FRC1:B4	AA 0 C
FRC1:C1	AB 4 B
FRC1:C1	DD 0 A
FRC1:C1	DE 2 A
FRC1:C2	AB 4 B
FRC1:C2	KC 3 B
FRC1:C3	AB 3 B
FRC1:C4	AB 3 B

INLINE	PAGE
FRC1:C4	CD 3 B
FRC1:C5	AB 3 B
FRC1:C5	NB 2 A
FRC1:C6	AB 3 B
FRC1:C6	CA 0 A
FRC1:C6	CE 3 A
FRC1:C7	AB 2 B
FRC1:C8	AB 2 B
FRC1:C8	GD 1 A
FRC1:C9	AA 2 B
FRC1:C9	KB 2 A
FRC1:C9	XA 1 A
FRC1:C9	XB 2 A
FRC1:C10	AA 2 B
FRC1:C10	KC 2 A
FRC1:C11	AA 2 B
FRC1:C11	AC 0 A
FRC1:C12	AA 1 B
FRC1:C12	GA 1 A
FRC1:C12	GH 3 A
FRC1:C13	AA 1 B
FRC1:C13	GA 3 A
FRC1:C14	AA 1 B
FRC1:C14	GA 2 A
FRC1:C15	AA 1 B
FRC1:C15	GA 0 A
FRC1:C16	AA 0 B
FRC1:C16	GA 1 A
FRC1:E1	AA 4 B
FRC1:E1	NA 2 A
FRC1:E2	AA 4 B
FRC1:E2	IC 0 A
FRC1:E2	ID 0 A
FRC1:E3	AA 3 B
FRC1:E3	BE 0 A
FRC1:E4	AA 3 B
FRC1:E4	FC 1 A
FRC1:E5	AA 3 B
FRC1:E5	CD 2 B
FRC1:E6	AA 3 B
FRC1:E6	EA 3 A
FRC1:E6	ED 3 A
FRC1:E7	AA 2 B
FRC1:E7	BO 1 A
FRC1:E7	NB 0 A
FRC1:E8	AA 2 B
FRC1:E8	GG 0 A
FRC1:E8	GG 3 A
FRC1:E8	NA 0 A
FRC1:E9	AB 2 B

0

1

2

3

4

0

1

2

3

4

INLINES

INLINE	PAGE
FRC1:E9	GD 0 A
FRC1:E10	AB 2 B
FRC1:E10	GG 1 A
FRC1:E11	AB 1 B
FRC1:E11	GQ 3 B
FRC1:E12	AB 1 B
FRC1:E12	GA 1 A
FRC1:E13	AB 1 B
FRC1:E13	NB 3 A
FRC1:E14	AB 0 B
FRC1:E14	GG 2 A
FRC1:E15	AB 0 B
FRC1:E15	NA 3 A
FRC1:E16	AA 4 B
FRC1:F1	AA 2 C
FRC1:F2	AA 2 C
FRC1:F3	AA 3 C
FRC1:F4	AA 3 C
FRC1:F8	AA 2 D
FRC1:F8	CA 0 B
FRC1:G1	AA 0 D
FRC1:G2	AA 0 D
FRC1:G2	EA 3 A
FRC1:G2	ED 3 A
FRC1:G3	AA 0 D
FRC1:G3	NA 3 A
FRC1:G4	AA 1 D
FRC1:G4	KC 1 A
FRC1:G5	AA 1 D
FRC1:G5	CG 0 A
FRC1:G6	AA 1 D
FRC1:G6	GG 1 A
FRC1:G7	AA 1 D
FRC1:G7	CA 0 A
FRC1:G8	AA 2 D
FRC1:G8	CA 0 B
FRC1:G9	AA 2 D
FRC1:G9	NA 1 A
FRC1:G10	AA 2 D
FRC1:G10	NA 3 A
FRC1:G11	AA 2 D
FRC1:G11	IC 3 A
FRC1:G12	AA 3 D
FRC1:G12	BG 1 A
FRC1:G13	AA 3 D
FRC1:G13	NB 2 A
FRC1:G14	AA 3 D
FRC1:G14	FA 2 B
FRC1:G15	AA 4 D
FRC1:G15	BE 3 B

INLINE	PAGE
FRC1:G16	AA 4 D
FRC1:G16	BO 0 A
FRC1:G16	NB 1 A
FRC2:A30	DD 2 B
FRC2:A85	DD 2 B
FRC2:A86	DD 2 B
FRC2:A87	DD 2 B
FRC2:B30	GA 4 B
FRC2:B85	GA 4 B
FRC2:B86	GA 4 B
FRC2:B87	GA 4 B
FRC2:C30	GA 3 B
FRC2:C85	GA 3 B
FRC2:C86	GA 3 B
FRC2:C87	GA 3 B
FRC2:D30	FB 0 A
FRC2:D85	FB 0 A
FRC2:D86	FB 0 B
FRC2:D87A	FB 0 B
FRC2:E30	GG 2 B
FRC2:E85	GG 2 B
FRC2:E86	GG 2 B
FRC2:E87	GG 2 B
FRC2:F30	CA 0 B
FRC2:F85	CA 0 B
FRC2:F86	CA 0 B
FRC2:F87	CA 0 B
FRC2:G30	GA 1 C
FRC2:G85	GA 1 C
FRC2:G86	GA 1 C
FRC2:G87	GA 1 C
FRC2:H30	HA 2 B
FRC2:H85	HA 2 B
FRC2:H86	HA 2 B
FRC2:H87	HA 2 B
FRC2:J30	NB 3 B
FRC2:J85	NB 3 B
FRC2:J86	NB 3 B
FRC2:J87	NB 3 B
FRC2:K30	NB 3 B
FRC2:K85	NB 3 B
FRC2:K86	NB 3 B
FRC2:K87	NB 3 B
FRC2:L30	DD 3 B
FRC2:L30	KB 2 D
FRC2:L85	DD 3 B
FRC2:L85	KB 2 E
FRC2:L86	DD 3 B
FRC2:L86	KB 2 E
FRC2:L87	DD 3 B

INLINE	PAGE
FRC2:L87	KB 2 D
FRC2:M30	DD 4 B
FRC2:M85	DD 4 B
FRC2:M86	DD 4 B
FRC2:M87	DD 4 B
FRC2:M87A	DD 4 B
FRC2:N30	DD 2 B
FRC2:N85	DD 2 B
FRC2:N86	DD 2 B
FRC2:N87A	DD 2 B
FRC2:P30	DD 3 B
FRC2:P85	DD 3 B
FRC2:P86	DD 3 B
FRC2:P87	DD 3 B
FRC2:P87A	DD 3 B
FRC2:R1	BD 3 D
FRC2:R3	BD 4 D
FRC2:R5	CK 0 C
FRC2:R6	CK 0 C
FRC2:S1	BD 4 D
FRC2:S3	BD 3 D
FRC2:S5	CK 0 C
FRC2:S6	CK 0 C
FRC2:S7	CG 0 B
FRC2:S8	CG 0 C
FRC2:T1	KB 2 B
FRC2:T2	KB 2 B
FRC2:T3	BI 0 B
FRC2:T4	BI 0 C
FRC2:T7	CE 1 B
FRC2:T8	CE 1 B
FRC3:A30	GD 0 C
FRC3:A85	GD 0 C
FRC3:A86	GD 0 B
FRC3:A87	GD 0 B
FRC3:A87A	GD 0 B
FRC3:B30	GD 1 C
FRC3:B85	GD 0 C
FRC3:B86	GD 0 B
FRC3:B87	GD 1 B
FRC3:B87A	GD 1 B
FRC3:C30	GA 1 A
FRC3:C85	GA 1 A
FRC3:C86	GA 1 B
FRC3:C87	GA 1 B
FRC3:C87A	GA 1 B
FRC3:D30	KC 2 B
FRC3:D85	KC 2 B
FRC3:D86	KC 2 B
FRC3:D87	KC 2 B

INLINE	PAGE
FRC3:D87A	KC 2 B
FRC3:E30	AC 1 C
FRC3:E85	AC 1 C
FRC3:E86	AC 1 D
FRC3:E87	AC 1 D
FRC3:F30	AA 2 B
FRC3:F85	AA 1 B
FRC3:F86	AA 1 B
FRC3:F87	AA 2 B
FRC3:F87A	AA 2 B
FRC3:G30	GG 1 B
FRC3:G85	GG 1 B
FRC3:G86	GG 1 B
FRC3:G87	GG 1 B
FRC3:H30	GP 2 B
FRC3:H85	GP 2 B
FRC3:H86	GP 2 C
FRC3:H87	GP 2 C
FRC3:H87A	GP 2 C
FRC3:J30	GP 2 B
FRC3:J85	GP 1 B
FRC3:J86	GP 1 C
FRC3:J87	GP 2 C
FRC3:J87A	GP 2 C
FRC3:K30	GP 3 B
FRC3:K85	GP 3 B
FRC3:K86	GP 3 C
FRC3:K87	GP 3 C
FRC3:K87A	GP 3 C
FRC3:L30	GP 4 B
FRC3:L85	GP 3 B
FRC3:L86	GP 3 C
FRC3:L87	GP 4 C
FRC3:L87A	GP 4 C
FRC3:M30	GQ 3 D
FRC3:M85	GQ 3 D
FRC3:M86	GQ 3 C
FRC3:M87	GQ 3 C
FRC3:M87A	GQ 3 C
FRC3:N30	FC 1 B
FRC3:N85	FC 1 B
FRC3:N86	FC 1 B
FRC3:N87	FC 1 B
FRC3:P30	FC 2 B
FRC3:P85	FC 2 B
FRC3:P86	FC 2 B
FRC3:P87	FC 2 B
FRC3:R1	CK 0 B
FRC3:R1	DE 2 B
FRC3:R3	CK 0 B

INLINE	PAGE
FRC3:R3	DE 2 B
FRC3:R4	BE 4 B
FRC3:R6	BE 3 B
FRC3:S1	CK 0 B
FRC3:S1	DE 2 B
FRC3:S3	CK 0 B
FRC3:S3	DE 2 B
FRC3:S4	BE 3 B
FRC3:S6	BE 4 B
FRC3:T1	CK 4 B
FRC3:T2	CK 4 C
FRC3:T3	DE 1 C
FRC3:T4	DE 1 C
FRC3:T5	DE 2 C
FRC3:T6	DE 2 C
G01_A2:A	CF 0 A
HN REM:A	GQ 3 C
HOOKUP_LP:A	NA 2 B
HOOKUP_LP:B	NA 2 B
ILLUM_OPT2:A	KA 1 A
ILLUM_OPT2:B	KA 1 C
ILLUM_OPT3:A	KA 1 A
ILLUM_OPT3:B	KA 1 C
ILLUM_OPT4:A	BA 2 E
ILLUM_OPT4:B	BA 2 D
ILLUM_OPT5:A	BA 2 E
ILLUM_OPT5:B	BA 2 D
ILLUM_OPT6:A	FD 1 B
ILLUM_OPT6:B	FD 1 C
ILLUM_OPT7:A	FD 1 B
ILLUM_OPT7:B	FD 1 C
ILLUM_OPT:A	NA 2 B
ILLUM_OPT:B	NA 2 B
IMS:A	AC 1 D
LHCS:A	CD 2 B
LHCS:B	BG 0 B
LHCS:C	CD 4 B
LHCS:D	CE 1 D
LHCS:E	CD 3 C
LHCS:F	CD 2 B
LHCS:G	CD 2 C
LHCS:H	CD 2 B
LHCS:J	BG 1 B
LHCS:K	CD 4 B
LHCS:L	CE 2 D
LHCS:M	CD 2 C
LHCS:N	CE 1 D
LHCS:P	CD 3 C
LHSM:1	GD 2 B
LHSM:2	GD 3 B

0

1

2

3

4

0

1

2

3

4

INLINES

INLINE	PAGE
LHSM:3	GD 3 C
LHSMLED:A	GD 1 D
LHSMLED:B	GD 1 D
LHSMLED:C	GD 1 D
LHSP:A	CD 2 B
LHSP:B	CD 3 C
LSTSLED A:A	GD 2 D
LSTSLED B:A	GD 2 E
MC DUAL PTO:A	BK 2 A
MC DUAL PTO:B	FB 2 B
MC DUAL PTO:C	BC 2 B
MC DUAL PTO:D	BC 2 B
MC SOL SW:A	BD 2 B
MC SOL SW:B	BD 2 B
MC SOL SW:C	BD 1 B
MC SOL SW:D	BD 1 C
MC SOL SW:E	BD 1 C
MC SOL SW:F	BD 2 C
MC SOL SW:G	BD 2 C
MC SOL SW:H	FB 3 B
MC SOL SW:J	FB 2 B
MC SOL SW:K	FB 3 C
MC SOL SW:L	FB 0 B
MC SOL SW:M	FB 2 C
MC SOL SW:N	FB 0 C
MC SOL SW:P	FB 0 C
MC SOL SW:R	FB 1 C
MC SOL SW:S	FB 2 B
MCAATS:A	BF 2 C
MCAATS:B	BF 2 C
MCAF2:A	CD 0 C
MCAF:A	CD 0 C
MCAF:B	CD 1 C
MCAS2:A	BB 1 B
MCAS2:B	BB 1 A
MCAS3:A	BQ 2 C
MCAS3:B	BQ 2 C
MCAS:A	BA 3 D
MCAS:B	BA 3 E
MCAS:C	BF 3 C
MCAS:D	BF 3 C
MCAS:E	BF 3 D
MCAS:F	BF 3 D
MCAS:G	GA 3 B
MCAS:H	GA 3 B
MCAS:J	NB 2 B
MCAS:K	NB 2 C
MCAS:L	BB 2 C
MCAS:M	BB 2 D
MCAT1:1	DC 2 B

INLINE	PAGE
MCAT1:2	DC 3 C
MCAT1:3	DC 1 B
MCAT1:4	DC 2 B
MCAT1:5	DC 1 B
MCAT1:6	DC 1 B
MCAT1:7	DC 1 B
MCAT1:8	DC 1 B
MCAT1:9	DC 1 B
MCAT1:10	DC 0 B
MCAT1:11	DC 0 B
MCAT1:12	DC 1 B
MCAT1:13	DC 1 B
MCAT1:14	DC 2 B
MCAT1:15	DC 2 B
MCAT1:16	DC 2 C
MCAT1:17	DC 0 B
MCAT1:18	DC 0 B
MCAT1:19	DC 1 B
MCAT1:20	DC 1 B
MCAT1:21	DC 2 B
MCAT1:22	DC 2 B
MCAT1:23	DC 2 B
MCAT1:24	DC 1 B
MCAT1:27	DC 0 B
MCAT1:30	DC 0 B
MCAT1:31	DC 0 B
MCAT1:32	FD 1 C
MCAT1:33	FD 1 C
MCAT:A1	DD 4 D
MCAT:A2	DD 3 C
MCAT:A3	DD 3 C
MCAT:A4	BH 2 B
MCAT:A5	DD 1 C
MCAT:A6	BH 1 C
MCAT:A7	BH 2 C
MCAT:A8	DD 0 B
MCAT:A9	DD 2 B
MCAT:A10	BH 2 C
MCAT:A13	XC 3 B
MCAT:A15	XC 3 D
MCAT:B1	DD 4 D
MCAT:B2	DD 4 C
MCAT:B3	DD 1 B
MCAT:B4	BH 2 B
MCAT:B5	DD 3 C
MCAT:B6	BH 1 C
MCAT:B7	BH 3 C
MCAT:B8	DD 0 B
MCAT:B9	DD 0 D
MCAT:B13	XC 3 B

INLINE	PAGE
MCAT:B15	XC 3 D
MCATSCNG:A	CE 2 D
MCATSCNG:B	CE 2 D
MCDLR:A	NA 3 B
MCDO:A	BA 2 D
MCFC:1	BM 0 D
MCFC:1	BP 0 C
MCFC:2	BM 1 C
MCFC:3	CA 0 C
MCFC:4	GA 3 D
MCFC:5	CA 0 C
MCFC:6	BP 0 C
MCFC:6	EA 3 E
MCFC:6	ED 3 C
MCFC:7	EA 3 E
MCFC:7	ED 2 C
MCFC:8	CA 0 C
MCFC:9	DC 0 B
MCFC:10	DC 0 B
MCFC:11	DC 0 B
MCFC:12	DC 0 B
MCFC:13	DC 0 B
MCFC:14	DC 0 B
MCFC:15	DC 3 C
MCFC:16	FB 0 C
MCFC:17	FB 0 D
MCFC:18	XD 1 C
MCFC:19	XD 1 B
MCFC:20	BD 2 E
MCFC:21	DC 0 B
MCFC:21	DF 1 B
MCFC:22	DC 1 B
MCFC:22	DF 1 B
MCFC:23	DC 1 B
MCFC:24	DC 1 B
MCFC:24	ED 3 C
MCFC:25	DC 1 B
MCFC:26	DC 1 B
MCFC:27	DC 2 C
MCFC:28	BG 1 C
MCFC:29	BG 1 D
MCFC:30	FB 1 C
MCFC:31	CG 0 C
MCFC:32	CG 1 C
MCFC:33	DC 1 B
MCFC:34	DC 1 B
MCFC:35	DC 1 B
MCFC:36	DC 1 B
MCFC:37	DC 1 B
MCFC:38	DC 1 B

INLINE	PAGE
MCFC:39	FD 2 C
MCFC:40	AC 1 C
MCFC:41	BC 4 D
MCFC:41	XC 2 B
MCFC:42	BC 4 D
MCFC:42	XC 2 B
MCFC:43	BF 0 C
MCFC:44	FB 1 B
MCFC:45	DC 2 B
MCFC:46	DC 2 B
MCFC:47	DC 2 B
MCFC:48	DC 2 B
MCFC:49	DC 2 B
MCFC:50	DC 2 B
MCFC:51	FD 2 C
MCFC:52	BG 0 B
MCFC:53	BG 1 B
MCFC:54	FB 3 B
MCFC:55	BB 1 C
MCFC:55	BC 4 D
MCFC:56	XE 2 C
MCFC:57	DC 2 B
MCFC:58	DE 0 B
MCFC:59	BE 2 B
MCFC:60	XE 2 C
MCFC:61	BC 4 E
MCFC:62	FB 2 C
MCFC:63	XA 2 D
MCFC:63	XB 3 D
MCFC:64	XA 2 D
MCFC:64	XB 3 D
MCFC:65	EA 1 D
MCFC:65	ED 1 B
MCFC:66	EA 1 D
MCFC:66	ED 1 B
MCFC:67	EA 1 D
MCFC:67	ED 0 B
MCFC:68	EA 1 B
MCFC:68	ED 1 C
MCFC:69	EA 0 B
MCFC:69	ED 0 C
MCFC:70	EA 1 D
MCFC:70	ED 0 B
MCFC:71	EA 0 D
MCFC:71	ED 0 B
MCFC:72	EA 0 D
MCFC:72	ED 0 B
MCFC:73	EA 1 D
MCFC:73	ED 0 B
MCFC:74	EA 1 D

INLINE	PAGE
MCFC:74	ED 1 B
MCFC:75	EA 1 B
MCFC:75	ED 0 C
MCFC:76	EA 1 B
MCFC:76	ED 0 C
MCFC:77	EA 1 D
MCFC:77	ED 1 B
MCFC:78	EA 0 D
MCFC:78	ED 0 B
MCFC:79	EA 1 B
MCFC:79	ED 0 C
MCFC:80	EA 1 B
MCFC:80	ED 0 C
MCFC:81	EA 1 B
MCFC:81	ED 1 C
MCFC:82	EA 0 B
MCFC:82	ED 0 C
MCFC:83	EA 0 B
MCFC:83	ED 0 C
MCFC:84	EA 0 D
MCFC:84	ED 0 B
MCFC:85	EA 1 B
MCFC:85	ED 1 C
MCFC:86	EA 1 D
MCFC:86	ED 1 B
MCFC:87	BB 0 C
MCFC:88	BB 0 C
MCFC:89	EA 2 D
MCFC:89	ED 3 C
MCFC:90	EA 2 D
MCFC:90	ED 3 C
MCFC:91	EA 3 D
MCFC:91	ED 3 C
MCFC:92	EA 3 D
MCFC:92	ED 3 C
MCFC:93	EA 2 D
MCFC:93	ED 2 C
MCFC:94	EA 2 D
MCFC:94	ED 2 C
MCFC:95	EA 3 D
MCFC:95	ED 2 C
MCFC:96	EA 3 D
MCFC:96	ED 2 C
MCFC:98	GA 0 D
MCFC:99	AC 1 D
MCFC:100	BB 0 C
MCFC:100	CE 2 D
MCFC:101	BC 2 C
MCFC:102	CE 2 D
MCFC:103	FB 1 C

0

1

2

3

4

0

1

2

3

4

INLINES

INLINE	PAGE
MCFC:104	BF 1 C
MCFC:105	GF 2 A
MCFC:106	GF 1 A
MCFC:107	BF 0 C
MCFC:108	BF 0 C
MCFC:109	BF 0 C
MCFC:110	CE 1 B
MCFC:110	CF 0 B
MCFC:111	DE 0 D
MCFC:112	BC 3 B
MCFC:113	BD 2 B
MCFC:114	FB 3 D
MCFC:115	CG 0 B
MCFC:116	CE 3 B
MCFC:117	BE 3 B
MCFC:118	BD 2 C
MCFC:119	FB 3 C
MCFC:120	BK 1 A
MCFC:121	CD 0 D
MCFC:121	CD 2 B
MCFC:122	CD 1 D
MCFC:122	CD 3 B
MCFC:123	NB 0 C
MCFC:124	HA 2 D
MCFC:125	CC 2 C
MCFC:126	NB 3 C
MCFC:127	FA 2 B
MCFC:128	NB 1 C
MCFG:A	CG 1 B
MCFG:B	CG 1 B
MCFG:C	CG 1 B
MCFG:D	CG 1 A
MCHVAC:A	AB 4 C
MCHVAC:B	AB 4 D
MCMSO:A	IC 0 B
MCMSO:A	ID 1 A
MCMSO:B	IC 0 C
MCMSO:B	ID 2 E
MCMSO:C	IC 0 C
MCMSO:C	ID 3 E
MCMSO:F	IC 1 C
MCMSO:F	ID 4 E
MCMSO:G	IC 1 C
MCMSO:G	ID 3 E
MCMSO:H	IC 1 C
MCMSO:H	ID 3 E
MCPM:1	IC 3 C
MCPM:1	IC 3 B
MCPM:2	IC 3 D
MCPM:3	IC 2 D

INLINE	PAGE
MCPM:4	IC 1 D
MCPM:4	ID 0 C
MCPM:5	IC 0 D
MCPM:6	IC 0 D
MCPM:7	IC 1 D
MCPM:7	ID 1 C
MCPM:8	IC 1 D
MCPM:8	ID 1 C
MCR08-2:1	BI 3 C
MCR08-2:2	BI 3 C
MCR08:1	BI 3 C
MCR08:2	BI 4 C
MCRF1:A	KB 1 D
MCRF1:B	KB 1 B
MCRF1:C	GH 1 D
MCRF1:D	GA 0 D
MCRF1:E	KB 1 C
MCRF1:F	KB 2 C
MCRF1:G	GA 3 D
MCRF1:H	GD 4 C
MCRF2:A	GD 3 B
MCRF2:B	GD 4 B
MCRF2:C	KC 2 C
MCRF2:D	KC 2 D
MCRF2:E	GH 3 B
MCRF2:F	GH 2 B
MCRF3:A	KA 1 C
MCRF3:B	KA 1 C
MCRF3:C	KA 1 C
MCRF4:A	KB 2 C
MCRF4:B	CK 1 B
MCTL1:A	GF 2 B
MCTL1:B	GF 1 B
MCTL1:C	GF 1 B
MCTL1:D	GF 2 B
MCTL1:E	GF 1 D
MCTL:A	GF 2 B
MCTL:B	GF 1 C
MCTL:C	GF 1 C
MCTL:D	GF 2 B
MCTL:E	GF 1 D
MCTR_V:A	DE 1 D
MCTR_V:B	DE 1 D
MCTR_V:C	DE 2 D
MCTR_V:D	DE 2 D
MCTR_V:E	DE 2 D
MCTR_V:F	DF 3 B
MCTR_V:G	DF 3 B
MCTR_V:H	DF 3 B
MCTR_V:K	DF 4 B

INLINE	PAGE
MCTR_V:L	DE 1 D
MCTR_V:M	DE 1 D
MDMC:1	CK 4 C
MDMC:2	CK 2 D
MDMC:3	CK 1 C
MDMC:4	CK 1 C
PB_START:A	AC 1 B
PB_START:B	AC 1 B
PBSTART:A	AC 1 B
PBSTART:B	AC 1 B
PBSTART:B	AC 1 B
PBSTART:BL:A	BM 0 A
PBSTART:BL:A	BM 0 A
PBSTART:BL:B	BM 0 A
PBSTART:BL:B	BM 0 A
PMP_DRV:1	BN 1 C
PMP_DRV:2	BN 1 B
PMP_DRV:3	BN 1 C
PMP_DRV:4	BN 1 C
PMP_DRV:5	BN 1 B
PMP_DRV:6	BN 2 C
PMP_DRV:7	BN 2 C
PMP_DRV:8	BN 2 B
PMP_DRV:9	BN 2 C
PPCO:A	FD 1 B
PPCO:B	FD 1 C
PPCO:C	FD 1 C
PTO_DCL_A:A	BK 3 A
PTO_DCL_A:A	BL 2 A
PTO_DCL_A:A	BN 2 B
PTO_DCL_A:C	BK 3 A
PTO_DCL_A:C	BL 2 A
PTO_DCL_A:C	BN 2 C
PTO_DCL_A:D	BK 2 C
PTO_DCL_A:D	BL 2 B
PTO_DCL_A:D	BN 4 A
PTO_DCL_A:E	BK 3 B
PTO_DCL_A:E	BL 2 B
PTO_DCL_A:E	BN 2 C
PTO_DCL_A:F	BN 4 C
PTO_DCL_A:G	BK 4 D
PTO_DCL_A:G	BL 3 D
PTO_DCL_A:G	BN 4 D
PTO_DCL_A:H	BK 4 B
PTO_DCL_A:H	BL 3 E
PTO_DCL_A:H	BN 4 D
PTO_DCL_B:J	BK 3 A
PTO_DCL_B:N	BK 4 C
PTO_DCL_B:N	BN 4 D
PTO_DCL_B:P	BK 4 C

INLINE	PAGE
PTO_DCL_B:P	BL 3 E
PTO_DCL_B:P	BN 1 C
PTO_DCL_B:R	BK 4 C
PTO_DCL_B:R	BN 4 D
PTO_EHT:A	BC 1 B
PTO_EHT:A	BC 1 A
PTO_EHT:B	BC 2 C
R08-2A:1	BI 3 C
R08-2A:2	BI 3 C
R08A:1	BI 4 C
R08A:2	BI 4 C
R09_EXT1:A	CC 1 C
R09_EXT1:B	CC 1 C
R09_EXT2:A	CC 1 D
R09_EXT2:B	CC 1 D
RC1:A1	NA 2 C
RC1:A3	NA 2 D
RC1:A4	GA 3 D
RC1:A6	GA 2 D
RC1:A7	BK 2 B
RC1:A7	BL 1 B
RC1:A7	BN 4 B
RC1:A7	NA 0 C
RC1:A9	BN 2 B
RC1:A9	BL 1 C
RC1:A9	BN 4 B
RC1:A9	NA 0 D
RC1:B1	NA 2 C
RC1:B2	NA 2 D
RC1:B3	NA 2 D
RC1:B4	GA 3 D
RC1:B5	GA 2 D
RC1:B6	GA 2 D
RC1:B7	BK 2 B
RC1:B7	BL 1 B
RC1:B7	BN 4 B
RC1:B7	NA 0 C
RC1:B8	BK 2 B
RC1:B8	BL 1 C
RC1:B8	BN 4 B
RC1:B8	NA 0 D
RC1:B9	BK 2 B
RC1:B9	BL 1 C
RC1:B9	BN 4 B
RC1:B9	BN 4 B
RC1:B9	NA 0 D
RC1:C1	BK 0 C
RC1:C1	BL 0 C
RC1:C1	BN 1 B
RC1:C1	NA 0 D
RC1:C2	BK 0 C

INLINE	PAGE
RC1:C2	BL 0 C
RC1:C2	BN 1 B
RC1:C2	NA 0 D
RC1:C3	BK 0 C
RC1:C3	BL 0 B
RC1:C3	BN 1 B
RC1:C3	NA 0 C
RC1:C4	BK 3 B
RC1:C4	BL 3 D
RC1:C4	BN 3 B
RC1:C4	NA 1 D
RC1:C5	BK 3 B
RC1:C5	BL 3 D
RC1:C5	BN 3 B
RC1:C5	NA 1 D
RC1:C6	BK 3 B
RC1:C6	BL 3 C
RC1:C6	BN 3 B
RC1:C6	NA 1 C
RC1:C7	BK 1 C
RC1:C7	BL 3 C
RC1:C7	BN 0 C
RC1:C7	NA 1 D
RC1:C8	BK 1 C
RC1:C8	BL 3 C
RC1:C8	BN 0 C
RC1:C8	NA 1 D
RC1:C9	BK 1 C
RC1:C9	BL 3 C
RC1:C9	BN 0 C
RC1:C9	NA 1 C
RC1:D1	BK 0 C
RC1:D1	BL 0 C
RC1:D1	BN 1 B
RC1:D1	NA 0 D
RC1:D3	BK 0 C
RC1:D3	BL 0 B
RC1:D3	BN 1 B
RC1:D3	NA 0 C
RC1:D4	BK 3 B
RC1:D4	BL 3 D
RC1:D4	BN 3 B
RC1:D4	NA 1 D
RC1:D6	BK 3 B
RC1:D6	BL 3 C
RC1:D6	BN 3 B
RC1:D6	NA 1 C
RC1:D7	BK 1 C
RC1:D7	BL 3 C
RC1:D7	BN 0 C

0

1

2

3

4

0

1

2

3

4

INLINES

INLINE	PAGE
RC1:D7	NA 1 D
RC1:D9	BK 1 C
RC1:D9	BL 3 C
RC1:D9	BN 0 C
RC1:D9	NA 1 C
RC2:A1	BO 0 D
RC2:A3	BO 0 D
RC2:A4	BO 2 B
RC2:A6	BO 1 C
RC2:B1	BO 0 D
RC2:B2	BO 0 D
RC2:B3	BO 0 D
RC2:B4	BO 1 B
RC2:B5	BO 2 C
RC2:B6	BO 2 C
RC2:C1	BN 2 B
RC2:C2	BN 2 B
RC2:C3	BN 2 B
RC2:D1	BN 2 B
RC2:D3	BN 2 B
RC3:A7	BM 0 B
RC3:A7	BQ 1 B
RC3:A9	BM 0 C
RC3:A9	BQ 1 B
RC3:B2	CD 0 B
RC3:B3	CD 0 A
RC3:B7	BM 0 B
RC3:B7	BQ 1 B
RC3:B8	BM 0 C
RC3:B8	BQ 1 B
RC3:C2	CD 1 B
RC3:C3	CD 1 A
RC3:C8	BM 1 B
RC3:C9	BM 0 B
RC3:D7	BM 0 B
RC3:D9	BM 1 B
RC5:A1	ID 2 D
RC5:A3	ID 2 D
RC5:A4	ID 3 D
RC5:A6	ID 3 D
RC5:B1	ID 2 D
RC5:B2	ID 2 D
RC5:B3	ID 2 D
RC5:B4	ID 3 D
RC5:B5	ID 3 D
RC5:B6	ID 3 D
RC5:C1	ID 3 D
RC5:C2	ID 3 D
RC5:C3	ID 2 D

INLINE	PAGE
RC5:C4	ID 4 D
RC5:C5	ID 4 D
RC5:C6	ID 4 D
RC5:D1	ID 2 D
RC5:D3	ID 3 D
RC5:D4	ID 4 D
RC5:D6	ID 4 D
RFH:A	GH 3 D
RFH:B	GH 1 D
RFH:C	GH 3 C
RFH:D	GH 2 B
RFH:E	KB 1 D
RFH:F	KB 1 D
RFH:G	KB 1 D
RFH:H	KB 1 D
RFH:J	KC 3 C
RFH:K	KC 3 D
RHSM:A	GD 4 B
RHSM:B	GD 4 B
RHSM:C	GD 4 C
RHSMLED:A	GD 1 D
RHSMLED:B	GD 1 D
RHSMLED:C	GD 2 D
RLY_91:1	CD 0 B
RLY_91:2	CD 0 B
RLY_91:4	CD 0 C
RLY_91:5	CD 0 C
RLY_92:1	CD 1 B
RLY_92:2	CD 1 B
RLY_92:4	CD 1 C
RLY_92:5	CD 1 C
RSTSLED_A:A	GD 2 D
RSTSLED_B:A	GD 2 E
SHAR:A	BG 0 B
SHAR:B	BG 0 B
SOLV:1	ED 4 B
SOLV:2	ED 4 B
SOLV:3	ED 4 B
SP_BAT1:A	NA 3 B
SP_IGN1:A	BP 0 D
SP_IGN1:A	NA 3 B
SP_IGN1:B	BP 0 D
SP_IGN1:B	NA 3 B
SP_IGN2:A	NA 4 B
SP_IGN3:A	NA 1 B
SP_IGN3:B	NA 1 B
SP_RLY1:A	BK 3 A
SP_RLY1:A	BL 3 C
SP_RLY1:A	BN 3 A

INLINE	PAGE
SP_RLY1:A	NA 1 C
SP_RLY1:B	BK 3 C
SP_RLY1:B	BL 3 D
SP_RLY1:B	BN 3 C
SP_RLY1:B	NA 1 D
SP_RLY1:C	BK 3 C
SP_RLY1:C	BL 3 D
SP_RLY1:C	BN 3 C
SP_RLY1:C	NA 1 E
SP_RLY1:D	BK 3 C
SP_RLY1:D	BL 3 D
SP_RLY1:D	BN 3 C
SP_RLY1:D	NA 1 D
SP_RLY1:E	BK 3 A
SP_RLY1:E	BL 3 C
SP_RLY1:E	BN 3 A
SP_RLY1:E	NA 1 C
SP_RLY1:F	BK 1 B
SP_RLY1:F	BL 3 C
SP_RLY1:F	BN 0 B
SP_RLY1:F	NA 1 C
SP_RLY1:G	BK 1 D
SP_RLY1:G	BL 3 D
SP_RLY1:G	BN 0 D
SP_RLY1:G	NA 1 D
SP_RLY1:H	BK 1 D
SP_RLY1:H	BL 3 D
SP_RLY1:H	BN 0 D
SP_RLY1:H	NA 1 E
SP_RLY1:J	BK 1 D
SP_RLY1:J	BL 3 D
SP_RLY1:J	BN 0 D
SP_RLY1:J	NA 1 D
SP_RLY1:K	BK 1 B
SP_RLY1:K	BL 3 C
SP_RLY1:K	BN 0 B
SP_RLY1:K	NA 1 C
SP_RLY2:A	BK 2 B
SP_RLY2:A	BL 1 B
SP_RLY2:A	BN 4 A
SP_RLY2:A	NA 0 C
SP_RLY2:B	BK 2 C
SP_RLY2:B	BL 1 C
SP_RLY2:B	BN 4 C
SP_RLY2:B	NA 0 D
SP_RLY2:C	BK 2 C
SP_RLY2:C	BL 1 C
SP_RLY2:C	BN 4 C
SP_RLY2:C	NA 0 D

INLINE	PAGE
SP_RLY2:D	BK 2 C
SP_RLY2:D	BL 1 C
SP_RLY2:D	BN 4 C
SP_RLY2:D	NA 0 D
SP_RLY2:E	BK 2 B
SP_RLY2:E	BL 1 B
SP_RLY2:E	BN 4 A
SP_RLY2:E	NA 0 C
SP_RLY2:F	BK 0 B
SP_RLY2:F	BL 0 B
SP_RLY2:F	BN 1 A
SP_RLY2:F	NA 0 C
SP_RLY2:G	BK 0 D
SP_RLY2:G	BL 0 C
SP_RLY2:G	BN 1 C
SP_RLY2:G	NA 0 D
SP_RLY2:H	BK 0 D
SP_RLY2:H	BL 0 C
SP_RLY2:H	BN 1 C
SP_RLY2:H	NA 0 D
SP_RLY2:J	BK 0 C
SP_RLY2:J	BL 0 C
SP_RLY2:J	BN 1 B
SP_RLY2:J	NA 0 D
SP_RLY2:K	BK 0 B
SP_RLY2:K	BL 0 B
SP_RLY2:K	BN 1 A
SP_RLY2:K	NA 0 C
SP_RLY53:A	NA 2 C
SP_RLY53:B	NA 2 C
SP_RLY53:C	NA 2 E
SP_RLY53:D	NA 2 E
SP_RLY53_87A:A	NA 2 E
SVRC:1	ED 4 A
SVRC:2	ED 4 A
SVRC:3	ED 4 A
TLBU:A	GF 2 C
TLBU:B	GF 2 C
TRPTO:A	FD 3 C
TRPTO:B	FD 2 C
TRPTO:C	FD 3 D
X1F:1	EB 2 B
X1F:2	EB 4 B
X1F:3	EB 3 B
X1F:4	EB 1 B
X1F:5	EB 1 B
X1F:7	EB 3 B
X1F:8	EB 3 B
X1F:10	EB 1 B

INLINE	PAGE
X1F:11	EB 1 B
X1F:16	EB 3 B
X1F:17	EB 2 B
X1F:18	EB 3 B
X1M:1	EB 2 C
X1M:3	EB 3 C
X1M:4	EB 1 C
X1M:5	EB 1 C
X1M:6	EB 2 C
X1M:7	EB 3 C
X1M:8	EB 3 C
X1M:10	EB 1 C
X1M:11	EB 1 C
X1M:12	EB 2 C
X1M:16	EB 3 C
X1M:18	EB 3 C
X3F:2	EB 2 D
X3F:3	EB 2 D
X3F:4	EB 3 D
X3F:5	EB 2 D
X3F:6	EB 3 D
X3F:7	EB 3 D
X3F:8	EB 2 D
X3F:9	EB 3 D
X3F:10	EB 3 D
X3F:11	EB 2 D
X3F:12	EB 3 D
X3F:13	EB 3 D
X3F:14	EB 2 D
X3F:15	EB 3 D
X3M:1	EB 3 C
X3M:2	EB 2 C
X3M:3	EB 2 C
X3M:4	EB 3 C
X3M:5	EB 2 C
X3M:6	EB 3 C
X3M:7	EB 3 C
X3M:8	EB 2 C
X3M:9	EB 3 C
X3M:10	EB 3 C
X3M:11	EB 2 C
X3M:12	EB 3 C
X3M:13	EB 3 C
X3M:14	EB 2 C
X3M:15	EB 3 C
X10_C1:A	AC 4 D

0

1

2

3

4

SPLICES

SPLICE	PAGE
SP3B7 (S)	GF 1 C
SP3B9 (S)	GF 1 B
SP5E1 (S)	GF 1 A
SP27B (S*)	BN 1 B
SP27B1 (S)	BL 3 A
SP38A2 (S)	CA 0 C
SPCB1 (T)	BA 0 D
SPCB7 (S)	BL 1 A
SPCB7A (S)	BK 2 A
SPCB11 (T)	BA 3 D
SPCB16 (T)	CD 0 C
SPCB19 (T)	BB 3 D
SPCBA (T)	BC 2 D
SPDL1H1 (S)	XA 3 E
SPDL1H2 (S)	XA 2 C
SPDL1H2 (S)	XB 3 D
SPDL1H2A (S)	XA 2 E
SPDL1H3 (S)	XA 2 C
SPDL1H4 (S)	XA 2 C
SPDL1H4 (S)	XB 3 C
SPDL1H5 (S)	XA 2 B
SPDL1H5 (S)	XB 3 B
SPDL1H6 (S)	XA 2 B
SPDL1H6 (S)	XB 3 B
SPDL1H7 (S)	XA 2 B
SPDL1H7 (S)	XB 3 B
SPDL1H8 (S)	XA 3 A
SPDL1H12 (S)	XB 3 C
SPDL1H13 (S)	XB 2 E
SPDL1H14 (S)	XB 2 E
SPDL1H15 (S)	XB 1 E
SPDL1HB1 (S)	XA 3 D
SPDL1HB1 (S)	XB 3 D
SPDL1HB9 (S)	BI 3 C
SPDL1L1 (S)	XA 3 E
SPDL1L2 (S)	XA 2 C
SPDL1L2 (S)	XB 3 D
SPDL1L2A (S)	XA 2 E
SPDL1L3 (S)	XA 2 C
SPDL1L4 (S)	XA 2 C
SPDL1L4 (S)	XB 3 C
SPDL1L5 (S)	XA 2 B
SPDL1L5 (S)	XB 3 C
SPDL1L6 (S)	XA 2 B
SPDL1L6 (S)	XB 3 B
SPDL1L7 (S)	XA 2 B
SPDL1L7 (S)	XB 3 B
SPDL1L8 (S)	XA 3 A
SPDL1L12 (S)	XB 3 C
SPDL1L13 (S)	XB 2 E

SPLICE	PAGE
SPDL1L14 (S)	XB 2 E
SPDL1L15 (S)	XB 1 E
SPDL1LB1 (S)	XA 3 D
SPDL1LB1 (S)	XB 3 D
SPDL1LB9 (S)	BI 4 C
SPDL2H1 (S)	CF 2 B
SPDL2H2 (S)	XC 2 D
SPDL2H3 (S)	XC 3 C
SPDL2H4 (S)	XC 3 C
SPDL2HB2A (S)	XC 1 B
SPDL2HB6 (S)	XC 2 D
SPDL2HB7 (S)	BI 3 C
SPDL2L1 (S)	CF 2 B
SPDL2L2 (S)	XC 2 D
SPDL2L3 (S)	XC 3 C
SPDL2L4 (S)	XC 3 C
SPDL2LB2A (S)	XC 1 B
SPDL2LB6 (S)	XC 2 C
SPDL2LB7 (S)	BI 3 C
SPDL4H (S)	XD 1 B
SPDL4L (S)	XD 2 B
SPDL7H1 (S)	CA 3 C
SPDL7L1 (S)	CA 3 C
SPDL10H1 (S)	XE 1 C
SPDL10H2 (S)	XE 2 C
SPDL10L1 (S)	XE 1 C
SPDL10L2 (S)	XE 2 C
SPECHA1 (S)	CE 1 D
SPECKA1 (S)	CE 1 D
SPEMA28A1 (S)	CH 3 C
SPEMA49A (S)	CA 2 B
SPEMA54A1 (S)	CF 1 C
SPEMA59A1 (S)	CH 3 D
SPEMA62A1 (S)	CF 2 D
SPF2A (T)	GA 1 A
SPF2C (T)	GA 0 C
SPF2C2 (S)	GD 0 D
SPF3B (T)	GA 0 C
SPF3B1 (T)	GA 0 D
SPF3F (T)	BE 1 A
SPF3F (T)	CG 1 A
SPF3F (T)	DD 0 B
SPF3F (T)	DF 3 A
SPF3F (T)	EA 2 A
SPF3F (T)	ED 2 A
SPF3F (T)	GA 0 B
SPF3F (T)	GH 3 A
SPF3F (T)	KB 1 A
SPF3F (T)	NA 2 A
SPF3F25 (S)	KB 1 C

SPLICE	PAGE
SPF3F66 (T)	BA 2 E
SPF3F69 (T)	FD 1 B
SPF3H (T)	GA 2 B
SPF4C (T)	GD 3 B
SPF4D (T)	GD 4 B
SPF4D5 ()	GD 2 D
SPF5A (T)	BB 1 A
SPF5A (T)	GA 3 B
SPF5B (T)	GA 3 B
SPF5D1 (S)	GF 2 B
SPF6A (T)	GA 1 E
SPF6A (T)	GH 3 B
SPF6B (S)	GH 2 C
SPF7A (T)	AC 0 E
SPF7C (T)	BM 0 A
SPF7D (T)	AC 1 C
SPF7D9 (S)	CD 2 E
SPF7G (T)	BF 3 C
SPF8A (T)	FB 2 B
SPF8B (T)	FB 3 D
SPF8F (S)	BK 0 D
SPF9B (T)	KC 2 C
SPF9D (S)	GA 2 D
SPF10A (T)	KB 2 B
SPF10A (T)	XA 1 B
SPF10A (T)	XB 2 B
SPF10C (T)	KB 2 B
SPF11A (T)	GG 3 B
SPF15A (T)	FC 1 E
SPF15B (T)	FC 2 C
SPF16A (T)	BA 0 B
SPF17A (T)	BA 1 B
SPF17A6 (S)	BN 4 A
SPF17A10 (S)	BD 2 B
SPF17A16 (S)	BA 1 E
SPF17A30 (S)	BL 2 D
SPF17E (S)	BK 2 B
SPF17E1 (S)	BL 1 B
SPF17E2 (T)	BQ 1 E
SPF17M1 (T)	BC 1 C
SPF18A (T)	BC 1 B
SPF18C1 (S)	BK 0 B
SPF20A1 ()	ID 3 A
SPF20B ()	ID 2 B
SPF20BC3 ()	ID 2 C
SPF20C ()	ID 2 B
SPF20F ()	ID 4 B
SPF20FG3 ()	ID 4 C
SPF20G ()	ID 3 B
SPF21A (T)	GP 4 B

SPLICE	PAGE
SPF22A (T)	GP 2 E
SPF23A (S)	GP 0 E
SPF23C (T)	GP 1 A
SPF23D (T)	GP 2 E
SPF25A (T)	HA 2 E
SPF25B (T)	HA 2 C
SPF25D (S)	HA 2 D
SPF27A (S)	BK 0 E
SPF27A1 (S)	BL 0 C
SPF27A2 (S)	BN 0 A
SPF27A3 (T)	GG 0 E
SPF27A4 (T)	CG 1 C
SPF27B (S)	BK 1 D
SPF27C (S)	BN 1 C
SPF27H (S)	BN 1 D
SPF29B (T)	AA 2 C
SPF31A (T)	DD 3 A
SPF34A (T)	NB 3 B
SPF34B (T)	NB 3 C
SPF34B5 (T)	BP 3 B
SPF34C2 (S)	GF 2 C
SPF34C3 (S)	GF 2 B
SPF35B (T)	GA 1 D
SPF35B3 (S)	IC 3 D
SPF35C (S)	GA 3 D
SPF38A (S)	CA 0 A
SPF41A2 (T)	CG 0 B
SPF42A (S)	BE 3 B
SPF42B (S)	BE 3 C
SPF43A (S)	CA 0 C
SPF44A (S)	FA 2 C
SPF44A1 ()	FA 0 C
SPF45A (T)	NB 2 D
SPF50B1 (S)	GD 0 D
SPF51B2 (S)	GD 1 D
SPF55B (S)	IC 3 D
SPF55B1 (S)	IC 1 D
SPF55B1 (S)	ID 1 C
SPF60A (S)	CE 3 E
SPF61A (S)	BO 0 B
SPF61C (S)	BO 0 C
SPF62B (S)	CF 0 E
SPF63A (T)	BE 0 B
SPF66A (T)	KA 1 B
SPF66A (T)	NA 4 A
SPF68A (T)	DF 1 A
SPF68A1 (S)	DF 1 E
SPF71A (T)	DE 2 E
SPF71A1 (T)	DE 2 C
SPF72B (T)	KB 2 A

SPLICE	PAGE
SPF79A ()	DE 2 D
SPF80A (S)	DF 1 C
SPF81A (T)	CK 4 C
SPF81A1 (T)	CK 3 C
SPF84A (T)	BI 0 C
SPF91A (T)	CD 0 B
SPF92A (T)	CD 1 B
SPFAA (S)	CE 3 E
SPHA1 (T)	BG 1 D
SPHA2 (T)	BG 1 C
SPHA13 (T)	BE 1 D
SPHA20 (T)	BE 1 D
SPHA21 (T)	BE 1 D
SPHA22 (T)	BE 1 D
SPHB22 (S)	BF 1 C
SPHB22A (S)	BF 1 D
SPHB22C1 (S)	BF 2 C
SPHB24 (S)	BG 2 D
SPHD3+ (S)	BN 1 C
SPN15A (T)	BQ 1 D
SPN110 (T)	DD 0 C
SPN112 (T)	DC 3 B
SPN123 (T)	BH 2 C
SPN124CM (T)	DD 2 C
SPN131 (S)	DC 1 C
SPN145 (T)	DD 3 C
SPN158 (T)	DC 2 C
SPN158A (S)	DC 2 D
SPN163 (T)	DD 1 E
SPN163F (S)	FD 3 C
SPN163G (S)	FD 3 C
SPN165 (T)	DD 4 C
SPNA19A1 (S)	DF 2 C
SPR13SA (T)	GD 3 B
SPR13SB (T)	GD 4 C
SPR135AA (T)	GD 4 B
SPURDA (T)	AC 2 C
SPURDB (T)	CD 1 A
SPX1A3 (S)	AD 2 C
SPX1E (T)	AD 3 C
SPX1E (T)	BA 4 E
SPX1E (T)	BB 2 E
SPX1E (T)	BC 2 E
SPX1E (T)	BD 1 B
SPX1E (T)	BE 0 D
SPX1E (T)	EA 0 A
SPX1E (T)	XA 1 E
SPX1E (T)	XB 1 D
SPX1E6 (T)	AD 3 C
SPX1E6 (T)	EA 3 B

SPLICE	PAGE
SPX1E6 (T)	ED 1 B
SPX1E9 (T)	EA 2 B
SPX2A (S)	AD 3 B
SPX2A (S)	NA 2 B
SPX2A1 (S)	AD 3 A
SPX2A1 (S)	FB 0 C
SPX2A1 (S)	FC 1 D
SPX2A1 (S)	NB 2 D
SPX2A2 (S)	AD 3 B
SPX2A2 (S)	CK 2 D
SPX2A2 (S)	GA 2 D
SPX2A2 (S)	GD 4 D
SPX2A2 (S)	GH 1 D
SPX2A2 (S)	GP 0 E
SPX2A2 (S)	KA 1 C
SPX2A2 (S)	KB 2 E
SPX2A2 (S)	KC 2 D
SPX2A3 (S)	AD 3 B
SPX2A3 (S)	GG 0 C
SPX2A3 (S)	NB 0 D
SPX2A4 (S)	AD 3 A
SPX2A4 (S)	GD 2 B
SPX2A4 (S)	NA 3 B
SPX2A5 (T)	AD 3 A
SPX2A5 (T)	BA 4 C
SPX2A5 (T)	DD 1 C
SPX2A5 (T)	EA 2 B
SPX2A5 (T)	ED 2 B
SPX2A33 (S)	BK 3 D
SPX2A42 (T)	GD 3 C
SPX2A43 ()	GD 2 D
SPX2A48 (S)	GH 3 C
SPX2A58 (S)	BN 1 B
SPX2A58 (S)	BO 0 E
SPX2A60 (S)	BL 4 B
SPX2A65 (T)	BM 0 C
SPX2A66 (T)	BQ 1 C
SPX2A70 (T)	BA 2 D
SPX2A73 (T)	CK 2 D
SPX2A104 (T)	FD 1 C
SPX2D (S)	AA 2 D
SPX2D (S)	AB 4 D
SPX2D (S)	AC 1 D
SPX2D (S)	AD 3 B
SPX2D (S)	BC 1 E
SPX2D (S)	BE 4 C
SPX2D (S)	BF 0 C
SPX2D (S)	CA 0 C
SPX2D (S)	CG 1 C
SPX2D (S)	DD 2 C

0

1

2

3

4

SPLICES

SPLICE	PAGE
SPX2D (S)	GA 1 D
SPX2D (S)	GG 2 C
SPX2D (S)	HA 1 D
SPX2D (S)	NA 1 B
SPX2D (S)	NB 4 C
SPX2D16 (T)	HA 2 D
SPX2D18 (S)	BK 3 C
SPX2D19 (S)	BN 1 C
SPX2D21 (S)	BL 0 E

SPLICE	PAGE
SPX2M (T)	DF 4 B
SPX2N109 (S)	AD 3 B
SPX2N109 (S)	DD 0 B
SPX2N109A (T)	DD 0 C
SPX2N109B (S)	FD 2 D
SPX2N109F (S)	FD 3 D
SPX3A (S)	AD 3 D
SPX3A (S)	HA 3 E
SPX3A1 (S)	AD 3 D

SPLICE	PAGE
SPX3A2 (S)	FB 2 E
SPX3A3 (S)	GF 1 D
SPX3A3A (S)	GF 1 D
SPX3A4 (S)	AD 3 C
SPX3A4 (S)	CD 1 E
SPX3A6 (S)	AD 4 D
SPX3A6 (S)	CG 0 D
SPX3A6 (S)	FA 2 D
SPX3B (S)	AD 3 C

SPLICE	PAGE
SPX3B (S)	GP 2 E
SPX3C4 ()	FA 0 D
SPX3C5 ()	FB 0 D
SPX3F (S)	AD 3 C
SPX3F (S)	CK 1 C
SPX3F (S)	GD 0 D
SPX3F (S)	IC 2 D
SPX3F1 (S)	GD 0 D
SPX3F2 (S)	GD 0 D

SPLICE	PAGE
SPX3H (S)	IC 2 D
SPX3H1 (S)	IC 1 D
SPX3H1 (S)	ID 1 C
SPX3H1A ()	ID 3 C
SPX4D (S)	AD 1 D
SPX4D1 (S)	AD 1 D
SPX4D2 (S)	CF 4 C
SPX4D8 (S)	CA 2 C
SPX4D12 (S)	DF 2 C

SPLICE	PAGE
SPX5A ()	AD 0 C
SPX88 25 (S)	BN 3 D
SPX136B4 (S)	AD 2 D
SPXE11 (S)	CG 0 D
SPXG9D1 (S)	CE 3 B
SPXN109J (S)	FD 3 D
XE6 ()	CA 3 B
XE7 ()	CA 2 B
XE8 ()	CA 2 B

0

1

2

3

4

SHELLS

REF	PAGE
A03 A	BE 3 D
A03 B	BE 1 C
A03 C	BE 2 C
A03 D	BE 0 D
A03 E	BE 1 E
A03 H	BE 0 B
A03 H	BF 0 B
A03 H	BG 0 B
A03 H	NB 3 A
A03 J	BE 0 E
A03 Z	CG 1 B
A12	ED 0 C
A12A	EA 0 C
A12B	EB 0 C
A13B	DF 1 C
A17	AC 1 A
A17	BA 1 C
A17	BB 0 B
A17	BC 2 D
A17	BD 2 D
A17	GD 1 A
A19E	DD 0 E
A34	HA 3 C
A36 1	BK 3 D
A36 2	BL 2 D
A36 3	BM 0 D
A36 3 CHASSIS	BJ 2 D
A36 3 CHASSIS	BM 3 D
A36 4 MATE	BN 3 D
A57	DC 0 A
A57	DD 0 D
A58	DC 0 D
A74	KA 2 B
A83	GD 1 B
A92A	CD 1 C
A92B	CD 3 C
A104	GA 2 A
A108A	DC 3 D
A109	DE 2 D
A109	DF 4 A
A121	KA 1 D
A122	KA 0 D
A123P	BE 2 B
A123T	BE 2 B
A124	BL 4 A
A125	BI 0 D
A125 AM	BI 2 D
A137B	CF 0 B
A137B	CH 0 B
A138	CF 1 E

REF	PAGE
A158	KB 1 C
A158 JMP1	KB 2 B
A158 JMP2	KB 3 B
A158 JMP3	KB 3 C
A216	KA 1 B
A230	BM 0 C
A230	BP 0 A
A230	CF 0 A
A230	NB 1 B
B07	BF 0 D
B07A	CG 1 C
B09B	BF 1 D
B13	EA 1 B
B13	ED 0 D
B14	EA 1 B
B14	ED 0 D
B15	EA 0 D
B15	ED 0 B
B16	EA 1 D
B16	ED 1 B
B17	EA 2 E
B17	ED 2 D
B18	EA 2 E
B18	ED 3 D
B22C	CE 2 D
B23	BF 2 C
B25A	BB 3 E
B60LF	KB 1 D
B60RF	KB 1 D
B68	BB 0 D
B68 B	BB 0 D
B80	KB 1 B
B96	CA 2 A
B96B	CA 2 A
B105	DC 3 D
B121	BG 0 D
B122A	CE 2 D
B122B	CE 2 D
B123	CA 2 E
B123A	CE 1 D
B124FR	BF 0 D
B124RR	BF 1 D
B133	BG 0 A
B142C	CA 3 C
B156	BD 2 C
B156A	HA 2 D
B185A	CE 3 D
B272	CE 1 D
B300B	CK 1 C
B310	CA 3 A

REF	PAGE
B319	CK 1 D
CB2	AA 0 A
CB2	GA 1 A
CB3	AA 1 A
CB3	GA 0 A
CB4	AA 1 A
CB4	GA 2 A
CB5	AA 1 A
CB5	GA 3 A
CB6	AA 1 A
CB6	GA 1 A
CB6	GH 3 A
CB7	AA 2 A
CB7	AC 0 A
CB8	AA 0 C
CB8	FB 2 A
CB9	AA 2 A
CB9	KC 2 A
CB10	AA 2 A
CB10	KB 2 A
CB10	XA 1 A
CB11	AA 2 A
CB11	GG 0 A
CB11	NA 0 A
CB12	AA 2 A
CB12	BO 1 A
CB12	NB 0 A
CB15	AA 3 A
CB15	FC 1 A
CB18	AB 1 C
CB18	BC 1 A
CB20	AA 4 A
CB20	IC 0 A
CB20	ID 0 A
CB21	AA 0 C
CB21	GP 4 A
CB22	AA 0 C
CB22	GP 2 A
CB23	AA 1 C
CB23	GP 0 A
CB24	AA 1 C
CB24	NB 0 A
CB26	AA 4 A
CB26	NA 2 A
CB27	AA 1 C
CB27	BK 0 A
CB27	BL 0 A
CB27	BN 0 A
CB27	GG 0 A
CB27	NA 0 A

REF	PAGE
CB29	AA 4 A
CB30	AA 1 C
CB30	FC 1 A
CB32	AB 0 B
CB32	NA 3 A
CB33	AB 0 B
CB33	GG 2 A
CB34	AB 1 B
CB34	NB 3 A
CB35	AB 1 B
CB35	GA 1 A
CB36	AB 1 B
CB36	GQ 3 A
CB37	AB 2 B
CB37	GG 1 A
CB39	AA 1 D
CB39	GG 1 A
CB40	AA 4 D
CB40	NB 1 A
CB42	AA 4 D
CB42	BE 3 A
CB44	AA 3 D
CB44	FA 2 A
CB45	AA 3 D
CB45	NB 2 A
CB46	AA 1 D
CB46	KC 1 A
CB47	AA 0 D
CB47	NA 3 A
CB50	AB 2 B
CB50	GD 0 A
CB51	AB 2 B
CB51	GD 1 A
CB52	AA 3 D
CB52	BG 1 A
CB55	AA 2 D
CB55	IC 3 A
CB57	AA 2 D
CB57	NA 1 A
CB58	AA 0 D
CB61	AB 3 B
CB61	BO 0 A
CB61	NB 2 A
CB66	AA 2 C
CB66	KA 1 A
CB66	NA 4 A
CB67	AB 3 B
CB68	AB 4 B
CB68	KC 3 A
CB74	KB 2 B

REF	PAGE
CB91	CD 0 B
CB92	CD 1 B
DCL MATE 1	BM 1 C
DCL MATE 1	BQ 0 B
DCL MATE 2	BM 1 C
DCL MATE 2	BQ 3 C
DUAL PTO JMP	FB 1 A
E11LA	GD 2 B
E11LB	GD 1 D
E11RA	GD 4 B
E11RB	GD 2 D
E12L	GA 3 D
E12R	GA 3 D
E13L1	GD 2 D
E13LS	GD 3 C
E13R1	GD 2 D
E13RS	GD 4 B
E17A	GH 2 D
E17B	GH 1 D
E17C	GH 3 D
E19C	GA 0 D
E19L	GA 0 D
E19LS	GD 3 D
E19R	GA 0 D
E19RS	GD 4 D
E27L	GF 0 C
E27R	GF 2 C
E30L	GD 0 D
E30R	GD 0 D
E38_08	BD 1 B
E38 12	BK 3 B
E38 12	BL 3 A
E38 12B	BN 1 C
E57	GA 4 D
F13	AA 3 A
F13	EA 3 A
F13	ED 3 A
F14	AA 3 A
F14	CD 2 A
F16	AB 1 C
F16	BA 0 A
F17	AB 1 C
F17	BA 1 A
F19	AA 3 A
F19	BE 0 A
F25	AB 4 C
F28	AC 3 B
F31	AB 2 C
F31	DD 3 A
F31	DE 2 A

0

1

2

3

4

SHELLS

REF	PAGE
F31	NB 2 A
F38	AA 1 D
F38	CA 0 A
F41	AA 1 D
F41	CG 0 A
F43	AA 2 D
F43	CA 0 B
F49	AA 0 D
F49	EA 3 A
F49	ED 3 A
F54	AB 2 B
F56	AA 2 D
F56	NA 3 A
F60	AB 3 B
F60	CA 0 A
F60	CE 3 A
F62	AB 3 B
F62	CD 3 A
F63	AB 2 C
F63	BE 0 A
F64	AB 2 C
F64	CA 4 A
F65	AB 2 C
F68	DE 1 C
F69	AB 3 C
F69	CF 0 A
F70	DE 2 C
F71	AB 4 B
F71	DD 0 A
F71	DE 2 A
F80	CE 1 B
F81	CK 4 C
F82	BI 0 C
F83	BI 2 B
F84	BI 0 A
FM1	AD 1 B
FM3	AC 3 D
FM5	CG 0 C
H02_1_114	GQ 3 D
H03	GF 2 B
H16	CK 1 B
H17	CK 3 B
INLFUS3	ID 2 A
M01L	GP 3 C
M01R	GP 2 C
M02	GP 0 C
M110LH	ID 0 D
M110LHL_MATE	IC 2 D
M110LHM	IC 0 D
M110RHL_MATE	IC 3 D

REF	PAGE
M110RHM	IC 1 D
M110RHM	ID 1 D
M120A	CD 0 E
M120B	CD 1 E
M121A	CD 2 D
M121B	CD 3 D
MC_DUAL_PTO_JMP	BC 0 B
OBD	XA 1 D
OBD	XC 2 E
OBD	XD 2 D
R01	AD 0 D
R01A	CC 3 D
R04	KC 3 C
R05	FA 2 C
R05_A	FA 0 C
R08	XA 2 A
R08	XB 3 B
R08-2	XC 1 D
R09	CC 2 C
R14	XC 4 C
R18A	FA 2 C
R18B	FA 1 C
R21A	XE 2 B
R21B	XE 1 C
R29	CH 4 D
R31	CH 3 D
R34	XB 1 E
R39A	BC 1 B
R39B	BF 0 C
RD	AC 3 B
RD	AD 0 A
RLY01	AB 3 C
RLY02	AA 2 C
RLY03	AA 0 B
RLY04	AA 3 C
RLY06	GA 3 B
RLY07	BN 2 B
RLY10B	BO 0 D
RLY11	GG 1 E
RLY12	GG 2 B
RLY13	GA 1 C
RLY14	GQ 3 D
RLY016A	GP 1 B
RLY016B	GP 2 B
RLY016C	GP 3 B
RLY016D	GP 3 B
RLY17	DD 3 B
RLY17	KB 2 E
RLY28	KC 2 B
RLY29	NB 3 B

REF	PAGE
RLY34	AA 1 B
RLY35	HA 2 B
RLY36	AC 1 C
RLY38	GD 0 B
RLY39	GD 0 B
RLY45	DD 4 B
RLY46	DD 3 B
RLY47	DD 2 B
RLY48	DD 2 B
RLY52	GA 1 B
RLY53	NA 2 D
RLY58	FC 1 B
RLY59	FC 2 B
RLY60	GA 4 B
RLY61	FB 0 A
RLY61B	BO 1 B
RLY62	NB 3 B
RLY63	GA 3 D
RLY63_JMP	GA 2 E
RLY64	BK 2 B
RLY64	BL 1 B
RLY64	BN 4 B
RLY64	NA 0 D
RLY65	BK 0 C
RLY65	BL 0 B
RLY65	BN 1 B
RLY65	NA 0 C
RLY66	BK 3 B
RLY66	BL 3 C
RLY66	BN 3 B
RLY66	NA 1 D
RLY67	BK 1 C
RLY67	BL 3 C
RLY67	BN 0 C
RLY67	NA 1 C
RLY68	CA 0 B
RLY73	DE 2 B
RLY89	CK 0 B
RLY91	CD 0 C
RLY92	CD 1 C
RLY94	BM 0 B
RLY95	BM 0 B
RLY95	BQ 1 B
RLY98	BD 3 D
RLY99	CK 0 C
RLY100A	ID 2 D
RLY100B	ID 2 D
RLY100C	ID 3 D
RLY100D	ID 4 D
RLY101	BE 4 B

REF	PAGE
S01	GA 0 B
S006	BA 2 B
S07	BA 2 B
S007	BA 1 B
S008	BA 4 B
S009	GP 0 B
S013	IC 3 B
S016	EA 2 B
S016	ED 2 B
S017B	GH 3 D
S018_1	BC 3 B
S018_2	FB 1 D
S18A	BC 2 B
S18B	FB 1 B
S019	FB 4 C
S019A	FB 4 C
S020	FB 2 B
S023	FB 3 C
S024	BD 2 B
S24C	DD 1 B
S28C	BN 1 B
S030	IC 1 B
S030	ID 0 B
S030A	ID 3 A
S036	AC 0 B
S036B	AC 1 B
S038	GA 3 B
S038C	BB 2 D
S038G	BB 1 A
S039	GA 2 C
S039	GQ 0 A
S040P	BF 3 D
S040S	BF 3 D
S042	BE 2 A
S43	BA 3 D
S43D	BQ 2 C
S044	BB 2 C
S045	BA 2 D
S047	BG 2 D
S047A	BG 2 D
S048	BG 2 C
S048A	BG 2 C
S051A	FB 0 B
S051B	FB 0 C
S63	BN 4 C
S72	BB 2 A
S90_1	FB 3 A
S108	FC 1 B
S110	NB 2 B
S111	CA 4 B

REF	PAGE
S112	BB 0 D
S112_JMP	BB 2 D
S112A	BK 0 D
S112B	BN 1 C
S113	BE 0 C
S115	KA 1 B
S116	FB 1 E
S116A	BL 0 C
S137	FD 1 B
S169	AC 3 E
S171A	DF 4 C
S213	ED 2 B
S320	FD 2 C
S493	BH 2 B
sym317_242	KA 0 C
sym403_378	KA 0 C
sym552_425	XB 2 A
sym648_94	BC 3 D
V27	BK 2 B
V27	BL 1 B
V30	BF 3 D
V35	CK 0 D
V35A	ID 2 C
V35B	ID 3 C
V35C	ID 3 C
V35D	ID 4 C
V36	DD 3 C
X0C	BA 2 A
X0C	BC 3 A
X0C	BD 2 A
X0C	CA 4 A
X0C	FC 4 A
X0C	FB 1 A
X0C	GH 3 B
X0C	GP 1 A
X0C	HA 2 A
X0C	IC 4 A
X0C	NB 0 A
X01A	XB 1 D
X01A	XC 3 E
X01A	XD 3 D
X01C	XB 1 D
X01C	XE 2 C
X2_SP1	AD 4 A
X2_SP1	BC 2 C
X2_SP1	BD 2 C
X2_SP1	BI 0 C
X2_SP1	CA 3 C
X2_SP1	CK 0 D
X2_SP1	FB 4 D

0

1

2

3

4

SHELLS

REF	PAGE
X2_SP1	FC 0 D
X2_SP1	GA 0 C
X2_SP1	HA 2 B
X2_SP1	IC 3 B
X2_SP1	NA 2 B
X06D_MATE	BH 0 D
X06D_MATE_BL	BM 2 A
X06D_MATE_BL	BQ 1 D
X07A	KC 1 C
X07B	BO 1 C
X10	AC 4 D

REF	PAGE
X11	CA 0 C
X11A2_389	CE 0 C
X21F	BQ 0 D
X21G	BP 3 D
X21H	BP 0 D
X34R_MATE	KC 3 C
X45A	CC 3 C
X135	AD 2 D
X135	BP 1 D
X136	AD 2 C
X194	BI 0 D

REF	PAGE
X194_AM	BI 2 D
XJN	AD 1 B
XJP	AC 4 A
Y11	EA 0 B
Y11	ED 0 D
Y12	EA 1 B
Y12	ED 1 D
Y13	EA 1 D
Y13	ED 0 B
Y14	EA 1 D
Y14	ED 0 B

REF	PAGE
Y15	EA 3 D
Y15	ED 2 D
Y16	EA 3 D
Y16	ED 3 D
Y18	FC 1 C
Y18G	DE 0 C
Y35	CA 1 C
Y35A	CE 1 D
Y42	HA 2 E
Y51	FA 1 C
Y57	EA 1 D

REF	PAGE
Y57	ED 1 B
Y62	DC 1 C
Y80	CF 3 A
Y81	CF 2 D
Y86	FB 1 D
Y88	FB 0 D
Y95	CG 0 C
Y106	ED 3 D
Y157	FD 3 C
Y186	DF 2 B

REFERENCES

REF	DESCRIPTION	PAGE
A03 A	DISPLAY, WARNING LAMP MODULE	BE 3 D
A03 B	GAUGE, SPEEDOMETER, VOLTMETER, TRANS. OIL	BE 1 C
A03 C	GAUGE, TACHOMETER, WATER TEMP., OIL PSI	BE 2 C
A03 D	GAUGE, DIESEL LEVEL & DIESEL FLUID LEVEL	BE 0 D
A03 E	GAUGE, PYROMETER	BE 1 E
A03 H	CONTROL UNIT, GAUGE DRIVER MODULE (GDM)	BE 0 B
A03 H	CONTROL UNIT, GAUGE DRIVER MODULE (GDM)	BF 0 B
A03 H	CONTROL UNIT, GAUGE DRIVER MODULE (GDM)	BG 0 B
A03 H	CONTROL UNIT, GAUGE DRIVER MODULE (GDM)	NB 3 A
A03 J	GAUGE, DUAL AIR	BE 0 E
A03 Z	GAUGE FUEL LEVEL LNG	CG 1 B
A12	Control unit, ABS (Anti-lock Brake System	ED 0 C
A12A	CONTROL UNIT, ABS (ANTI-LOCK BRAKE SYS.)	EA 0 C
A12B	CONTROL UNIT, ABS (ANTI-LOCK BRAKE SYS.	EB 0 C
A13B	Control unit, TECU (automatic transmiss	DF 1 C
A17	CONTROL UNIT, VECU (VEHICLE ECU)	AC 1 A
A17	CONTROL UNIT, VECU (VEHICLE ECU)	BA 1 C
A17	CONTROL UNIT, VECU (VEHICLE ECU)	BB 0 B
A17	CONTROL UNIT, VECU (VEHICLE ECU)	BC 2 D
A17	CONTROL UNIT, VECU (VEHICLE ECU)	BD 2 D
A17	CONTROL UNIT, VECU (VEHICLE ECU)	GD 1 A
A19E	GEARSELECTOR ALLISON	DD 0 E
A34	CONTROL PANEL & HVAC UNIT, RD-6-5302	HA 3 C
A36 1	CONTROL UNIT, BBM (BODYBUILDER MODULE), P	BK 3 D
A36 2	CONTROL UNIT, BBM (BODYBUILDER MODULE) PT	BL 2 D
A36 3	CONTROL UNIT, BBM (BODYBUILDER MODULE) RE	BM 0 D
A36 3 CHASSIS	BB BOC LIGHTING CONNECTOR	BJ 2 D
A36 3 CHASSIS	BB BOC LIGHTING CONNECTOR	BM 3 D
A36 4 MATE	CONTROL UNIT, BBM (BODYBUILDER MODULE), P	BN 3 D
A57	CONTROL UNIT, ALLISON TRANSMISSION	DC 0 A
A57	CONTROL UNIT, ALLISON TRANSMISSION	DD 0 D
A58	Allison Transmission	DC 0 D
A74	Monitor, Rear and front proximity detecti	KA 2 B
A83	CONTROL UNIT, DRL (DAYTIME RUNNING LIGHT	GD 1 B
A92A	CONTROL UNIT AUX. COOLING FAN	CD 1 C
A92B	CONTROL UNIT AUX. COOLING FAN	CD 3 C
A104	CONTROL UNIT, FLASHER	GA 2 A
A108A	TRANSMISSION RETARDER	DC 3 D
A109	Control unit, GSECU (Gearshift ECU)	DE 2 D
A109	Control unit, GSECU (Gearshift ECU)	DF 4 A
A121	DISPLAY, MONITOR, INTEC REAR VEIW CAMERA	KA 1 D
A122	CONTROL UNIT, REAR VIEW CAMERA SWITCHER	KA 0 D
A123P	GAUGE, LIFT AXLE, PUSHER	BE 2 B
A123T	GAUGE, LIFT AXLE, TAG	BE 2 B
A124	DISPLAY, HOUR METER	BL 4 A
A125	Control unit, TGW (Telematics Gateway)	BI 0 D
A125 AM	CONTROL UNIT, TGW (TELEMATICS GATEWAY)	BI 2 D
A137B	Contol Module, ACM (Adblue control modu	CF 0 B
A137B	Contol Module, ACM (Adblue control modu	CH 0 B
A138	PUMP UNIT, ADBLUE	CF 1 E

REF	DESCRIPTION	PAGE
A158	Control unit, Audio	KB 1 C
A158 JMP1	JUMPER, BATTERY FEED	KB 2 B
A158 JMP2	JUMPER, CLEAN POWER FEED	KB 3 B
A158 JMP3	JUMPER, REVERSE MUTE	KB 3 C
A216	CAMERA MONITOR	KA 1 B
A230	FUSE HOLDER W COVER	BM 0 C
A230	FUSE HOLDER W COVER	BP 0 A
A230	FUSE HOLDER W COVER	CF 0 A
A230	FUSE HOLDER W COVER	NB 1 B
B07	SENSOR, FUEL LEVEL	BF 0 D
B07A	SENSOR LNG FUEL LEVEL	CG 1 C
B09B	Sensor, oil temperature, gearbox	BF 1 D
B13	SENSOR, WHEEL SPD LH FRT AXLE	EA 1 B
B13	SENSOR, WHEEL SPD LH FRT AXLE	ED 0 D
B14	SENSOR WHEEL SPD RH FRT AXLE	EA 1 B
B14	SENSOR WHEEL SPD RH FRT AXLE	ED 0 D
B15	SENSOR, WHEEL SPD LH RR RR AXLE	EA 0 D
B15	SENSOR, WHEEL SPD LH RR RR AXLE	ED 0 B
B16	SENSOR, WHEEL SPD RH RR RR AXLE	EA 1 D
B16	SENSOR, WHEEL SPD RH RR RR AXLE	ED 1 B
B17	SENSOR, WHEEL SPD LH 3RD AXLE	EA 2 E
B17	SENSOR, WHEEL SPD LH 3RD AXLE	ED 2 D
B18	SENSOR, WHEEL SPD RH 3RD AXLE	EA 2 E
B18	SENSOR, WHEEL SPD RH 3RD AXLE	ED 3 D
B22C	SENSOR AMBIENT AIR TEMP	CE 2 D
B23	SENSOR, AMBIENT AIR TEMP.	BF 2 C
B25A	SENSOR ACCELERATOR PEDAL	BB 3 E
B60LF	SPEAKER, LEFT FRT	KB 1 D
B60RF	SPEAKER, RIGHT FRT.	KB 1 D
B68	SENSOR, OUTPUT SHAFT SPD, GEARBOX	BB 0 D
B68 B	Sensor, output shaft speed, gearbox	BB 0 D
B80	Handsfree, Loudspeaker, Microphone	KB 1 B
B96	SENSOR, NOx (CAN BASED) AFTER SCR	CA 2 A
B96B	SENSOR, NOx (CAN BASED) AFTER DPF	CA 2 A
B105	SENSOR, RETARDER TEMP	DC 3 D
B121	SENSOR, LOW LEVEL WASHER FLUID	BG 0 D
B122A	SENSOR EXHAUST TEMPERATURE CATALYST	CE 2 D
B122B	SENSOR CATALYST OUTLET TEMP.2	CE 2 D
B123	SENSOR LEVEL COOLANT	CA 2 E
B123A	SENSOR COOLANT LEVEL	CE 1 D
B124FR	SENSOR, OIL TEMP., FRONT REAR AXLE	BF 0 D
B124RR	SENSOR, OIL TEMP., REAR REAR AXLE	BF 1 D
B133	SENSOR, AIR FILTER RESTRICTION	BG 0 A
B142C	Sensor, AdBlue level and temperature	CA 3 C
B156	SENSOR, FREON HI PRESSURE - FAN	BD 2 C
B156A	SENSOR, FREON HI PRESSURE	HA 2 D
B185A	SENSOR OXYGEN OUTLET EGO	CE 3 D
B272	Sensor, Pressure Crankcase	CE 1 D
B300B	METHANE SENSOR ENGINE	CK 1 C
B310	Sensor, Particulate Matter	CA 3 A

0

1

2

3

4

REFERENCES

REF	DESCRIPTION	PAGE
B319	SENSOR ALARM CO	CK 1 D
CB2	CIRCUIT BREAKER, HDLPS. HI DRL	AA 0 A
CB2	CIRCUIT BREAKER, HDLPS. HI DRL	GA 1 A
CB3	CIRCUIT BREAKER PARK, TAIL MARKER LPS.	AA 1 A
CB3	CIRCUIT BREAKER PARK, TAIL MARKER LPS.	GA 0 A
CB4	CIRCUIT BREAKER TURN LPS, FLASHER	AA 1 A
CB4	CIRCUIT BREAKER TURN LPS, FLASHER	GA 2 A
CB5	CIRCUIT BREAKER, TRACTOR STOP LPS.	AA 1 A
CB5	CIRCUIT BREAKER, TRACTOR STOP LPS.	GA 3 A
CB6	CIRCUIT BREAKER, DOME COURTESY LPS.	AA 1 A
CB6	CIRCUIT BREAKER, DOME COURTESY LPS.	GA 1 A
CB6	CIRCUIT BREAKER, DOME COURTESY LPS.	GH 3 A
CB7	CIRCUIT BREAKER, KEY SW.	AA 2 A
CB7	CIRCUIT BREAKER, KEY SW.	AC 0 A
CB8	CIR. BRKR., AIR SOL.	AA 0 C
CB8	CIR. BRKR., AIR SOL.	FB 2 A
CB9	CIR. BRKR., CB POST	AA 2 A
CB9	CIR. BRKR., CB POST	KC 2 A
CB10	CIR. BRKR., DIAG. CONN./ RADIO	AA 2 A
CB10	CIR. BRKR., DIAG. CONN./ RADIO	KB 2 A
CB10	CIR. BRKR., DIAG. CONN./ RADIO	XA 1 A
CB11	CIR. BRKR., BATT. STUD	AA 2 A
CB11	CIR. BRKR., BATT. STUD	GG 0 A
CB11	CIR. BRKR., BATT. STUD	NA 0 A
CB12	CIR. BRKR., OPTION BLOCK	AA 2 A
CB12	CIR. BRKR., OPTION BLOCK	BO 1 A
CB12	CIR. BRKR., OPTION BLOCK	NB 0 A
CB15	CIR. BRKR., BEACON LAMPS	AA 3 A
CB15	CIR. BRKR., BEACON LAMPS	FC 1 A
CB18	CIR. BRKR., DCL(CDS) EMS POWER	AB 1 C
CB18	CIR. BRKR., DCL(CDS) EMS POWER	BC 1 A
CB20	CIR. BRKR., MOTO. MIRRORS	AA 4 A
CB20	CIR. BRKR., MOTO. MIRRORS	IC 0 A
CB20	CIR. BRKR., MOTO. MIRRORS	ID 0 A
CB21	CIRCUIT BREAKER LH WS WIPER	AA 0 C
CB21	CIRCUIT BREAKER LH WS WIPER	GP 4 A
CB22	CIRCUIT BREAKER, RH, WS WIPER	AA 0 C
CB22	CIRCUIT BREAKER, RH, WS WIPER	GP 2 A
CB23	CIRCUIT BREAKER WS. WIPER/ WASHER	AA 1 C
CB23	CIRCUIT BREAKER WS. WIPER/ WASHER	GP 0 A
CB24	CIR. BRKR., 2WAY RADIO	AA 1 C
CB24	CIR. BRKR., 2WAY RADIO	NB 0 A
CB26	CIR. BRKR., REAR FLOOD LPS.	AA 4 A
CB26	CIR. BRKR., REAR FLOOD LPS.	NA 2 A
CB27	CIR. BRKR., IGN. STUD	AA 1 C
CB27	CIR. BRKR., IGN. STUD	BK 0 A
CB27	CIR. BRKR., IGN. STUD	BL 0 A
CB27	CIR. BRKR., IGN. STUD	BN 0 A
CB27	CIR. BRKR., IGN. STUD	GG 0 A
CB27	CIR. BRKR., IGN. STUD	NA 0 A

REF	DESCRIPTION	PAGE
CB29	CIR. BRKR., EMS RELAYS	AA 4 A
CB30	CIR. BRKR., MUNCIE LIVE PACK	AA 1 C
CB30	CIR. BRKR., MUNCIE LIVE PACK	FC 1 A
CB32	CIR. BRKR., BODYBUILDER BATT 2	AB 0 B
CB32	CIR. BRKR., BODYBUILDER BATT 2	NA 3 A
CB33	CIR. BRKR., TRAILER STOP LPS.	AB 0 B
CB33	CIR. BRKR., TRAILER STOP LPS.	GG 2 A
CB34	CIR. BRKR., REV/NEUTRAL POWER	AB 1 B
CB34	CIR. BRKR., REV/NEUTRAL POWER	NB 3 A
CB35	CIR. BRKR., CAB & TRLR. CLEARANCE LPS.	AB 1 B
CB35	CIR. BRKR., CAB & TRLR. CLEARANCE LPS.	GA 1 A
CB36	CIR. BRKR., HORN	AB 1 B
CB36	CIR. BRKR., HORN	GQ 3 A
CB37	CIR. BRKR., TRLR. TAIL LPS.	AB 2 B
CB37	CIR. BRKR., TRLR. TAIL LPS.	GG 1 A
CB39	CIR. BRKR., TRAILER ABS PWR	AA 1 D
CB39	CIR. BRKR., TRAILER ABS PWR	GG 1 A
CB40	CIR. BRKR., BODY IGN. PWR. STUD	AA 4 D
CB40	CIR. BRKR., BODY IGN. PWR. STUD	NB 1 A
CB42	CIR. BRKR., BACKUP LPS.	AA 4 D
CB42	CIR. BRKR., BACKUP LPS.	BE 3 A
CB44	CIR. BRKR., HTD. AIR DRYER /HTD. DRAIN VA	AA 3 D
CB44	CIR. BRKR., HTD. AIR DRYER /HTD. DRAIN VA	FA 2 A
CB45	CIR. BRKR., SPARE/FUEL SEPARATOR FUEL HEA	AA 3 D
CB45	CIR. BRKR., SPARE/FUEL SEPARATOR FUEL HEA	NB 2 A
CB46	CIR. BRKR., POWER OUTLET	AA 1 D
CB46	CIR. BRKR., POWER OUTLET	KC 1 A
CB47	CIR. BRKR., TRANS./ SPARE	AA 0 D
CB47	CIR. BRKR., TRANS./ SPARE	NA 3 A
CB50	CIR. BRKR., HDLP LH LOW BEAM	AB 2 B
CB50	CIR. BRKR., HDLP LH LOW BEAM	GD 0 A
CB51	CIR. BRKR., HDLP RH LOW BEAM	AB 2 B
CB51	CIR. BRKR., HDLP RH LOW BEAM	GD 1 A
CB52	CIR. BRKR., SPARE/ BRK. WEAR	AA 3 D
CB52	CIR. BRKR., SPARE/ BRK. WEAR	BG 1 A
CB55	CIR. BRKR., HEATED MIRRORS	AA 2 D
CB55	CIR. BRKR., HEATED MIRRORS	IC 3 A
CB57	CIR. BRKR., HVAC ROOF COND. FAN	AA 2 D
CB57	CIR. BRKR., HVAC ROOF COND. FAN	NA 1 A
CB58	CIR. BRKR. OPEN	AA 0 D
CB61	CIR. BRKR., BODY BATT. STUD	AB 3 B
CB61	CIR. BRKR., BODY BATT. STUD	BO 0 A
CB61	CIR. BRKR., BODY BATT. STUD	NB 2 A
CB66	CIR. BRKR., CAMERA/ SPARE	AA 2 C
CB66	CIR. BRKR., CAMERA/ SPARE	KA 1 A
CB66	CIR. BRKR., CAMERA/ SPARE	NA 4 A
CB67	CIR. BRKR., OPEN	AB 3 B
CB68	CIR. BRKR., CIGAR LIGHTER	AB 4 B
CB68	CIR. BRKR., CIGAR LIGHTER	KC 3 A
CB74	CIR. BRKR., RADIO MEMORY	KB 2 B

0

1

2

3

4

REFERENCES

REF	DESCRIPTION	PAGE
CB91	CIR. BRKR., AUX FAN #1	CD 0 B
CB92	CIR. BRKR., AUX FAN #2	CD 1 B
DCL_MATE_1	CONNECTOR, DCL MATE, BODYLINK REFUSE	BM 1 C
DCL_MATE_1	CONNECTOR, DCL MATE, BODYLINK REFUSE	BQ 0 B
DCL_MATE_2	CONNECTOR DCL MATE BODYLINK REFUSE	BM 1 C
DCL_MATE_2	CONNECTOR DCL MATE BODYLINK REFUSE	BQ 3 C
DUAL_PTO_JMP	PLUG, JUMPER WIRE	FB 1 A
E11LA	LAMP, SIDE MARKER LEFT SIDE 1	GD 2 B
E11LB	Lamp, side marker light, left side 2	GD 1 D
E11RA	LAMP, SIDE MARKER RIGHT SIDE 1	GD 4 B
E11RB	Lamp, side marker light, right side 2	GD 2 D
E12L	LAMP, ROOF POS. LIGHT LEFT	GA 3 D
E12R	LAMP, ROOF POS. LIGHT, RIGHT	GA 3 D
E13L1	LAMP TURN LEFT SIDE	GD 2 D
E13LS	LAMP, DIR. INDICATOR LEFT SIDE	GD 3 C
E13R1	LAMP TURN RIGHT SIDE	GD 2 D
E13RS	LAMP, DIR. INDICATOR RIGHT SIDE	GD 4 B
E17A	LAMP, CAB REAR DOME	GH 2 D
E17B	LAMP,FRONT LH DOME	GH 1 D
E17C	LAMP, FRONT RH DOME	GH 3 D
E19C	LAMP, ID LIGHT ROOF, CENTER	GA 0 D
E19L	LAMP, ID LIGHT ROOF, LEFT	GA 0 D
E19LS	LAMP, ROOF SIDE MARKER, LEFT	GD 3 D
E19R	LAMP, ID LIGHT ROOF, RIGHT	GA 0 D
E19RS	LAMP, ROOF SIDE MARKER, RIGHT	GD 4 D
E27L	TAIL LAMP MODULE, LEFTHAND	GF 0 C
E27R	TAIL LAMP MODULE, RIGHTHAND	GF 2 C
E30L	LH HEADLAMP	GD 0 D
E30R	RH HEADLAMP	GD 0 D
E38_08	LAMP, INDICATOR, IWDL	BD 1 B
E38_12	LAMP INDICATOR, PTO	BK 3 B
E38_12	LAMP INDICATOR, PTO	BL 3 A
E38_12B	LAMP INDICATOR, PUMP ON PTO #2 OIL LEVEL	BN 1 C
E57	LAMP, POWER INDICATOR	GA 4 D
F13	FUSE ABS BATT	AA 3 A
F13	FUSE ABS BATT	EA 3 A
F13	FUSE ABS BATT	ED 3 A
F14	FUSE, OPEN	AA 3 A
F14	FUSE, OPEN	CD 2 A
F16	FUSE, VECU (EMS)	AB 1 C
F16	FUSE, VECU (EMS)	BA 0 A
F17	FUSE, CONTROL/SW INPUTS	AB 1 C
F17	FUSE, CONTROL/SW INPUTS	BA 1 A
F19	FUSE INST. CLUSTER	AA 3 A
F19	FUSE INST. CLUSTER	BE 0 A
F25	FUSE, HVAC CAB	AB 4 C
F28		AC 3 B
F31	FUSE TRANS SPARE	AB 2 C
F31	FUSE TRANS SPARE	DD 3 A
F31	FUSE TRANS SPARE	DE 2 A

REF	DESCRIPTION	PAGE
F31	FUSE TRANS SPARE	NB 2 A
F38	FUSE ENGINE CONTROL UNIT	AA 1 D
F38	FUSE ENGINE CONTROL UNIT	CA 0 A
F41	FUSE, ENG. ACC.	AA 1 D
F41	FUSE, ENG. ACC.	CG 0 A
F43	F43 FUSE, ENG COMP #2	AA 2 D
F43	F43 FUSE, ENG COMP #2	CA 0 B
F49	FUSE, ABS	AA 0 D
F49	FUSE, ABS	EA 3 A
F49	FUSE, ABS	ED 3 A
F54	FUSE, DPF, BAT	AB 2 B
F56	FUSE TELMA	AA 2 D
F56	FUSE TELMA	NA 3 A
F60	FUSE, ENG COMP #1	AB 3 B
F60	FUSE, ENG COMP #1	CA 0 A
F60	FUSE, ENG COMP #1	CE 3 A
F62	FUSE, EAT BATT.	AB 3 B
F62	FUSE, EAT BATT.	CD 3 A
F63	FUSE, INSTR CLUSTER (EMS)	AB 2 C
F63	FUSE, INSTR CLUSTER (EMS)	BE 0 A
F64	FUSE, DPF, IGN	AB 2 C
F64	FUSE, DPF, IGN	CA 4 A
F65	TGW2	AB 2 C
F68	FUSE M-DRIVE TECU	DE 1 C
F69	FUSE, EAT EMS	AB 3 C
F69	FUSE, EAT EMS	CF 0 A
F70	FUSE M-DRIVE GSECU	DE 2 C
F71	FUSE, TRANS (BATT)	AB 4 B
F71	FUSE, TRANS (BATT)	DD 0 A
F71	FUSE, TRANS (BATT)	DE 2 A
F80	FUSE CUMMINS ECU	CE 1 B
F81	FUSE, METHANE DETECTOR	CK 4 C
F82	TGW	BI 0 C
F83	TGW	BI 2 B
F84	TGW	BI 0 A
FM1	FUSE, MAIN GND, PREHEATING	AD 1 B
FM3	FUSE, MAIN PWR, CAB	AC 3 D
FM5	FUSE LNG FUEL SENSOR	CG 0 C
G01	BATTERY	AC 3 C
G01	BATTERY	AD 1 B
G01	BATTERY	BM 0 C
G01	BATTERY	BP 0 A
G01	BATTERY	CF 0 B
G01	BATTERY	NB 1 B
G02	ALTERNATOR	AC 4 A
G02	ALTERNATOR	AD 1 D
H02_1_114	Horn	GQ 3 D
H03	REVERSE WARNER, ACOUSTIC	GF 2 B
H16	METHANE FUME DETECTOR	CK 1 B
H17	METHANE DETECTION STATUS	CK 3 B

REFERENCES

REF	DESCRIPTION	PAGE
INLFUS3		ID 2 A
M01L	MOTOR WINDSHIELD WIPER LH	GP 3 C
M01R	MOTOR WINDSHIELD WIPER RH	GP 2 C
M02	MOTOR WS. WASHER PUMP	GP 0 C
M110LH	MIRROR, LH, HEATED	ID 0 D
M110LHL MATE	MIRROR, LH, HEATED, LIGHTED	IC 2 D
M110LHM	MIRROR, LH, HEATED, MOTORIZED	IC 0 D
M110RHL MATE	MIRROR, RH, HEATED, LIGHTED	IC 3 D
M110RHM	MIRROR, RH, HEATED, MOTORIZED	IC 1 D
M110RHM	MIRROR, RH, HEATED, MOTORIZED	ID 1 D
M120A	MOTOR, AUX. COOLING FAN #1	CD 0 E
M120B	MOTOR, AUX. COOLING FAN #2	CD 1 E
M121A	MOTOR AUX COOLING FAN #1	CD 2 D
M121B	MOTOR AUX COOLING FAN #2	CD 3 D
MC_DUAL_PTO_JMP	PLUG, JUMPER WIRE	BC 0 B
OBD		XA 1 D
OBD		XC 2 E
OBD		XD 2 D
R01	HEATER, ENGINE PREHEAT	AD 0 D
R01A	RESISTOR 110V ENGINE HEATER	CC 3 D
R04	CIGAR LIGHTER	KC 3 C
R05	AIR DRYER, HEATED	FA 2 C
R05 A	AIR DRYER	FA 0 C
R08	RESISTOR, TERMINATION J1939 CAN	XA 2 A
R08	RESISTOR, TERMINATION J1939 CAN	XB 3 B
R08-2	RESISTOR, TERMINATING DATALINK 2	XC 1 D
R09	HEATER, FUEL WATER SEPARATOR	CC 2 C
R14	Termination resistor	XC 4 C
R18A	HEATER, HEATED DRAIN VALVE, COOLING TANK	FA 2 C
R18B	HEATER, HEATED DRAIN VALVE, WET TANK	FA 1 C
R21A	TERM RESISTOR	XE 2 B
R21B	TERM RESISTOR	XE 1 C
R29	HEATER, NOxCARE TANK TO PUMP HOSE	CH 4 D
R31	HEATER, NOxCARE PUMP TO INJECTOR HOSE	CH 3 D
R34	Termination resistor	XB 1 E
R39A	RESISTOR CUMMINS PULL UP IVS	BC 1 B
R39B	RESISTOR CUMMINS PULL DOWN FUEL LEVEL	BF 0 C
RC2_MATE	ELECTICAL EQUIPMENT; 3 RELAYS	BO 2 D
RD		AC 3 B
RD		AD 0 A
RLY01	RELAY, EMS #1	AB 3 C
RLY02	RELAY, EMS #2	AA 2 C
RLY03	RELAY, IGN. #1	AA 0 B
RLY04	RELAY, IGN #3	AA 3 C
RLY06	RELAY, EMERGENCY STOP LAMP	GA 3 B
RLY07	RELAY 07, PTO #2	BN 2 B
RLY10B	RELAY, HORN, REMOTE	BO 0 D
RLY11	RELAY, TRAILER TAIL LAMP	GG 1 B
RLY12	RELAY, TRAILER STOP LAMP	GG 2 B
RLY13	RELAY, CAB & TRAILER CLEARANCE LAMP	GA 1 C

REF	DESCRIPTION	PAGE
RLY14	RELAY, HORN	GQ 3 D
RLY016A	RELAY, WINDSHIELD WIPER RH LOW	GP 1 B
RLY016B	RELAY, WINDSHIELD WIPER RH HIGH	GP 2 B
RLY016C	RELAY WINDSHIELD WIPER LH LOW	GP 3 B
RLY016D	RELAY WINDSHIELD WIPER LH HIGH	GP 3 B
RLY17	RELAY, REVERSE POWER	DD 3 B
RLY17	RELAY, REVERSE POWER	KB 2 E
RLY28	RELAY, CB BINDING POST	KC 2 B
RLY29	RELAY, NEUTRAL POWER	NB 3 B
RLY34	RELAY, PRE-EMS	AA 1 B
RLY35	RELAY, HVAC CAB	HA 2 B
RLY36	RELAY, START CNTL 1	AC 1 C
RLY38	RELAY, LO BEAM LH	GD 0 B
RLY39	RELAY, LO BEAM RH	GD 0 B
RLY45	RELAY PTO ENABLE	DD 4 B
RLY46	RELAY RANGE PTO	DD 3 B
RLY47	RELAY RETARDER	DD 2 B
RLY48	RELAY STOP LAMPS	DD 2 B
RLY52	RELAY, HIGH BEAM	GA 1 B
RLY53	RELAY 53, SPARE 5	NA 2 D
RLY58	RELAY BEACON LAMP PTO	FC 1 B
RLY59	RELAY BEACON LAMP REVERSE	FC 2 B
RLY60	RELAY, PARK BRAKE STOP LAMP	GA 4 B
RLY61	RELAY, LIFT AXLE REVERSE	FB 0 A
RLY61B	RELAY, LIFT AXLE, PUMP ON	BO 1 B
RLY62	RELAY, REVERSE BODY POWER	NB 3 B
RLY63	RELAY, POWER INDICATOR	GA 3 D
RLY63 JMP	JUMPER, CLEARANCE LIGHTS	GA 2 E
RLY64	RELAY 64, SPARE 1	BK 2 B
RLY64	RELAY 64, SPARE 1	BL 1 B
RLY64	RELAY 64, SPARE 1	BN 4 B
RLY64	RELAY 64, SPARE 1	NA 0 D
RLY65	RELAY 65, SPARE 2	BK 0 C
RLY65	RELAY 65, SPARE 2	BL 0 B
RLY65	RELAY 65, SPARE 2	BN 1 B
RLY65	RELAY 65, SPARE 2	NA 0 C
RLY66	RELAY 66, SPARE 3	BK 3 B
RLY66	RELAY 66, SPARE 3	BL 3 C
RLY66	RELAY 66, SPARE 3	BN 3 B
RLY66	RELAY 66, SPARE 3	NA 1 D
RLY67	RELAY 67, SPARE 4	BK 1 C
RLY67	RELAY 67, SPARE 4	BL 3 C
RLY67	RELAY 67, SPARE 4	BN 0 C
RLY67	RELAY 67, SPARE 4	NA 1 C
RLY68	RELAY, ENGINE COMP #1	CA 0 B
RLY73	RELAY M-DRIVE POWER	DE 2 B
RLY89	RELAY METHANE DETECTOR	CK 0 B
RLY91	RELAY 91, AUX FAN #1	CD 0 C
RLY92	RELAY 92, AUX FAN #2	CD 1 C
RLY94	RELAY, START INTERRUPT 1	BM 0 B

REFERENCES

REF	DESCRIPTION	PAGE
RLY95	RELAY, START INTERRUPT 2	BM 0 B
RLY95	RELAY, START INTERRUPT 2	BQ 1 B
RLY98	RELAY PDLO	BD 3 D
RLY99	RELAY, METHANE DETECT	CK 0 C
RLY100A	RELAY, MOTO MIRROR	ID 2 D
RLY100B	RELAY, MOTO MIRROR	ID 2 D
RLY100C	RELAY, MOTO MIRROR	ID 3 D
RLY100D	RELAY, MOTO MIRROR	ID 4 D
RLY101	RELAY M-DRIVE REVERSE	BE 4 B
S01	SW. MAIN LIGHTING SELECT. TYPE	GA 0 B
S006	SWITCH, SPEED CONTROL	BA 2 B
S07	SWITCH' ENG BRK SELECTOR	BA 2 B
S007	SWITCH, SET/RESUME	BA 1 B
S008	SWITCH, S/D OVERRIDE	BA 4 B
S009	SWITCH WIPER CTRL	GP 0 B
S013	SWITCH, MIRROR DEFROST	IC 3 B
S016	SWITCH, ATC LIMITED SLIP	EA 2 B
S016	SWITCH, ATC LIMITED SLIP	ED 2 B
S017B	SW. FRONT RH DOME LMP	GH 3 D
S018_1	POSITION SWITCH, PTO 1	BC 3 B
S018_2	POSITION SWITCH, PTO 2, R.H.	FB 1 D
S18A	SWITCH, POWER TAKE OFF (PTO #1)	BC 2 B
S18B	SWITCH, POWER TAKE OFF (PTO #2)	FB 1 B
S019	SWITCH, POWER DIVIDER LOCKOUT	FB 4 C
S019A	SWITCH, POWER DIVIDER LOCKOUT	FB 4 C
S020	SWITCH, AIR SUSP.	FB 2 B
S023	SWITCH, NEUTRAL CONTROL	FB 3 C
S024	SW. INTERWHL DIFF. LOCK	BD 2 B
S24C	SWITCH RETARDER	DD 1 B
S28C	SWITCH, PUMP/ DRIVE MODE, PTO #2 PTO #1	BN 1 B
S030	SWITCH, MIRROR CONTROL	IC 1 B
S030	SWITCH, MIRROR CONTROL	ID 0 B
S030A	SWITCH, MIRROR CONTROL	ID 3 A
S036	SWITCH, IGNITION	AC 0 B
S036B	SWITCH, PUSH BUTTON START	AC 1 B
S038	SW. PRESSURE SERVICE BRKE.	GA 3 B
S038C	SWITCH, SERVICE BRAKE	BB 2 D
S038G	SWITCH PRESSURE SWITCH BRAKE STATUS	BB 1 A
S039	SWITCH, DIRECTIONAL SIGNAL	GA 2 C
S039	SWITCH, DIRECTIONAL SIGNAL	GQ 0 A
S040P	SW. PRESSURE PRIM. LOW AIR	BF 3 D
S040S	SW. PRESSURE SEC. LOW AIR	BF 3 D
S042	SWITCH, BACK UP	BE 2 A
S43	SW. PRESS. PRKNG BRKE INDICATOR, NC.	BA 3 D
S43D	SW. PRESS PARK BRAKE BODYBUILDER	BQ 2 C
S044	SWITCH, CLUTCH	BB 2 C
S045	SW. DRL OVERRIDE	BA 2 D
S047	SWITCH, IWDL FRT ENGAGED	BG 2 D
S047A	SWITCH, IWDL, FRT ENGAGED	BG 2 D
S048	SWITCH, IWDL RR ENGAGED	BG 2 C

REF	DESCRIPTION	PAGE
S048A	SWITCH, IWDL, RR ENGAGED	BG 2 C
S051A	SWITCH, AUX. LIFT AXLE, PUSHER	FB 0 B
S051B	SWITCH, AUX. LIFT AXLE, TAG	FB 0 C
S63	POSITION SWITCH, LOW/HIGH RANGE GEAR	BN 4 C
S72	SWITCH, WATER IN FUEL	BB 2 A
S90_1	SWITCH, PRESS. NO NEUTRAL	FB 3 A
S108	SWITCH MUNCIE PTO PUMP	FC 1 B
S110	SWITCH, PARK BRAKE, NEUTRAL	NB 2 B
S111	SWITCH, SMART, DPF	CA 4 B
S112	SWITCH, BODY BUILDER PARK BRAKE	BB 0 D
S112_JMP	JUMPER, SWITCH, BODY BUILDER PARK BRAKE	BB 2 D
S112A	SWITCH, BODY BUILDER PARK BRAKE	BK 0 D
S112B	SWITCH, BODY BUILDER PARK BRAKE	BN 1 C
S113	SWITCH, ODOMETER/ HOURMETER TRIP RESET	BE 0 C
S115	SWITCH, REAR VIEW CAMERA	KA 1 B
S116	SWITCH, PRESSURE, N.O., DUAL PTO	FB 1 E
S116A	SWITCH, PRESSURE, N.O. PTO	BL 0 C
S137	SWITCH PARKER PTO	FD 1 B
S169	SWITCH, BATTERY MAIN	AC 3 E
S171A	SWITCH GEAR LEVER I-SHIFT PUSH BUTTON	DF 4 C
S213	Switch, Hill Assist	ED 2 B
S320	SWITCH, PRESSURE PARKER PTO	FD 2 C
S493	SWITCH BRAKE AUTO NEUTRAL	BH 2 B
V27	DIODE, PTO EHT	BK 2 B
V27	DIODE, PTO EHT	BL 1 B
V27_MATE	DIODE, PTO EHT	BK 2 C
V27_MATE	DIODE, PTO EHT	BL 1 C
V30	DIODE, STOP LAMP	BF 3 D
V35	DIODE, METHANE DETECTION	CK 0 D
V35A	DIODE, MOTO MIRROR	ID 2 C
V35B	DIODE, MOTO MIRROR	ID 3 C
V35C	DIODE, MOTO MIRROR	ID 3 C
V35D	DIODE, MOTO MIRROR	ID 4 C
V36	DIODE, ALLISON REVERSE MUTE	DD 3 C
X0C	SPLICE PACK, ILLUMINATION, SEE DIAGRAM GH BA 2 A	
X0C	SPLICE PACK, ILLUMINATION, SEE DIAGRAM GH BC 3 A	
X0C	SPLICE PACK, ILLUMINATION, SEE DIAGRAM GH BD 2 A	
X0C	SPLICE PACK, ILLUMINATION, SEE DIAGRAM GH CA 4 A	
X0C	SPLICE PACK, ILLUMINATION, SEE DIAGRAM GH FB 4 A	
X0C	SPLICE PACK, ILLUMINATION, SEE DIAGRAM GH FC 1 A	
X0C	SPLICE PACK, ILLUMINATION, SEE DIAGRAM GH GH 3 B	
X0C	SPLICE PACK, ILLUMINATION, SEE DIAGRAM GH GP 1 A	
X0C	SPLICE PACK, ILLUMINATION, SEE DIAGRAM GH HA 2 A	
X0C	SPLICE PACK, ILLUMINATION, SEE DIAGRAM GH IC 4 A	
X0C	SPLICE PACK, ILLUMINATION, SEE DIAGRAM GH NB 0 A	
X1	STUD, CAB GROUND #1	AD 2 C
X01A	Connector, vehicle diagnostics 16 poles	XB 1 D
X01A	Connector, vehicle diagnostics 16 poles	XC 3 E
X01A	Connector, vehicle diagnostics 16 poles	XD 3 D
X01C	Connector, vehicle diagnostics, ISX	XB 1 D

REFERENCES

REF	DESCRIPTION	PAGE
X01C	Connector, vehicle diagnostics, ISX	XE 2 C
X2	STUD, CAB GROUND #2	AD 2 B
X2_SP1	SPLICE PACK, GROUND X2A6	AD 4 A
X2_SP1	SPLICE PACK, GROUND X2A6	BC 2 C
X2_SP1	SPLICE PACK, GROUND X2A6	BD 2 C
X2_SP1	SPLICE PACK, GROUND X2A6	BI 0 C
X2_SP1	SPLICE PACK, GROUND X2A6	CA 3 C
X2_SP1	SPLICE PACK, GROUND X2A6	CK 0 D
X2_SP1	SPLICE PACK, GROUND X2A6	FB 4 D
X2_SP1	SPLICE PACK, GROUND X2A6	FC 0 D
X2_SP1	SPLICE PACK, GROUND X2A6	GA 0 C
X2_SP1	SPLICE PACK, GROUND X2A6	HA 2 B
X2_SP1	SPLICE PACK, GROUND X2A6	IC 3 B
X2_SP1	SPLICE PACK, GROUND X2A6	NA 2 B
X06D_MATE	CONNECTOR, ALLISON BODY BUILDER	BH 0 D
X06D_MATE_BL	CONNECTOR, ALLISON BODYBUILDER, BODYLINK	BM 2 A
X06D_MATE_BL	CONNECTOR, ALLISON BODYBUILDER, BODYLINK	BQ 1 D
X07A	POWER OUTLET #1	KC 1 C
X07B	POWER OUTLET, PANEL	BO 1 C
X10	B+ pass through, Cab	AC 4 D
X11	CONNECTOR, ENGINE MANAGEMENT INTERFACE	CA 0 C
X11A2_389	CONNECTORS CUMMINS ISL G ENGINE INTERFACE	CE 0 C
X21F	BODYLINK TMC RP170 POWERTRAIN	BQ 0 D
X21G	BODYLINK TMC RP170 LIGHTING	BP 3 D
X21H	BODYLINK TMC RP170 POWER	BP 0 D
X31A	JUNCTION BLOCK, 14 POST MAIN	BI 3 A
X31A	JUNCTION BLOCK, 14 POST MAIN	BJ 1 B
X31A	JUNCTION BLOCK, 14 POST MAIN	BK 1 B
X31A	JUNCTION BLOCK, 14 POST MAIN	BL 1 B
X31A	JUNCTION BLOCK, 14 POST MAIN	BM 1 D
X31A	JUNCTION BLOCK, 14 POST MAIN	BN 1 B
X31A	JUNCTION BLOCK, 14 POST MAIN	BP 1 B
X31A	JUNCTION BLOCK, 14 POST MAIN	BQ 0 D
X31A	JUNCTION BLOCK, 14 POST MAIN	GG 1 C
X32A	BODY BUILDER JUNCTION A BOC	GG 1 D
X32B	BODY BUILDER JUNCTION B BOC	NB 4 C
X33A	BODY BUILDER JUNCTION A EOF	GG 1 E
X33B	BODY BUILDER JUNCTION B EOF	NB 4 C
X34R_MATE	JUNCTION, OVERHEAD CB PROVISION	KC 3 C
X41	JUNCTION BLOCK, 7 POST, BODY BUILDER	BJ 2 B
X41	JUNCTION BLOCK, 7 POST, BODY BUILDER	BK 4 B
X41	JUNCTION BLOCK, 7 POST, BODY BUILDER	BL 4 B
X41	JUNCTION BLOCK, 7 POST, BODY BUILDER	BM 1 A
X41	JUNCTION BLOCK, 7 POST, BODY BUILDER	BN 1 A
X41	JUNCTION BLOCK, 7 POST, BODY BUILDER	BO 0 B
X41	JUNCTION BLOCK, 7 POST, BODY BUILDER	BP 2 B
X41	JUNCTION BLOCK, 7 POST, BODY BUILDER	KA 0 B

REF	DESCRIPTION	PAGE
X41	JUNCTION BLOCK, 7 POST, BODY BUILDER	NB 3 D
X42	JUNCTION BLOCK, 7 POST, OPTIONS	BJ 2 B
X42	JUNCTION BLOCK, 7 POST, OPTIONS	BM 4 B
X42	JUNCTION BLOCK, 7 POST, OPTIONS	BO 1 B
X42	JUNCTION BLOCK, 7 POST, OPTIONS	BP 1 B
X42	JUNCTION BLOCK, 7 POST, OPTIONS	KB 3 A
X42	JUNCTION BLOCK, 7 POST, OPTIONS	NB 1 C
X45A	RECEPTACLE 110V ENGINE HEATER	CC 3 C
X135	Chassis Ground Stud	AD 2 D
X135	Chassis Ground Stud	BP 1 D
X136	Cab Passthrough Ground Stud	AD 2 C
X140	Battery Box Ground Stud	AD 1 C
X194	CONNECTOR, TGW BODYBUILDER INTERFACE	BI 0 D
X194_AM	CONNECTOR, TGW BB INTERFACE	BI 2 D
XBB	STUD, CHASSIS GROUND AT BODY BUILDER BRAC	BM 3 E
XJN		AD 1 B
XJP		AC 4 A
Y11	SOL. VALVE, ABS LH FRT	EA 0 B
Y11	SOL. VALVE, ABS LH FRT	ED 0 D
Y12	SOL. VALVE, ABS RH FRT	EA 1 B
Y12	SOL. VALVE, ABS RH FRT	ED 1 D
Y13	SOL. VALVE, ABS LH RR	EA 1 D
Y13	SOL. VALVE, ABS LH RR	ED 0 B
Y14	SOL VALVE, ABS RH RR	EA 1 D
Y14	SOL VALVE, ABS RH RR	ED 0 B
Y15	SOL VALVE, ABS LH 3RD AXLE	EA 3 D
Y15	SOL VALVE, ABS LH 3RD AXLE	ED 2 D
Y16	SOL VALVE, ABS RH 3RD AXLE	EA 3 D
Y16	SOL VALVE, ABS RH 3RD AXLE	ED 3 D
Y18	Solenoid valve, PTO (Power Take Off)	FC 1 C
Y18G	Solenoid valve, PTO (Power Take Off)	DE 0 C
Y35	SOLENOID ENGINE FAN	CA 1 C
Y35A	SOLENOID ENGINE FAN	CE 1 D
Y42	Clutch, magnetic, air conditioning compr	HA 2 E
Y51	SOL VALVE AIR DRYER	FA 1 C
Y57	SOL. VALVE, ATC	EA 1 D
Y57	SOL. VALVE, ATC	ED 1 B
Y62	SOLENOID ACCUMULATOR	DC 1 C
Y80	SOLENOID VALVE, ADBLUE DOSING UNIT	CF 3 A
Y81	SOLENOID VALVE, UREA HEATING TANK	CF 2 D
Y86	SOLENOID, MULTI VALVE ASSY.	FB 1 D
Y88	SOLENOID, LIFT AXLE	FB 0 D
Y95	SOLENOID HIGH NG PRESSURE LOCKOFF	CG 0 C
Y106	Solenoid valve, Hill Assist brake applica	ED 3 D
Y157	SOLENOID, PARKER PTO	FD 3 C
Y186	SOLENOID VALVE EXTENSION UNIT	DF 2 B