

Engineering Release Notice (ERN)	Location	Change Description	A = Added D = Deleted	W = Was	Document Release Status
D-18592-14		See DCN			Date RELEASED Modification Count

WIRING DIAGRAM INDEX

NAME	DESCRIPTION	PAGE
AA	POWER DISTRIBUTION 1/2	2
AB	POWER DISTRIBUTION 2/2	3
AC	KEY SW., START & CHARGING	4
AD	GROUNDING	5
BA	VEHICLE ECU 1/4	6
BB	VEHICLE ECU 2/4	7
BC	VEHICLE ECU 3/4 - DCL CONNECTOR	8
BD	VEHICLE ECU 4/4	9
BE	INSTURMENT CLUSTER 1/3	10
BF	INSTRUMENT CLUSTER 2/3	11
BG	INSTRUMENT CLUSTER 3/3	12
BH	ALLISON BODY BUILDER INTERFACE	13
BI	TGW2	14
BJ	BODY LINK II CONSTRUCTION BODY BUILDER C	15
BK	CONCRETE DUAL TRANSMISSION PTO BODYBUILD	16
BL	CONCRETE SINGLE DRIVESHAFT PTO BODYBUILD	17
BN	CONCRETE DUAL DRIVESHAFT PTO PACKAGE	18
BO	CONCRETE DUAL DRIVESHAFT PTO PACKAGE 2/2	19
BP	RP170 BODYBUILDER WIRING 1/2	20
BQ	RP170 BODYBUILDER WIRING 2/2	21
BR	DRL OVERRIDE SWITCH	22
BS	PTO SWITCH INTERFACE MODULE	23
BY	TMC RP1226 DRIVECAM PREP-KIT	24
CA	ENGINE INTERFACE MP7 & MP8	25
CC	ENGINE/FUEL HEATER	26
CD	AUXILIARY COOLING FANS	27
CE	ENGINE INTERFACE CUMMINS ISL-G	28
CF	UREA DOSING SYSTEM	29
CG	CNG FUEL LEVEL	30
CH	UREA DOSING SYSTEM OBD2013 2/3	31
CK	METHANE DETECTION SYSTEM	32

NAME	DESCRIPTION	PAGE
DC	TRANSMISSION CONTROL 5TH GENERATION 1/2	33
DD	TRANSMISSION CONTROL 5TH GENERATION 2/2	34
DE	TRANSMISSION: M-DRIVE 1/2	35
DF	TRANSMISSION: M-DRIVE 2/2	36
EA	ABS MERITOR	37
ED	ABS8 BENDIX	38
FA	AIR DRYER / HEATED DRAIN	39
FB	CHASSIS SOLENOIDS	40
FC	MUNCIE PUMP & BEACON LAMPS	41
FD	PARKER PTO	42
GA	LIGHTING CONTROL	43
GD	LIGHTING - FORWARD / SIGNAL	44
GE	ROOF LAMPS LED BULLIT OVERLAY	45
GF	LIGHTING - TAIL LAMP	46
GG	TRAILER LIGHTING CONTROL	47
GH	INTERIOR LIGHTING	48
GP	WIPER / WASHER	49
GQ	HORN WIRING	50
HA	CLIMATE CONTROL	51
IC	MIRROR CONTROL 1/2	52
ID	MIRROR CONTROL 2/2	53
KA	VISUAL SYSTEMS	54
KB	AUDIO SYSTEMS	55
KC	POWER OUTLET CONNECTIONS	56
NA	SPARE CONNECTORS & FEEDS	57
NB	JUNCTION POSTS	58
XA	DIAGNOSTICS / DATALINK 1 (MACK ENGINE)	59
XB	DIAGNOSTICS / DATALINK 1 (CUMMINS ENGINE)	60
XC	DATALINK 2	61
XD	DATALINK 4	62
XE	DATALINK 10 (CUMMINS ENGINE)	63

The copying, distribution and utilization of this document as well as the communication of its contents to others without expressed authorization is prohibited. Offenders will be held liable for payment of damages. All rights reserved in the event of the grant of a patent, utility model or ornamental design registration.

Document title

WIRING DIAGRAM, TYPE-OM - OBD ENGINE

The legal owner of this document is as stated under "Design Location" in KOLA and in the associated "Part Version Report"

Document type

PRODUCT SCHEMATICS

Document No

23994904

Issue

03

Volume

1 (2)

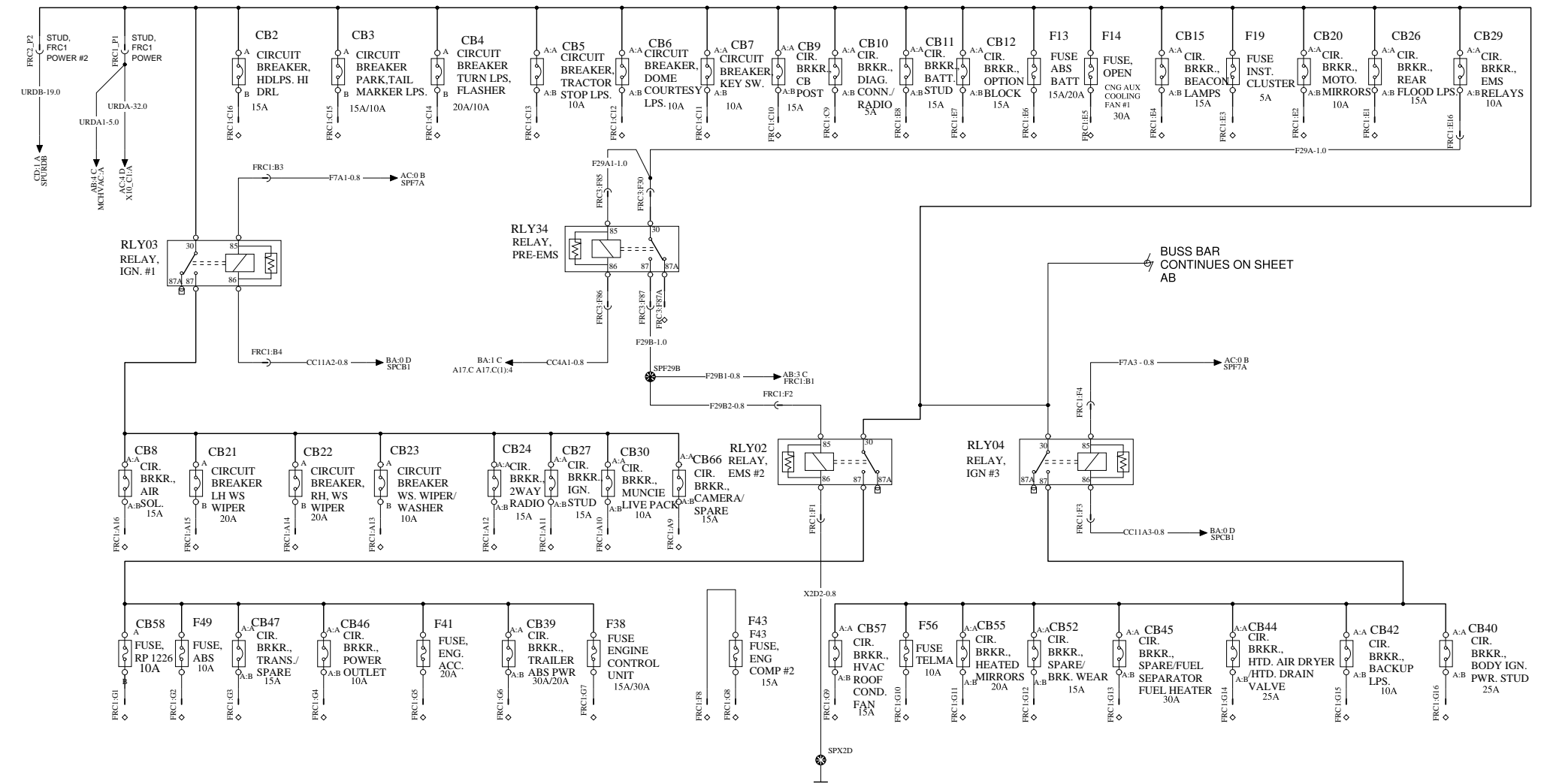

Sheet No

1 (63)

VOLVO
Group Trucks Technology

POWER DISTRIBUTION 1/2

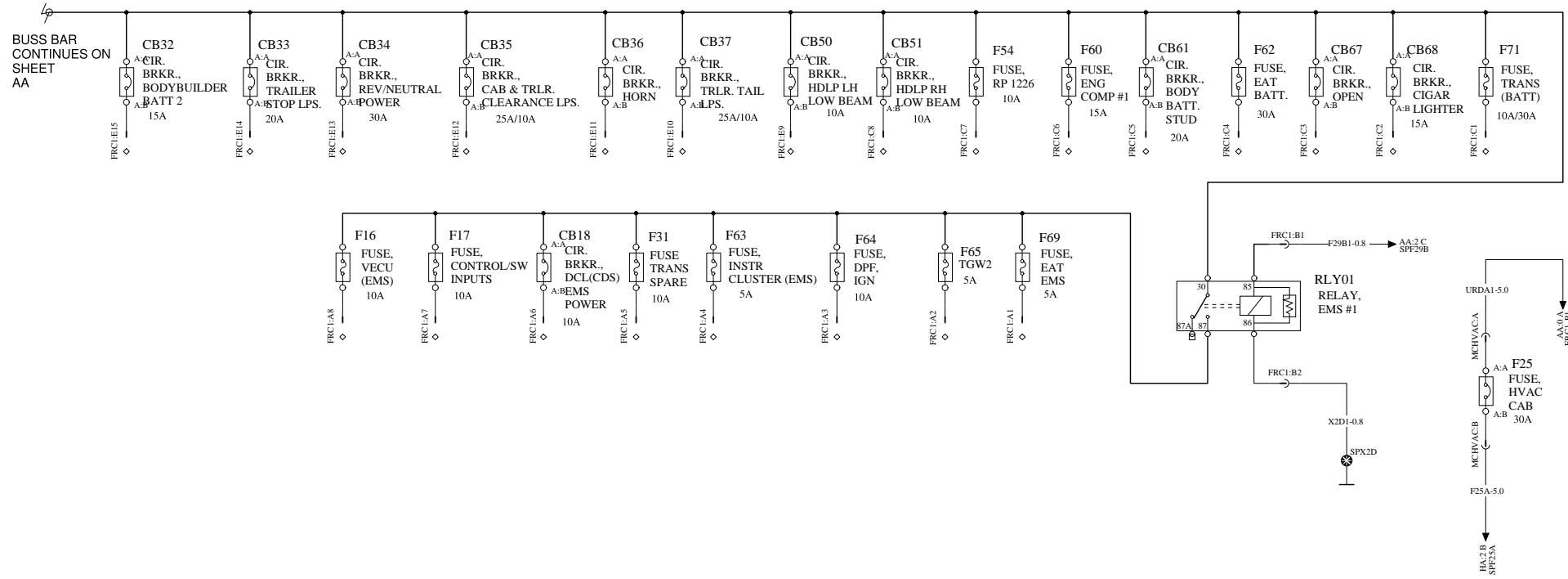

WIRING DIAGRAM: AA



BUSS BAR CONTINUES ON SHEET AB

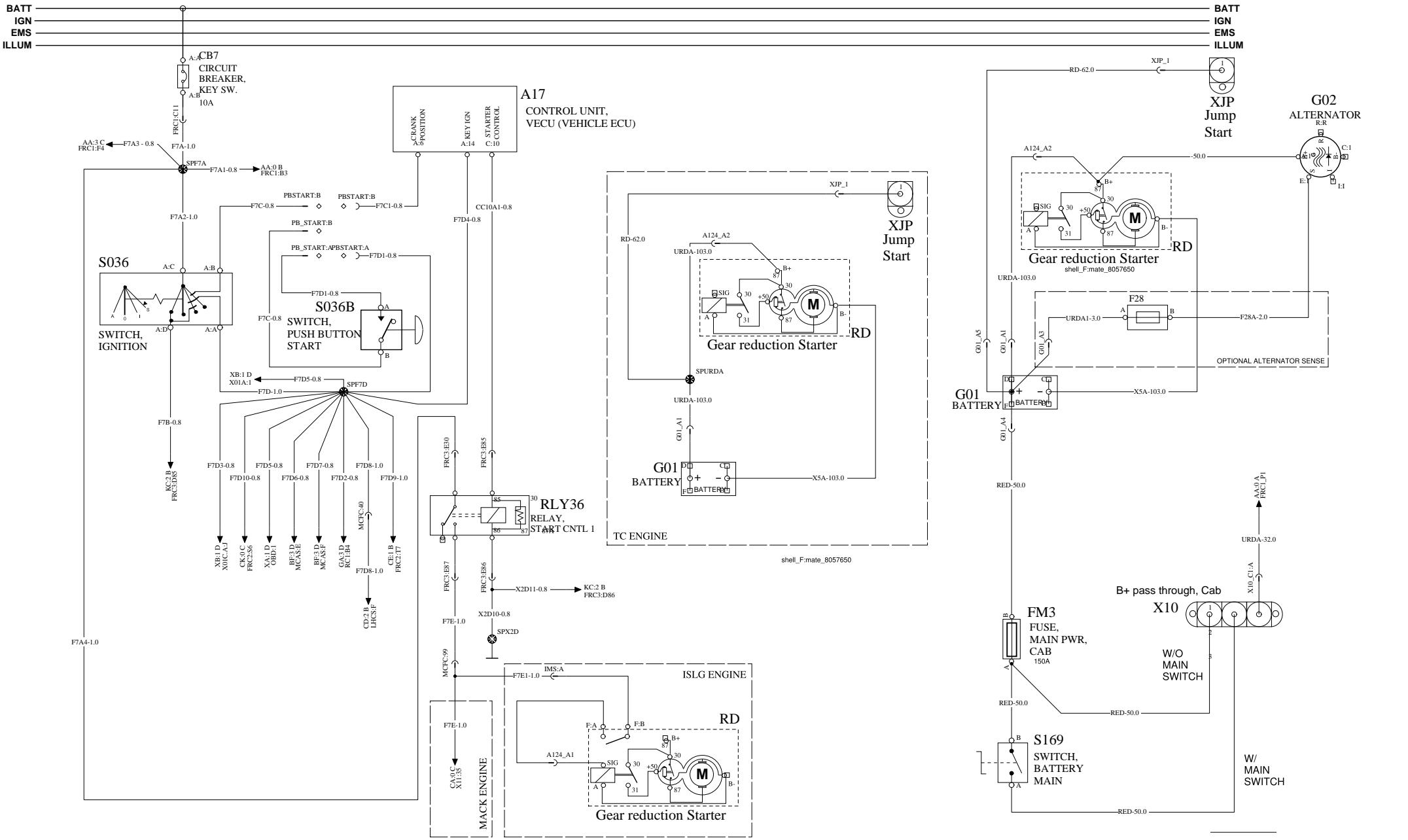
POWER DISTRIBUTION 2/2

WIRING DIAGRAM: AB



KEY SW., START & CHARGING

WIRING DIAGRAM: AC

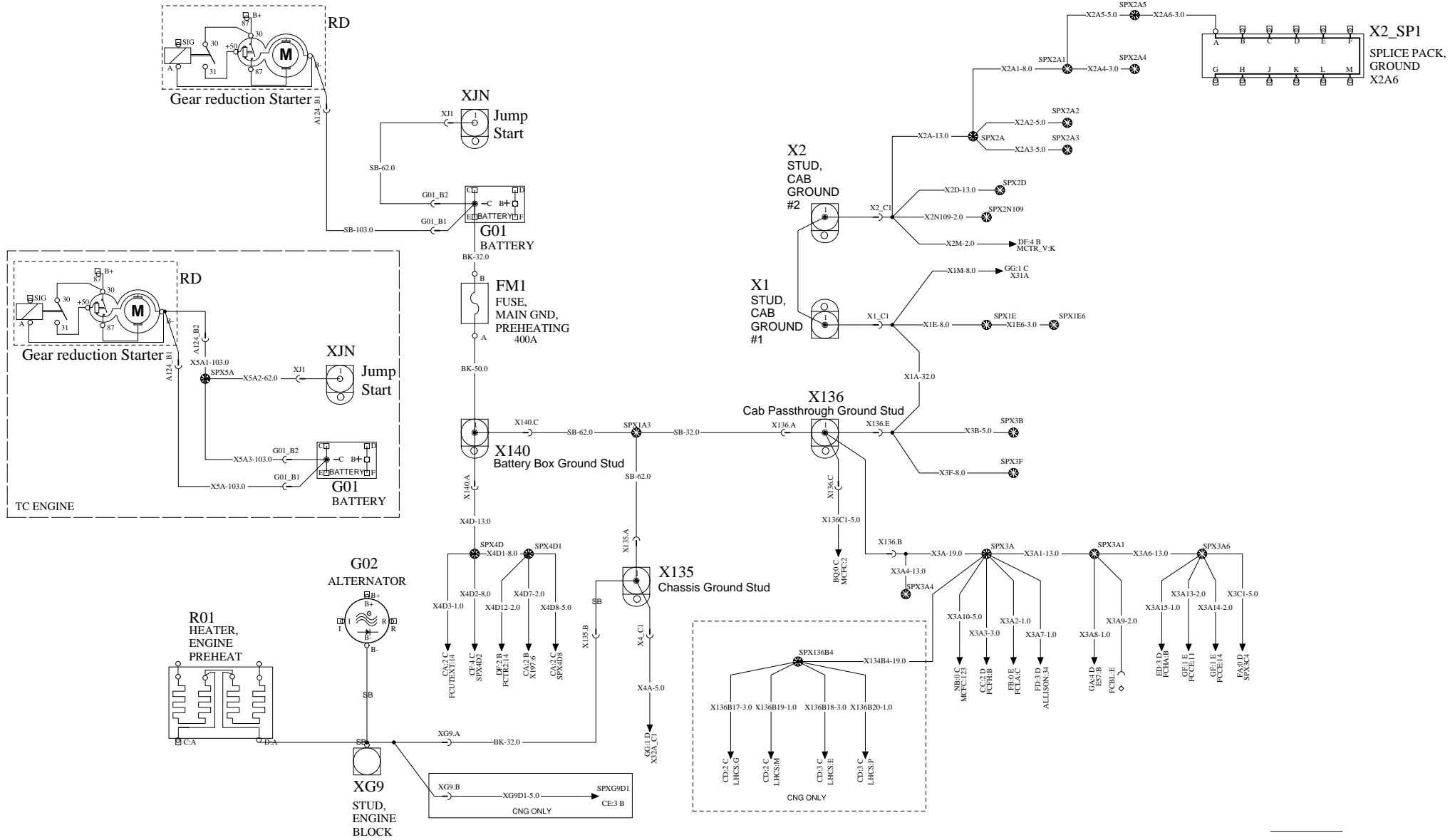


GROUNDING

WIRING DIAGRAM: AD

BATT
IGN
EMS
ILLUM

BATT
IGN
EMS
ILLUM



Document title
WIRING DIAGRAM, TYPE-OM - OBD ENGINE

Document type
PRODUCT SCHEMATIC

Document No	Issue	Volume	Page
23994904	03	1 (2)	5 (63)

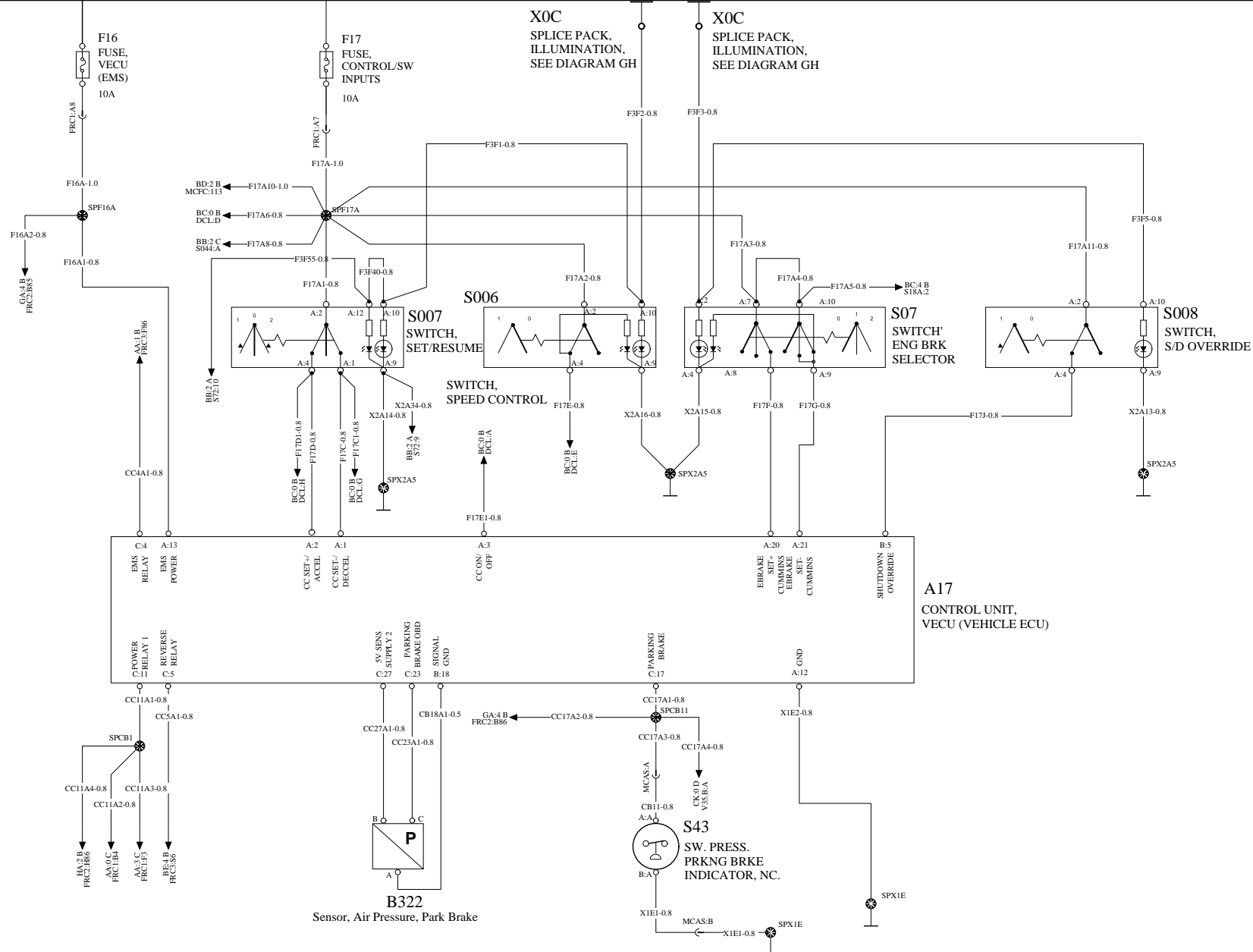
connector/terminal

VEHICLE ECU 1/4

WIRING DIAGRAM: BA

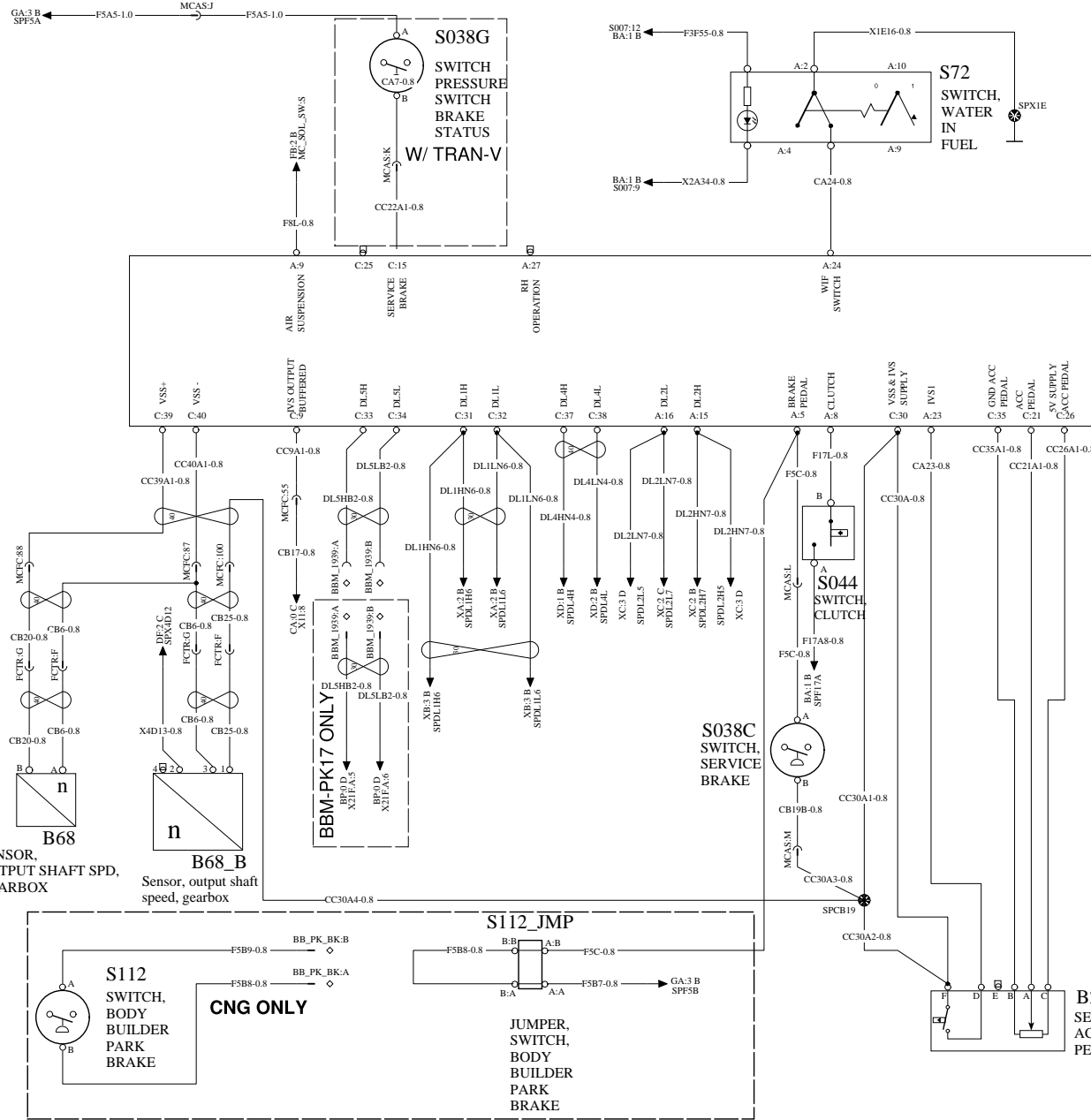
BATT
IGN
EMS
ILLUM

BATT
IGN
EMS
ILLUM



BATT
IGN
EMS
ILLUM

BATT
IGN
EMS
ILLUM



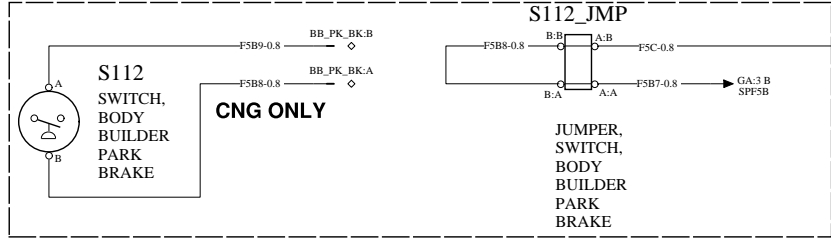
A17
CONTROL UNIT,
VECU (VEHICLE ECU)

B68
SENSOR,
OUTPUT SHAFT SPD,
GEARBOX

B68_B
Sensor, output shaft
speed, gearbox

BBM-PK17 ONLY
BPM 1939/A
BPM 1939/B
BBL 1939/B
X21FA,5

S038C
SWITCH,
SERVICE
BRAKE



S112
SWITCH,
BODY
BUILDER
PARK
BRAKE

CNG ONLY

S112_JMP

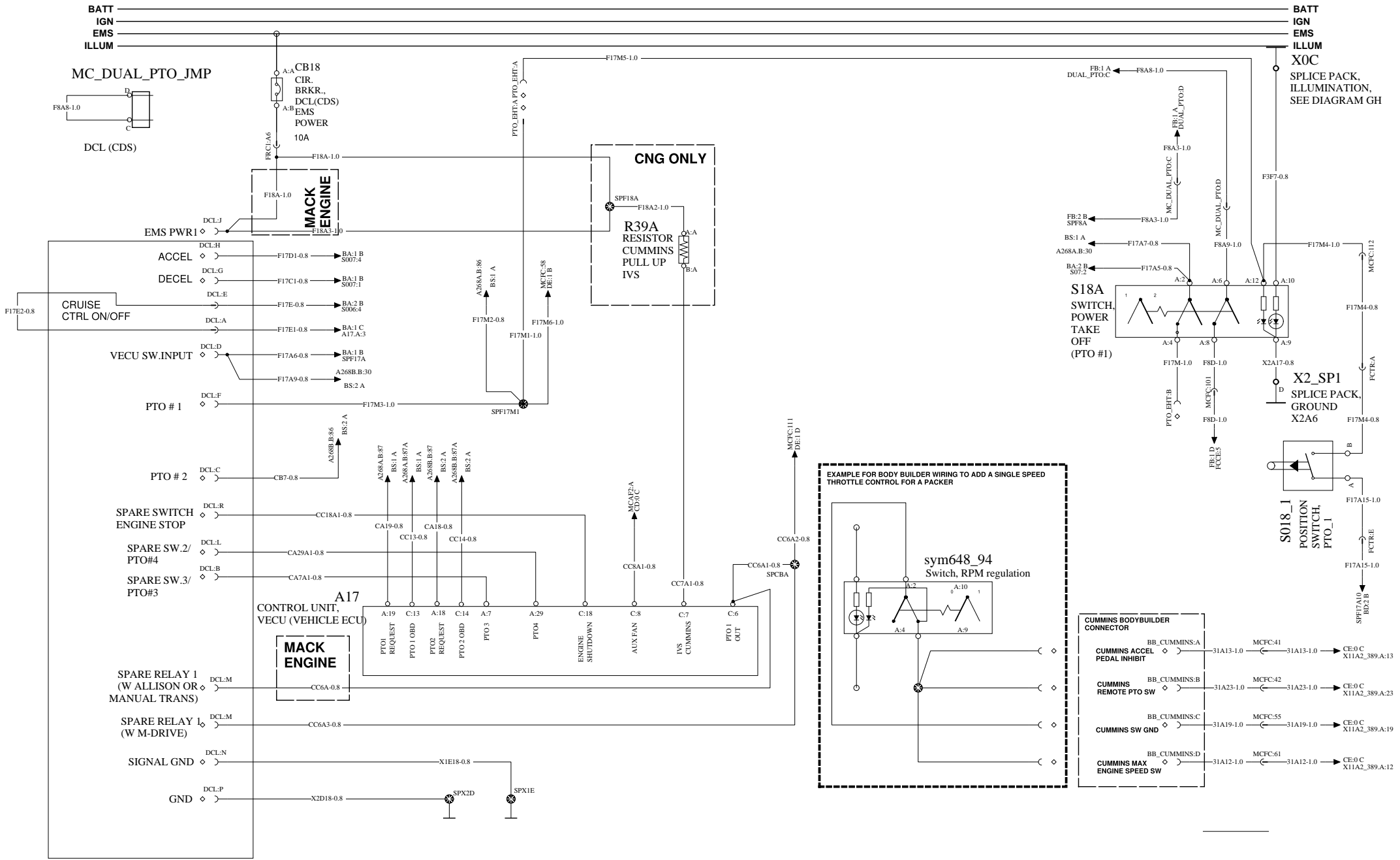
JUMPER,
SWITCH,
BODY
BUILDER
PARK
BRAKE

B25A
SENSOR
ACCELERATOR
PEDAL

VOLVO Group Trucks Technology	Document title	Document No	Issue	Volume	Page
	WIRING DIAGRAM, TYPE-OM - OBD ENGINE	23994904	03	1 (2)	7 (63)
	Document type				
	PRODUCT SCHEMATIC				

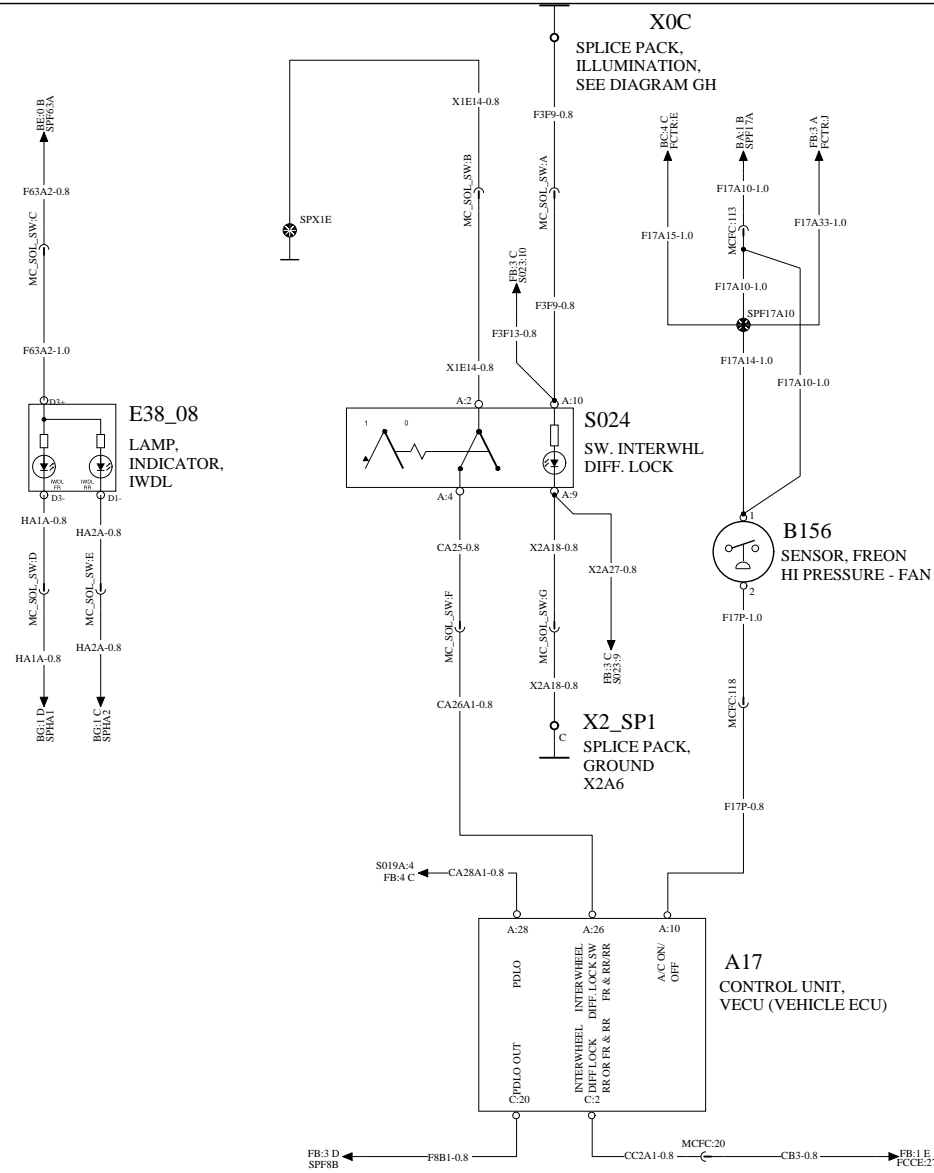
VEHICLE ECU 3/4 - DCL CONNECTOR

WIRING DIAGRAM: BC



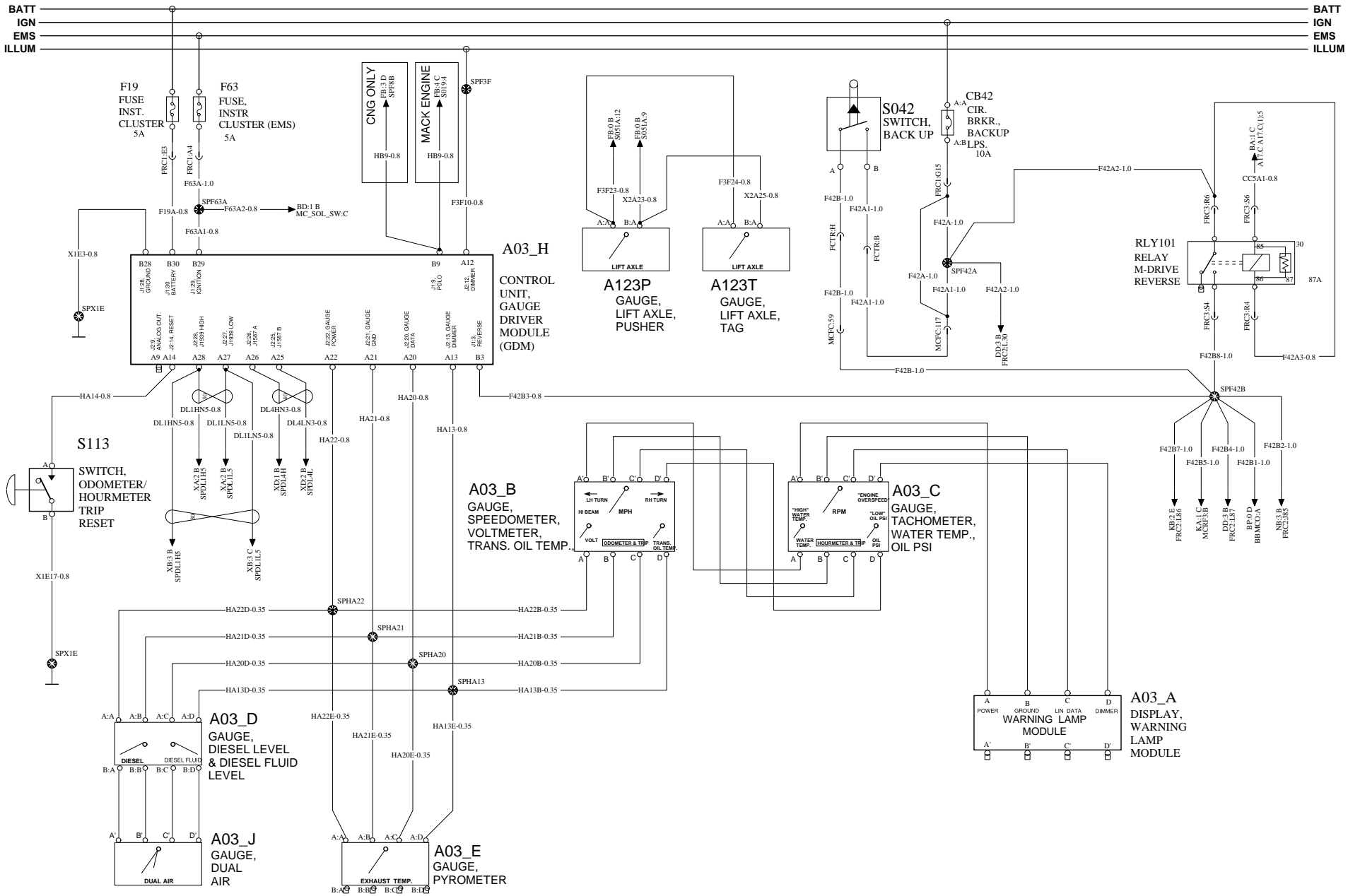
BATT
 IGN
 EMS
 ILLUM


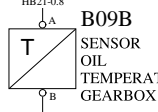
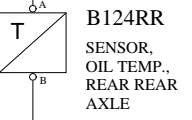
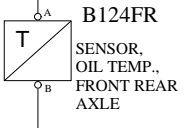
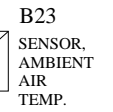
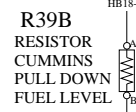
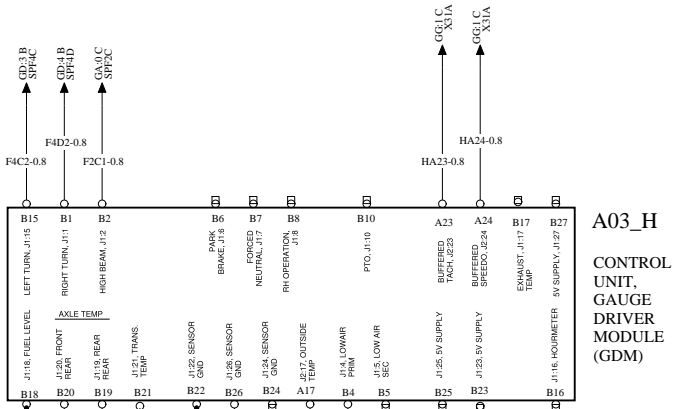

BATT
 IGN
 EMS
 ILLUM




INSTURMENT CLUSTER 1/3

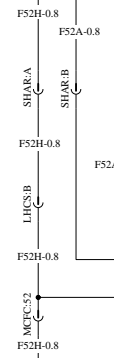
WIRING DIAGRAM: BE








B133
SENSOR,
AIR FILTER
RESTRICTION



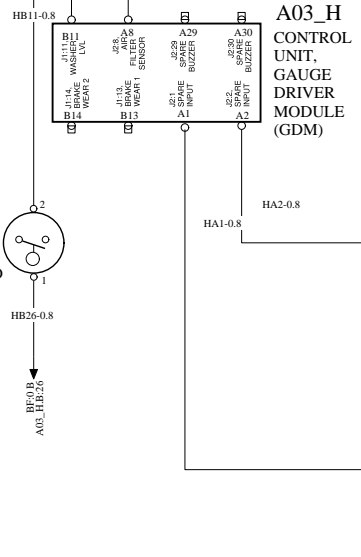
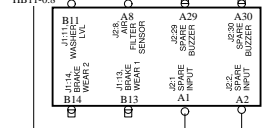
X197
CONNECTOR
EATS



CB52
CIR.
BRKR.,
SPARE/
BRK. WEAR



A03_H
CONTROL
UNIT,
GAUGE
DRIVER
MODULE
(GDM)

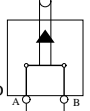


B121
SENSOR,
LOW LEVEL
WASHER FLUID

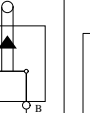


MERITOR

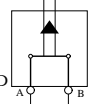
S048
SWITCH,
IWDL
RR ENGAGED



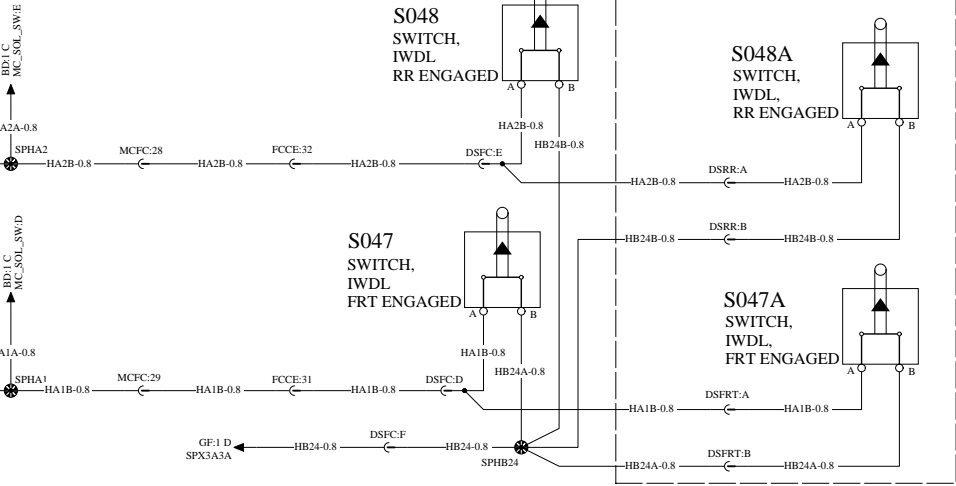
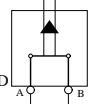
S047
SWITCH,
IWDL
FRT ENGAGED



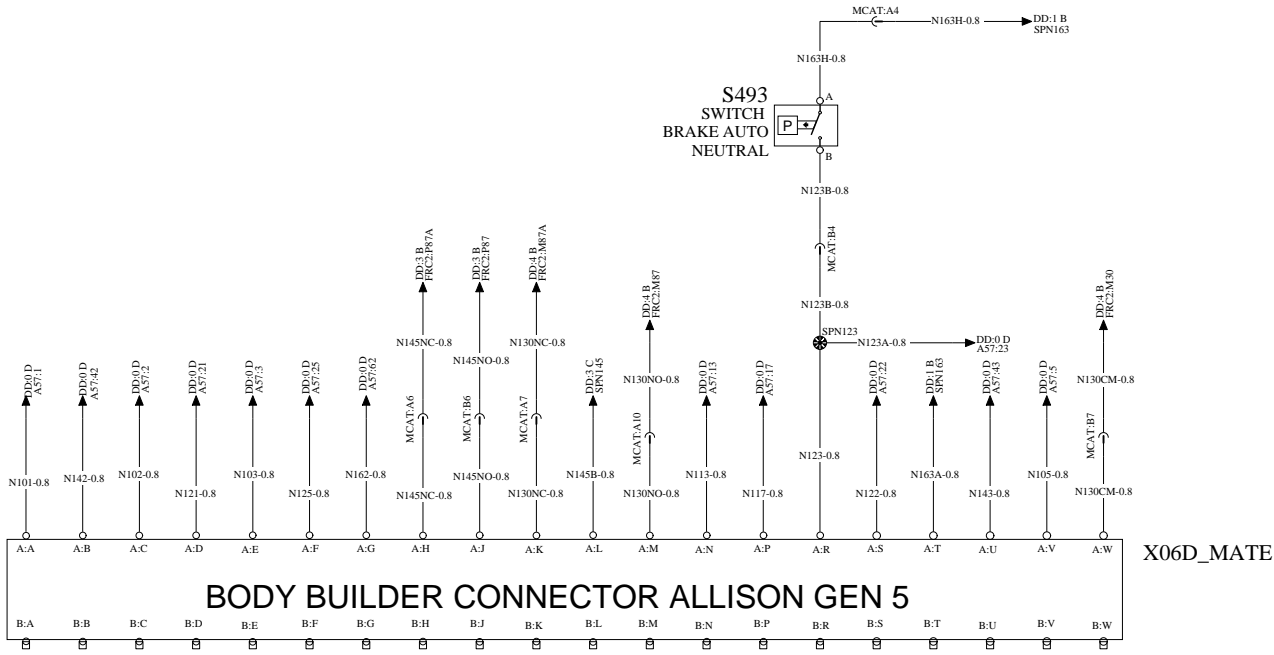
S048A
SWITCH,
IWDL,
RR ENGAGED



S047A
SWITCH,
IWDL,
FRT ENGAGED



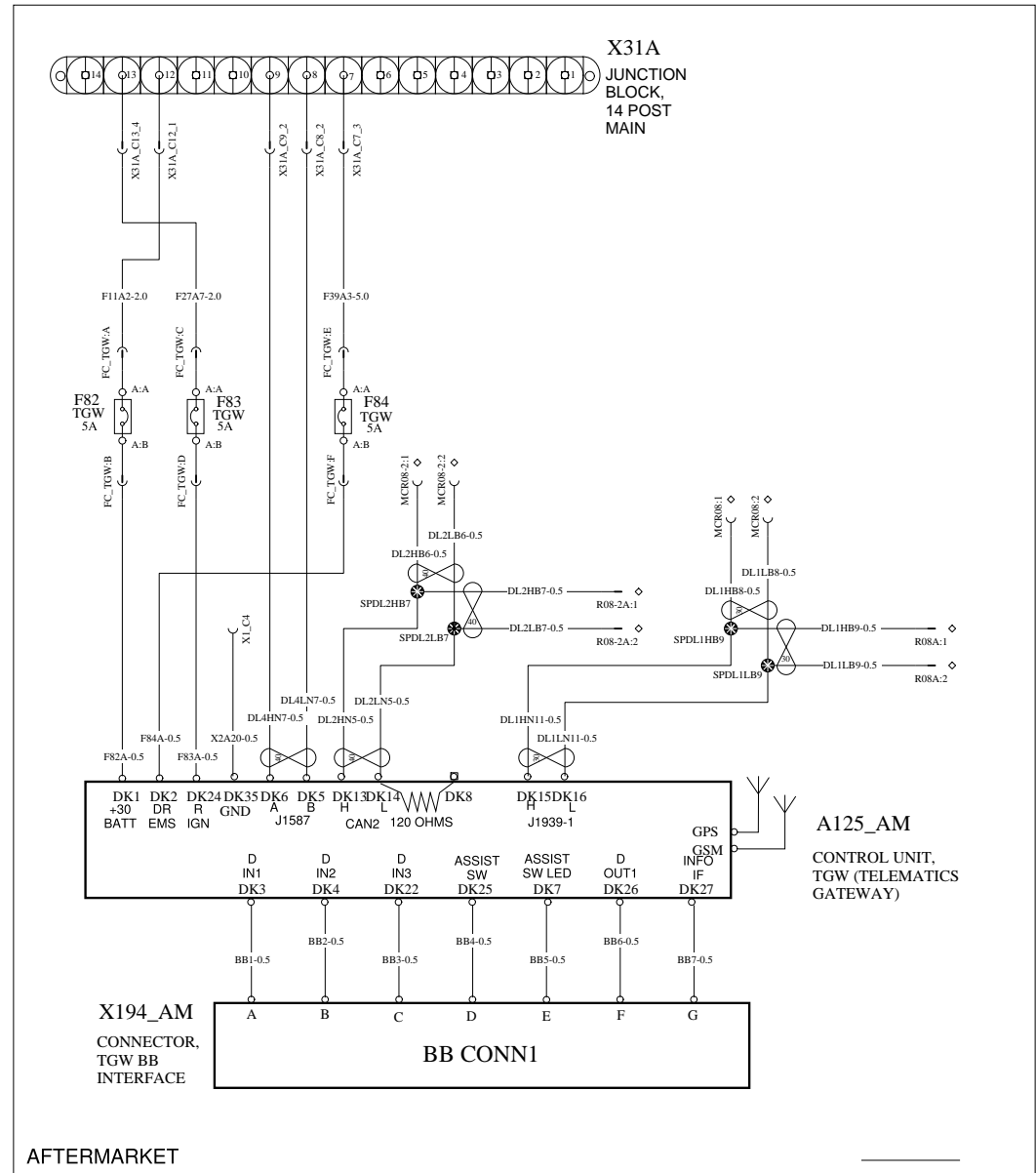
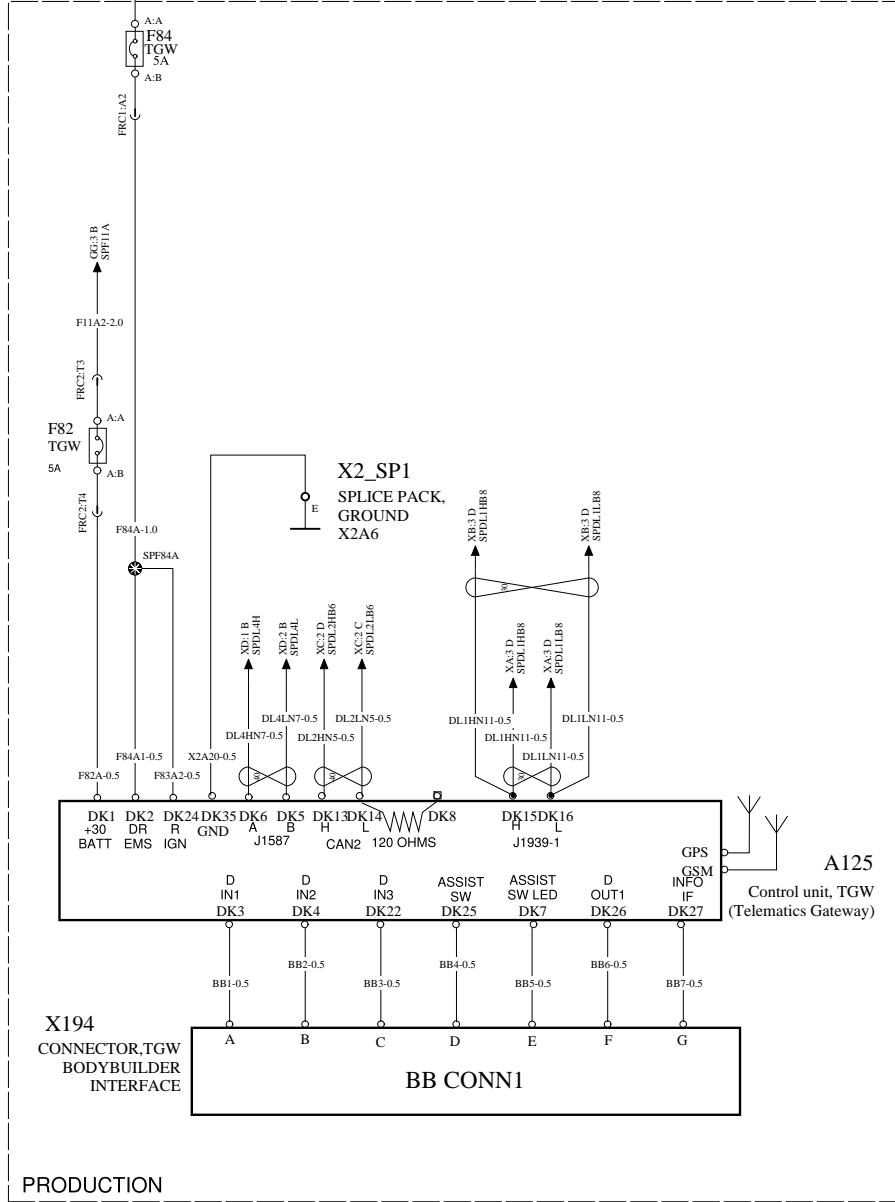
BATT	_____	BATT
IGN	_____	IGN
EMS	_____	EMS
ILLUM	_____	ILLUM



TGW2

WIRING DIAGRAM : BI

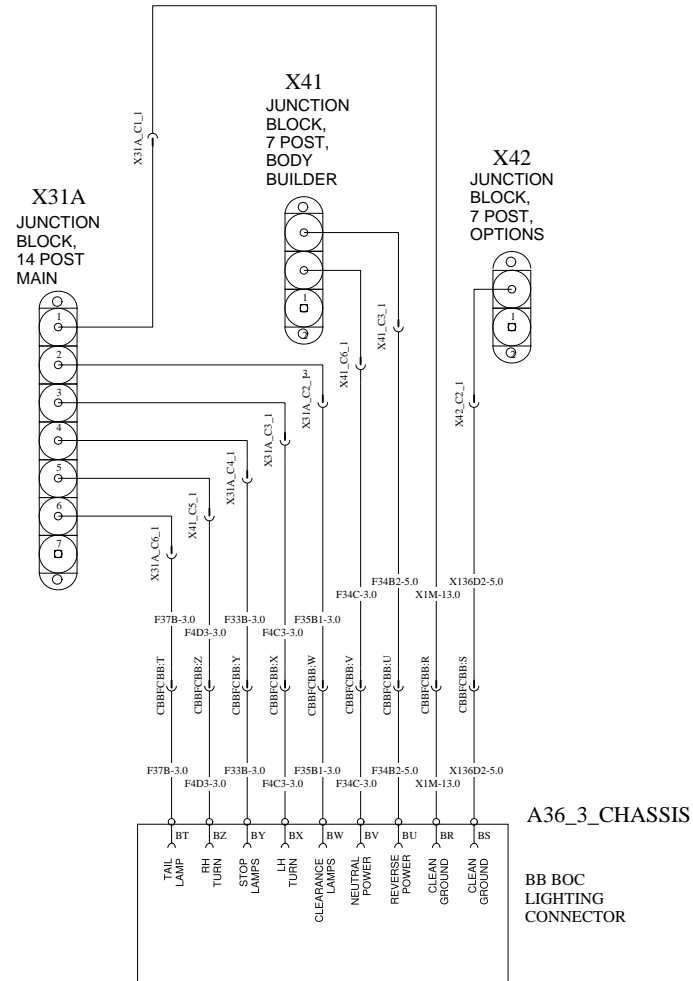
BATT
IGN
EMS
ILLUM



BODY LINK II CONSTRUCTION BODY BUILDER CIRCUITS

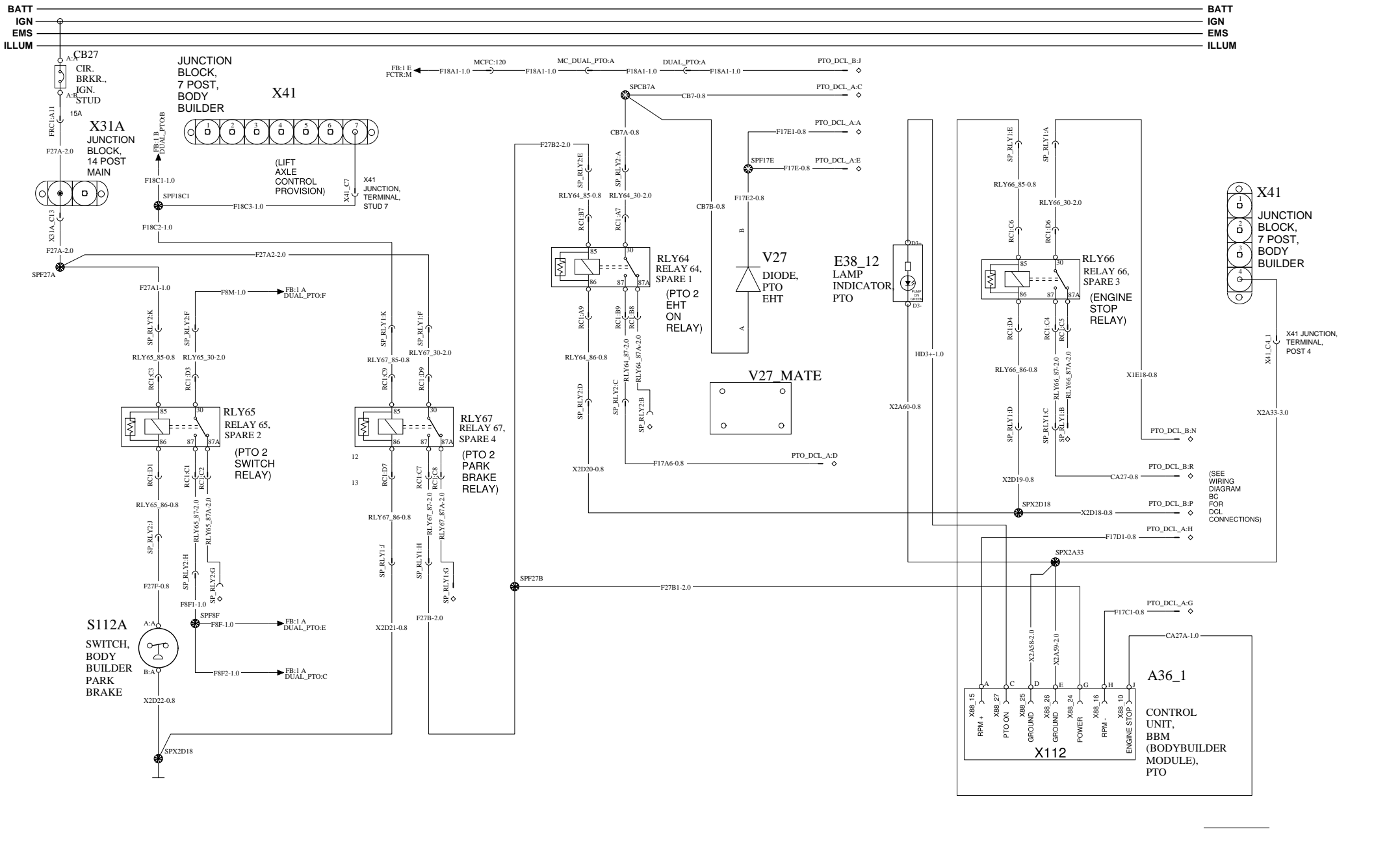
WIRING DIAGRAM:BJ

BATT _____ BATT
 IGN _____ IGN
 EMS _____ EMS
 ILLUM _____ ILLUM



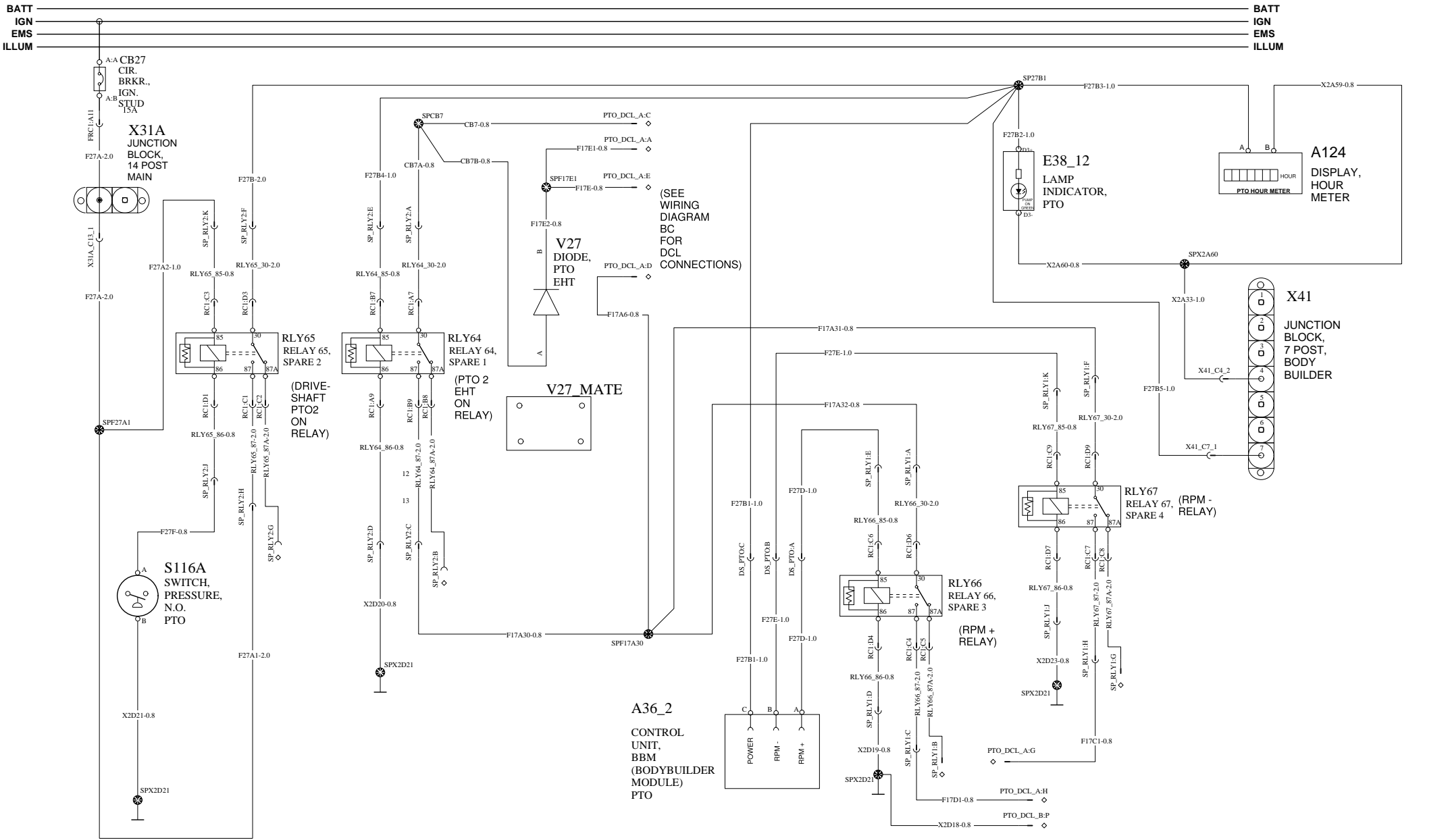
CONCRETE DUAL TRANSMISSION PTO BODYBUILDER PACKAGE

WIRING DIAGRAM: BK



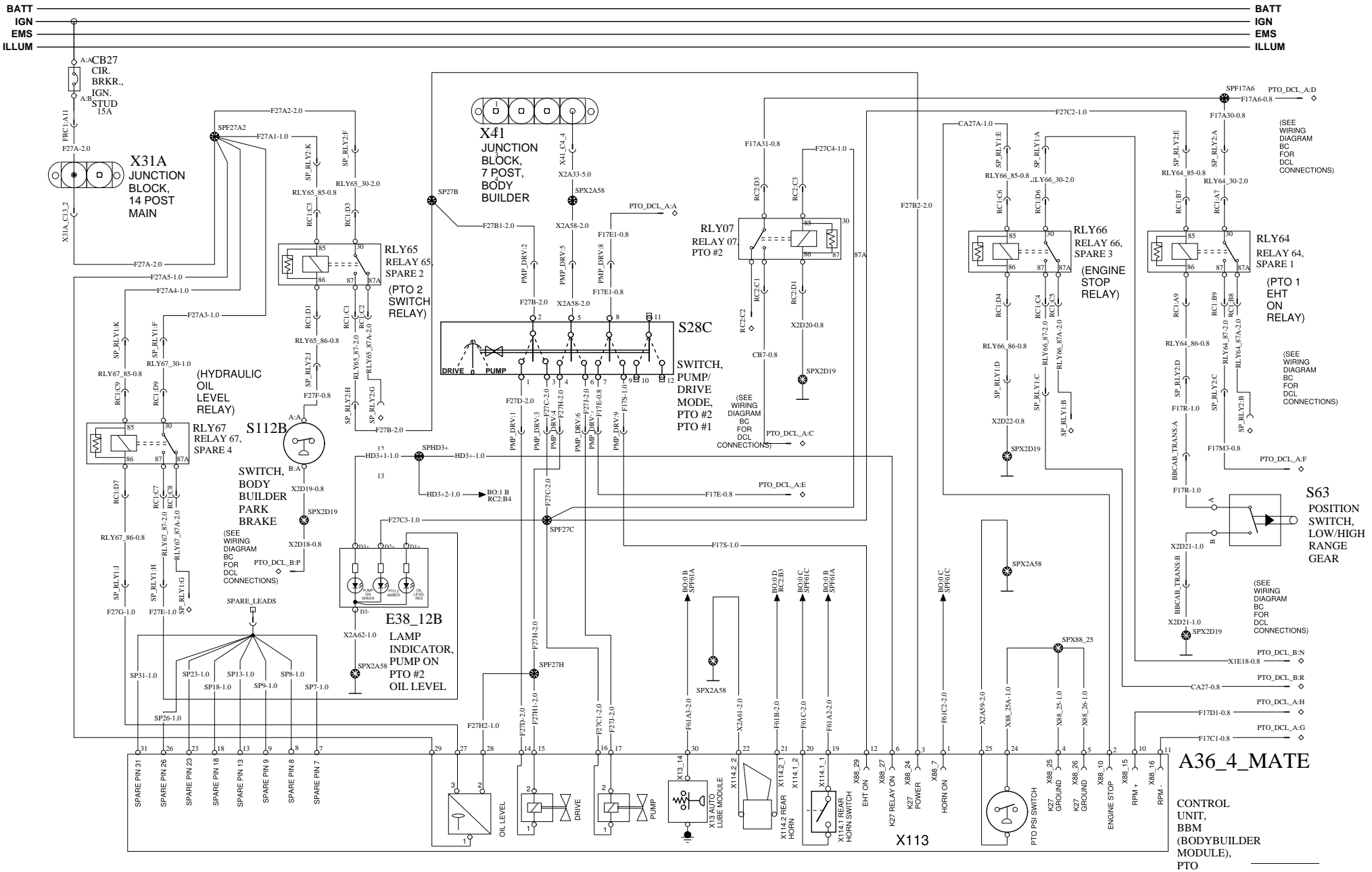
CONCRETE SINGLE DRIVESHAFT PTO BODYBUILDER PACKAGE

WIRING DIAGRAM: BL



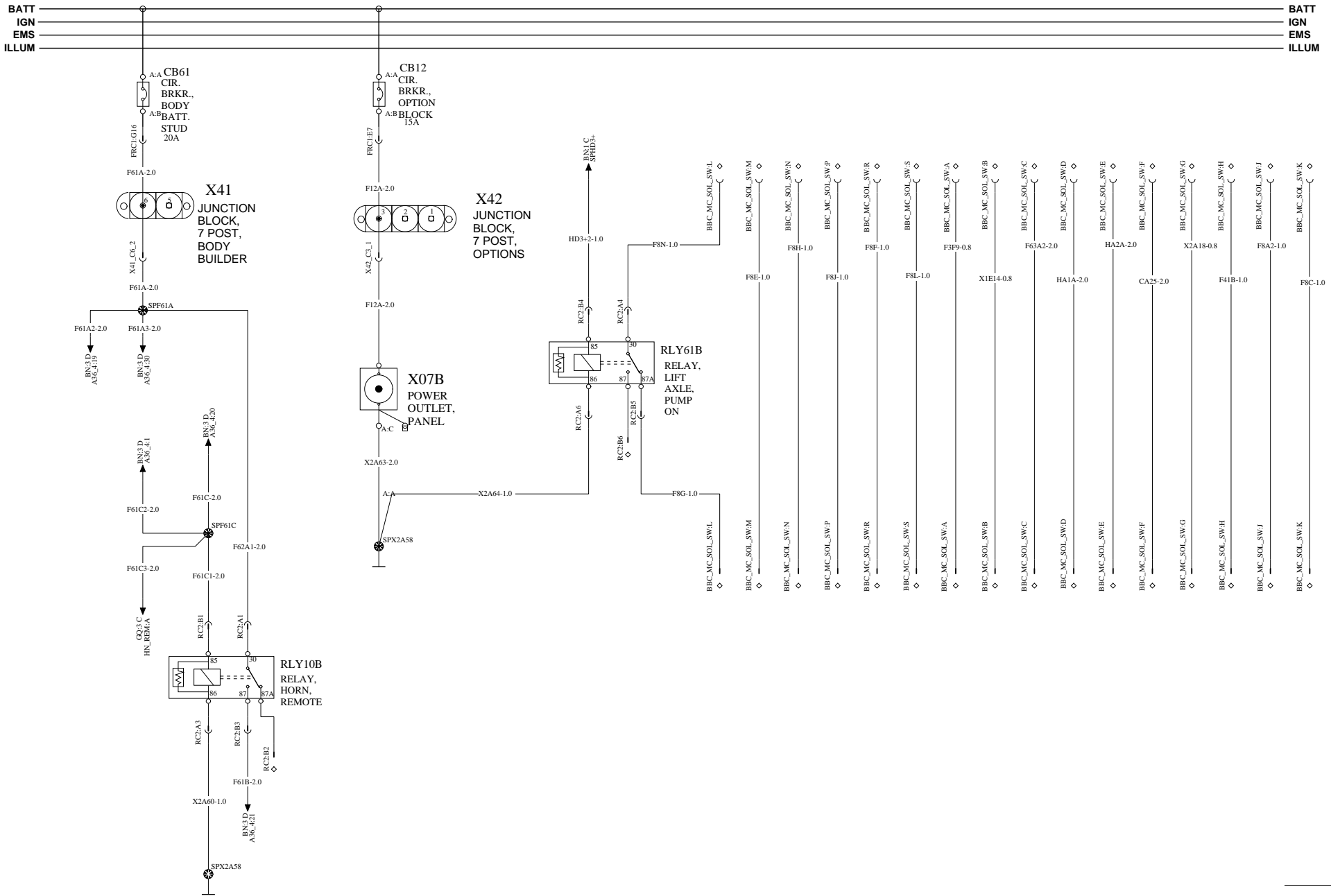
CONCRETE DUAL DRIVESHAFT PTO PACKAGE

WIRING DIAGRAM: BN



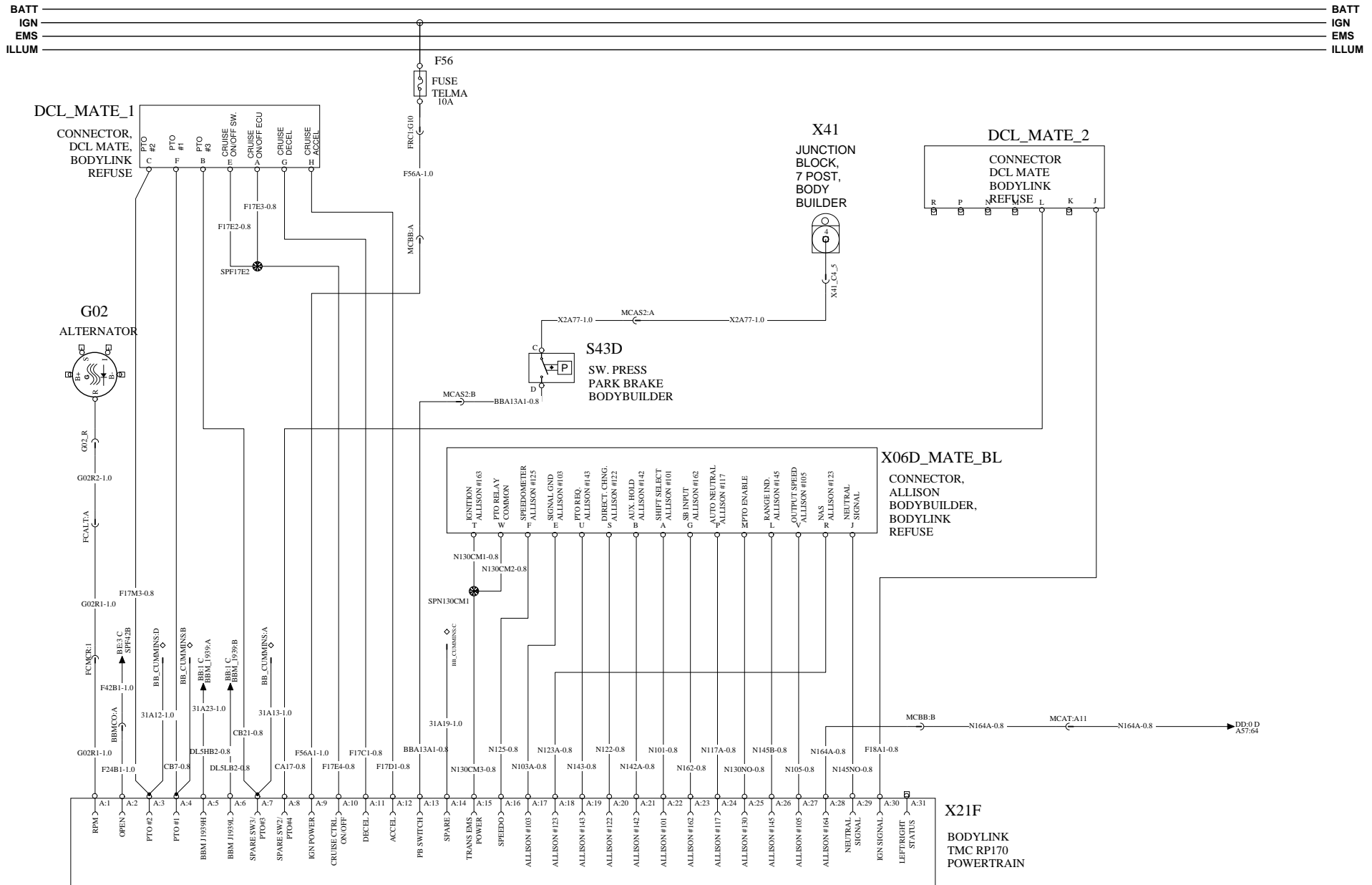
CONCRETE DUAL DRIVESHAFT PTO PACKAGE 2/2

WIRING DIAGRAM: BO

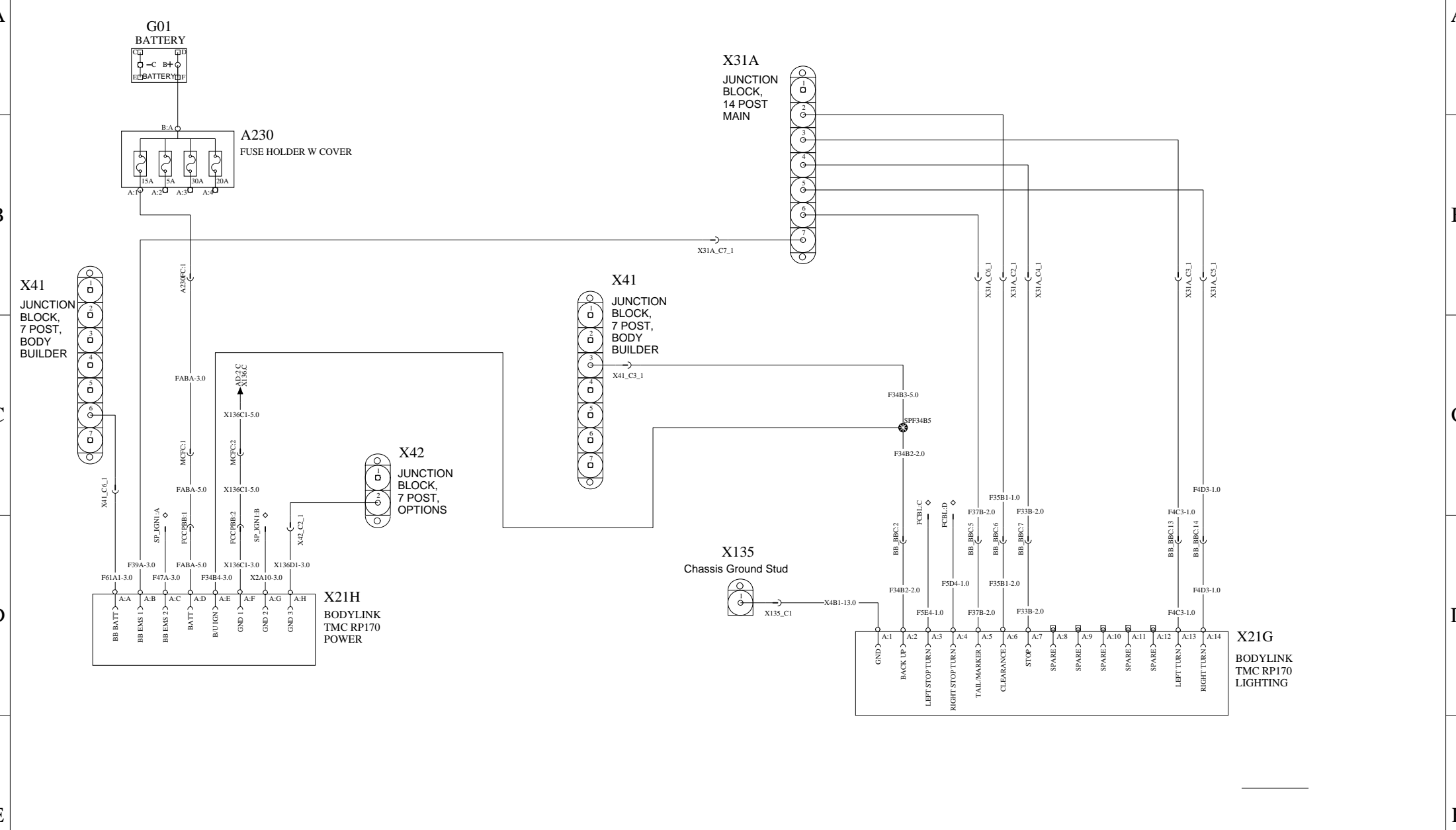


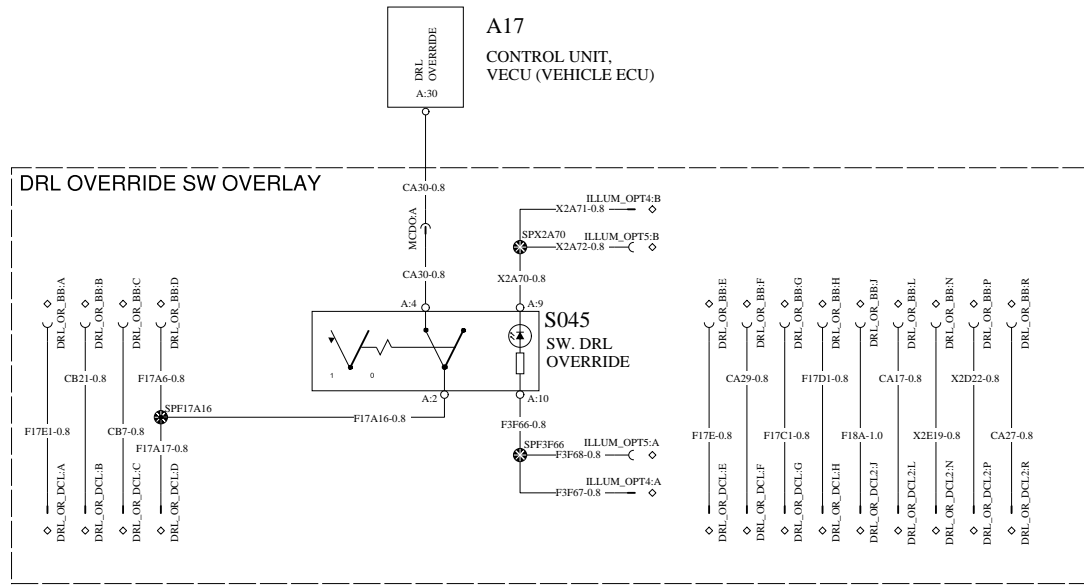
RP170 BODYBUILDER WIRING 1/2

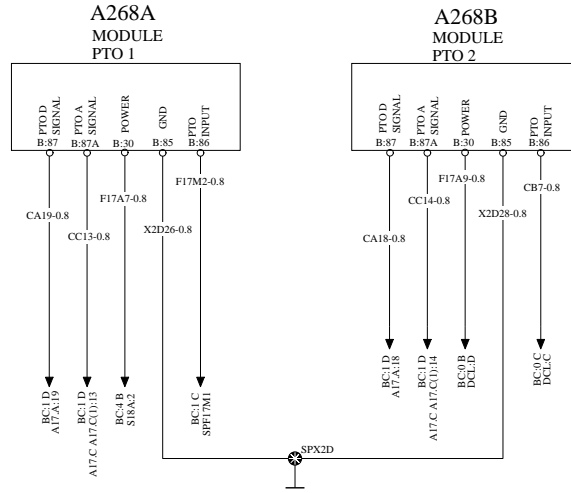
WIRING DIAGRAM: BP




BATT
IGN
EMS
ILLUM









X31A
JUNCTION
BLOCK,
14 POST
MAIN

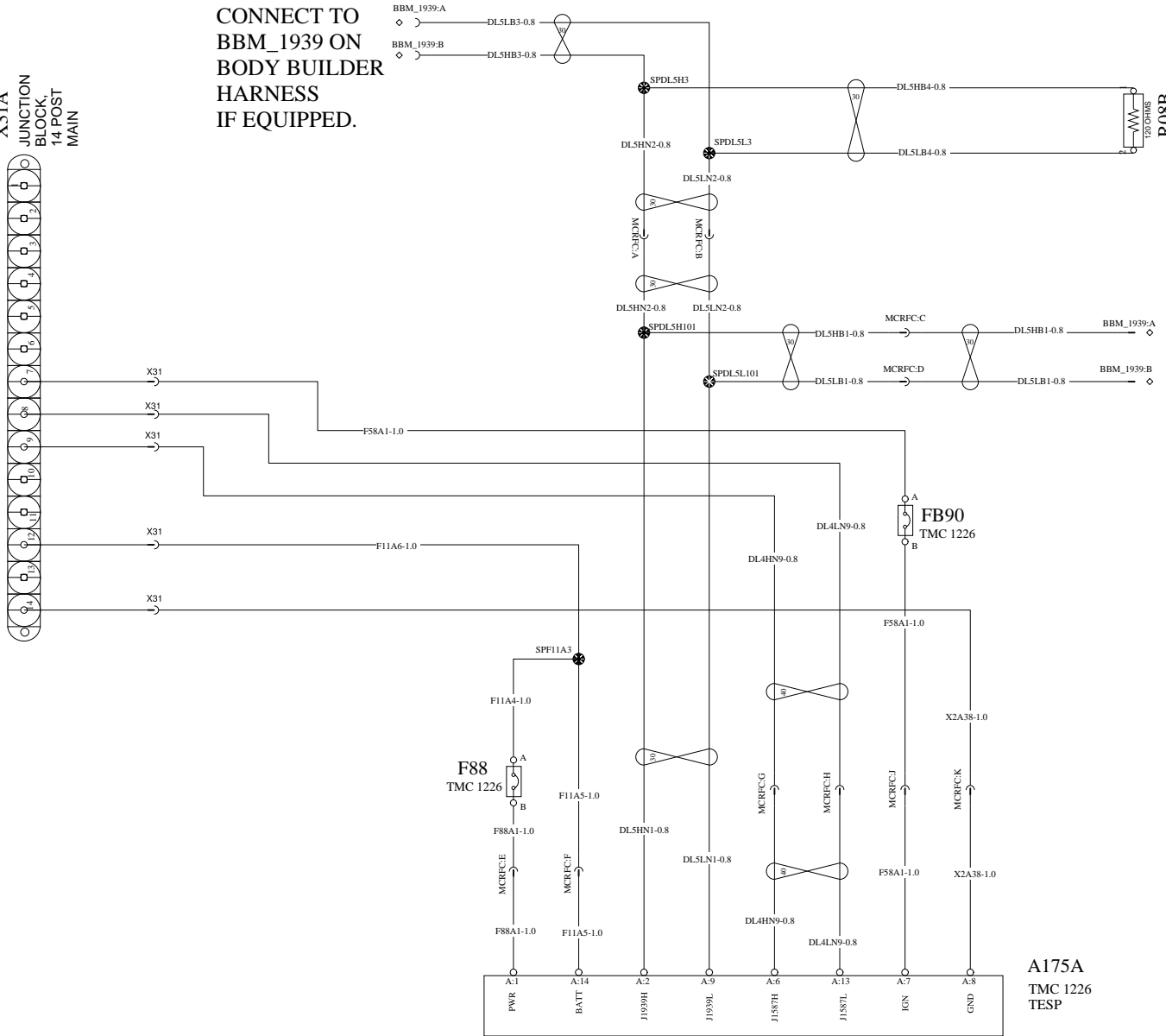


CONNECT TO
BBM_1939 ON
BODY BUILDER
HARNESS
IF EQUIPPED.



NOTE: R08B TO
BE REMOVED
WHEN BODY
BUILDER CONNECTS
TO DL5.

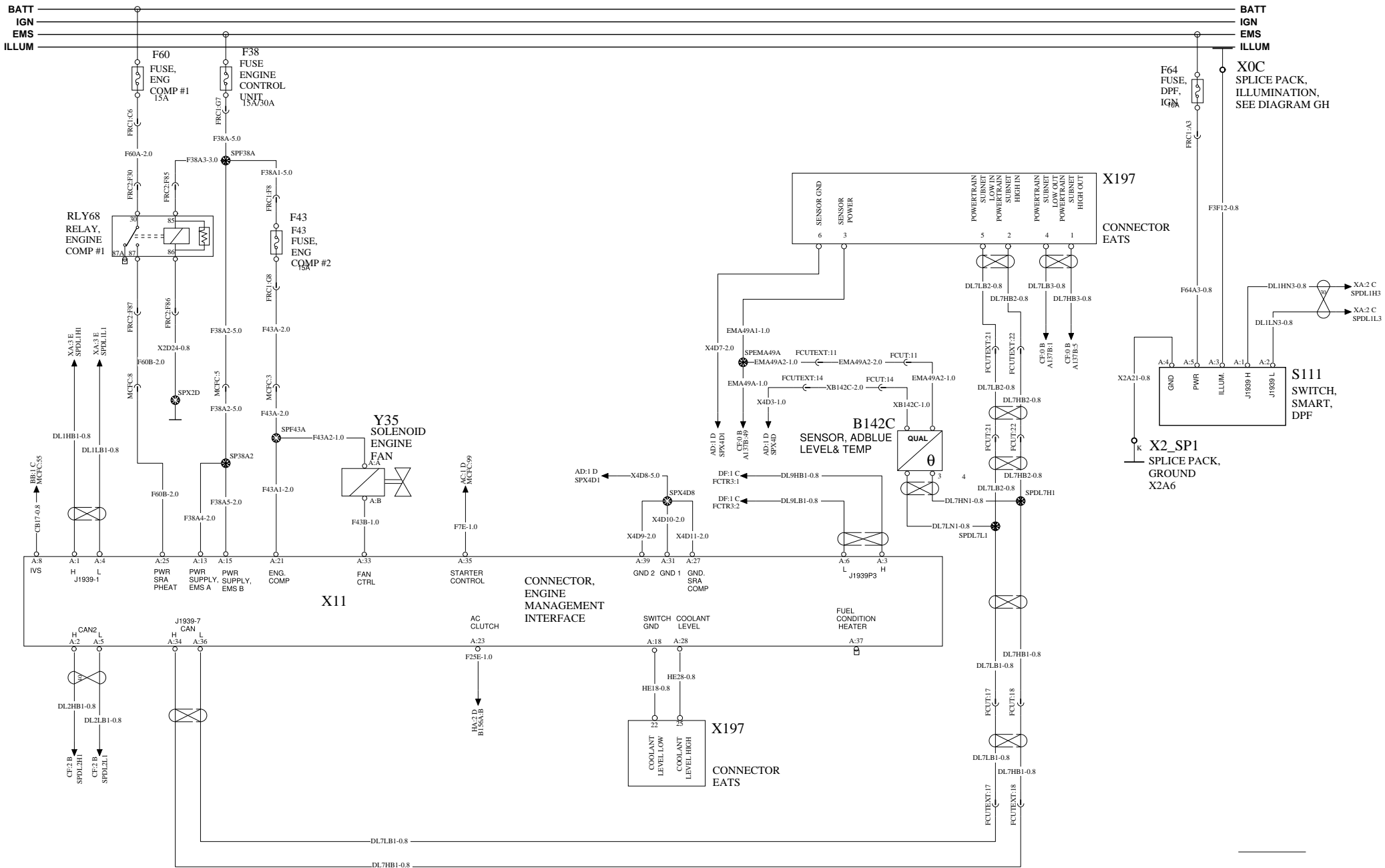
CONNECT TO
BBM_1939 ON
MAIN CAB HARNESS
SHEET BB.



A175A
TMC 1226
TESP

ENGINE INTERFACE MP7 & MP8


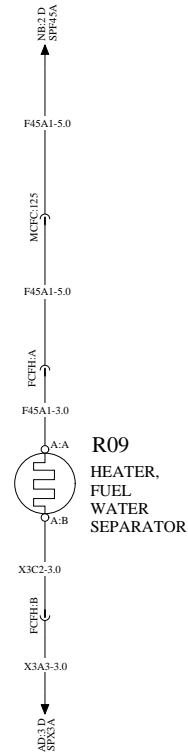
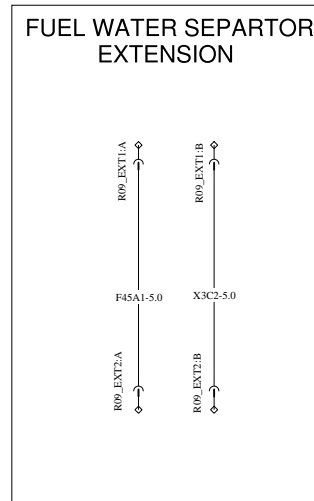
WIRING DIAGRAM: CA



ENGINE/FUEL HEATER

WIRING DIAGRAM: CC

BATT _____ BATT
 IGN _____ IGN
 EMS _____ EMS
 ILLUM _____ ILLUM

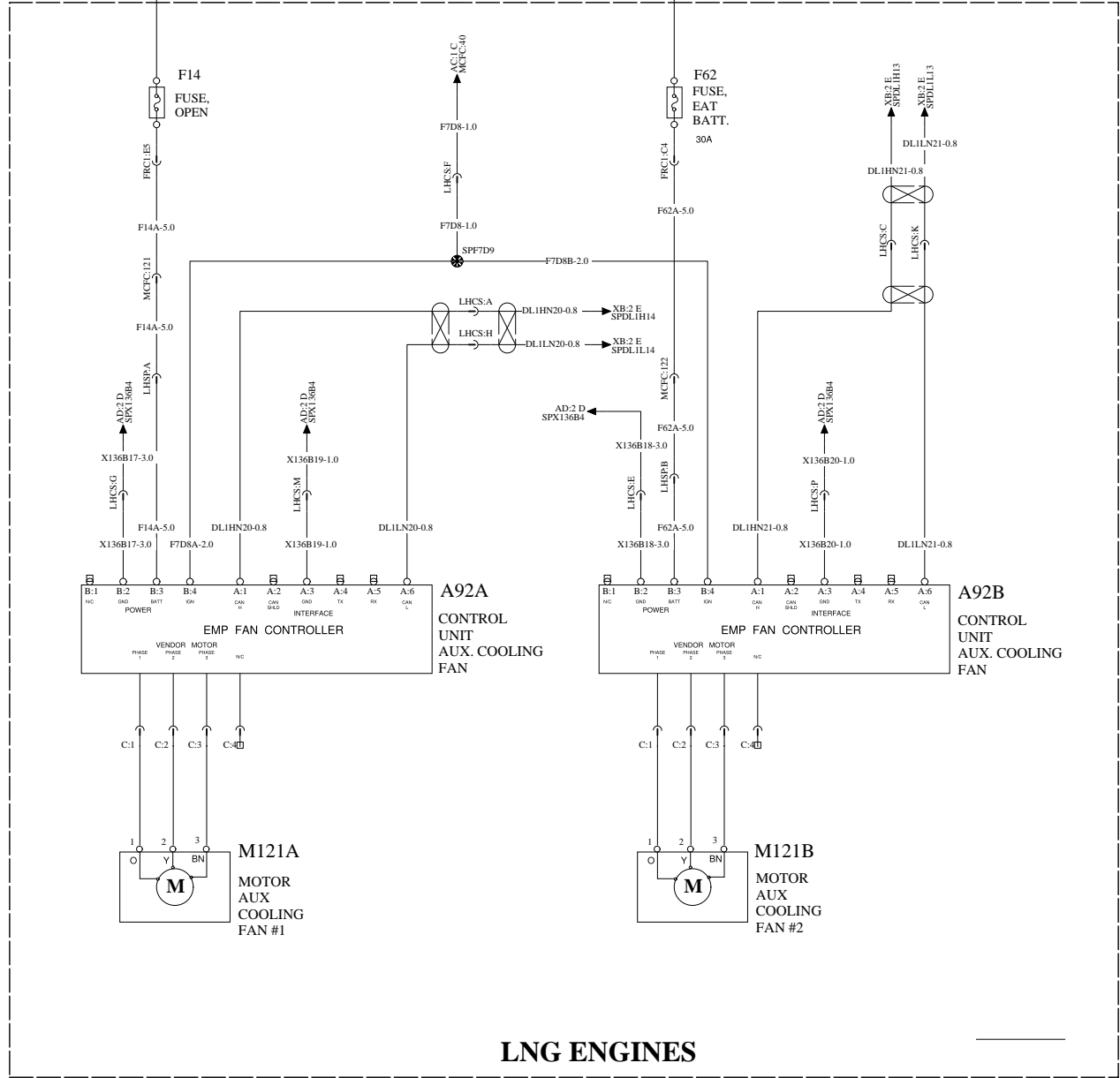
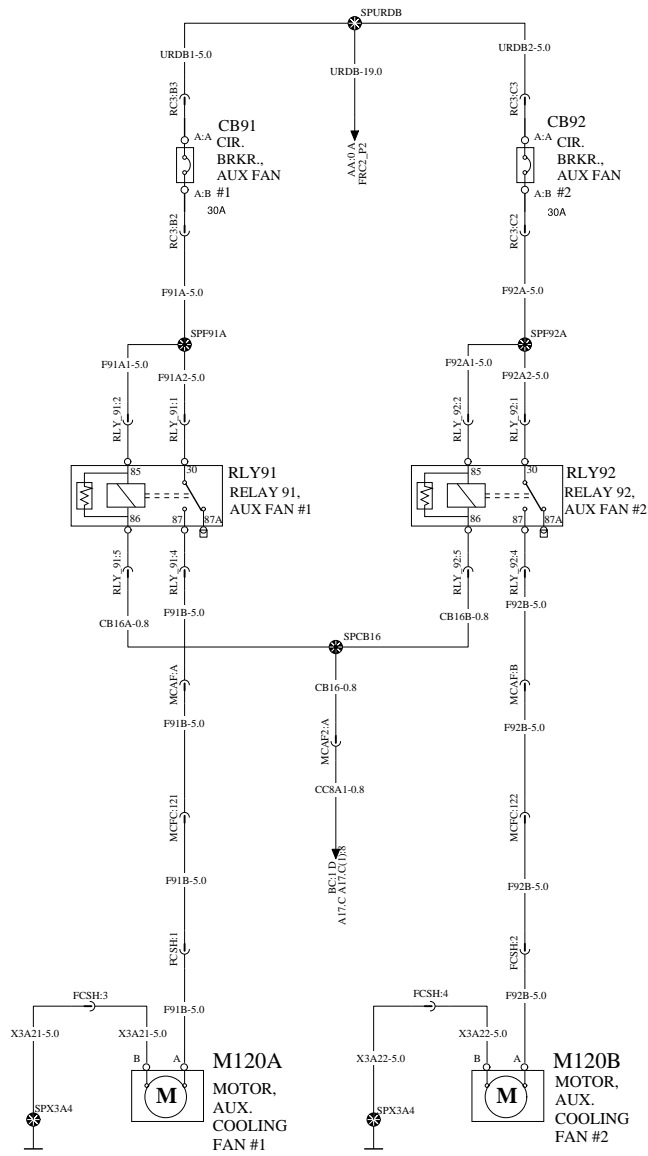


AUXILIARY COOLING FANS

WIRING DIAGRAM: CD

BATT
IGN
EMS
ILLUM

BATT
IGN
EMS
ILLUM

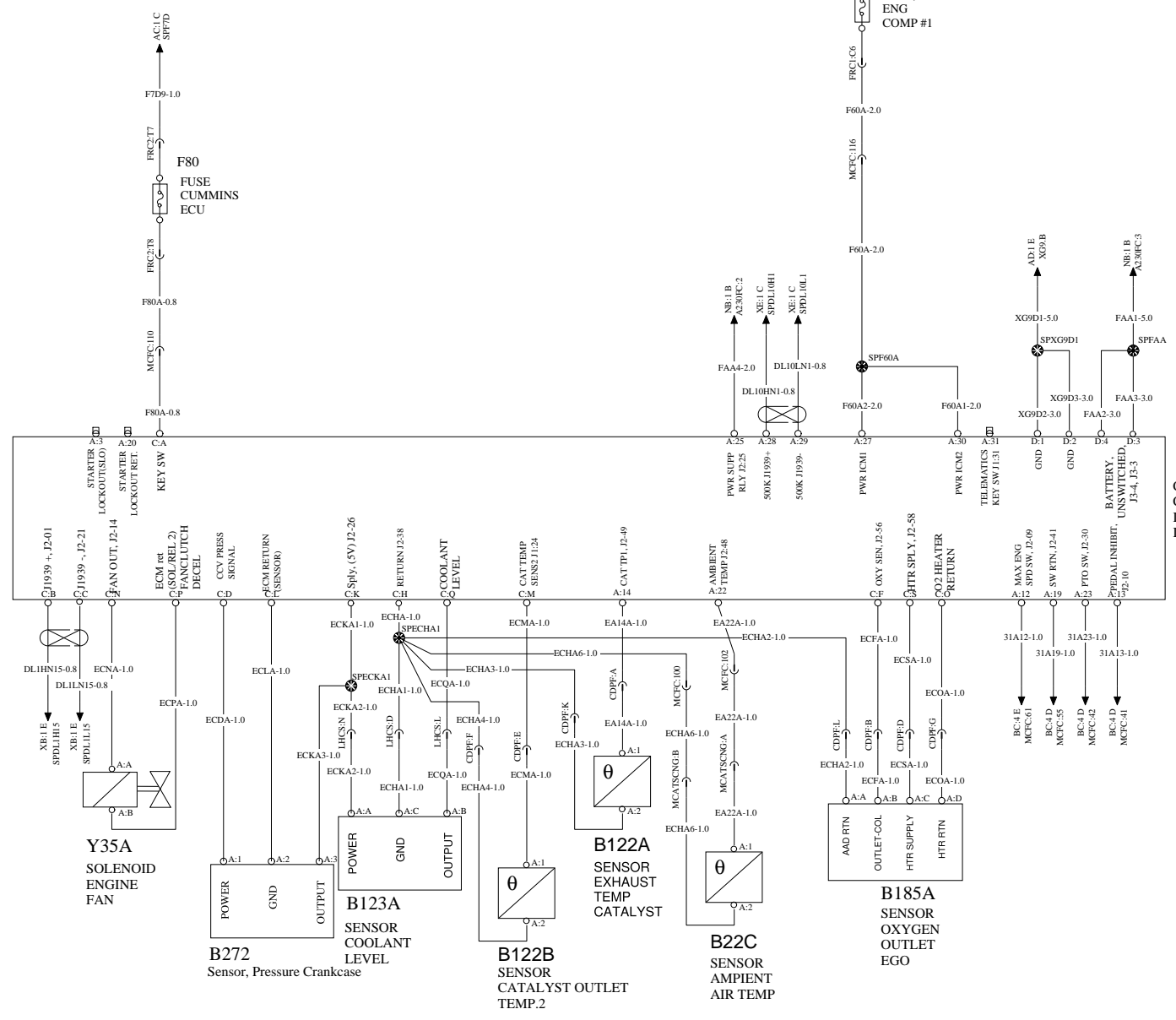


ENGINE INTERFACE CUMMINS ISL-G

WIRING DIAGRAM: CE

BATT
IGN
EMS
ILLUM

BATT
IGN
EMS
ILLUM



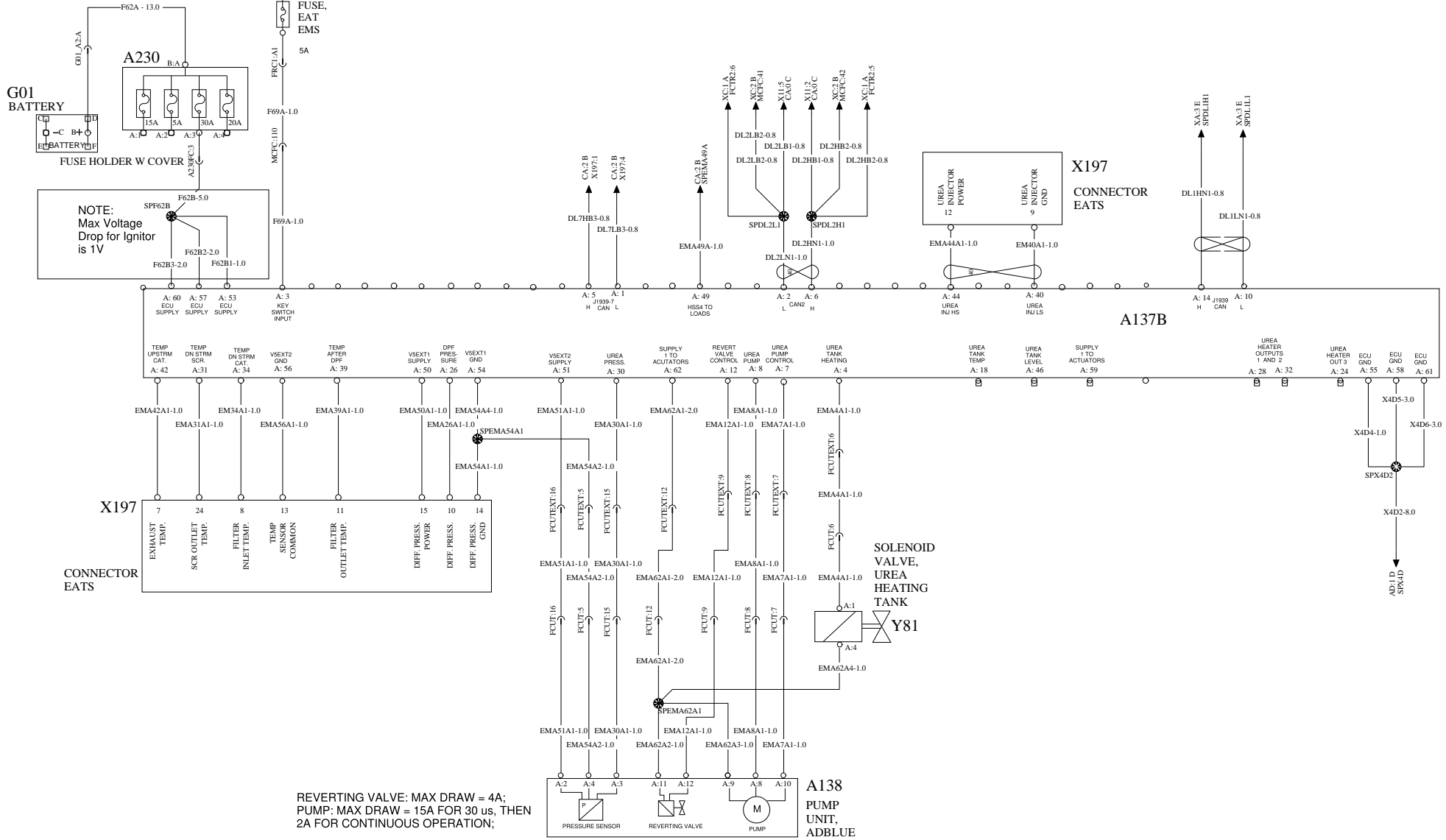
X11A2_389
CONNECTORS
CUMMINS
ISL G ENGINE
INTERFACE

UREA DOSING SYSTEM

WIRING DIAGRAM: CF

BATT
IGN
EMS
ILLUM

BATT
IGN
EMS
ILLUM

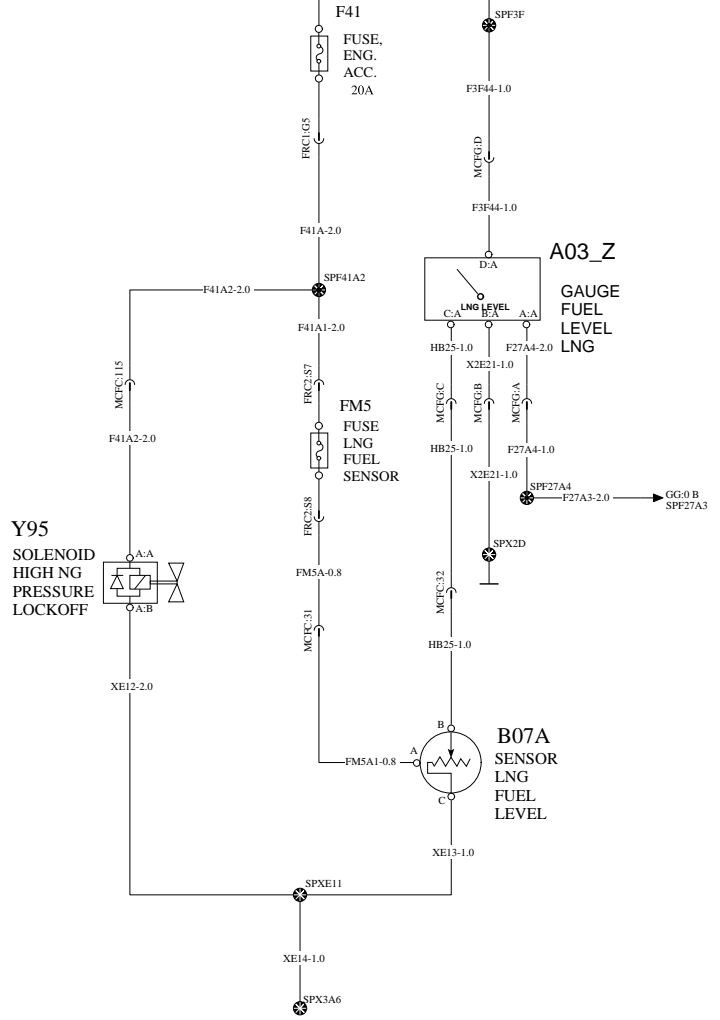


CNG FUEL LEVEL

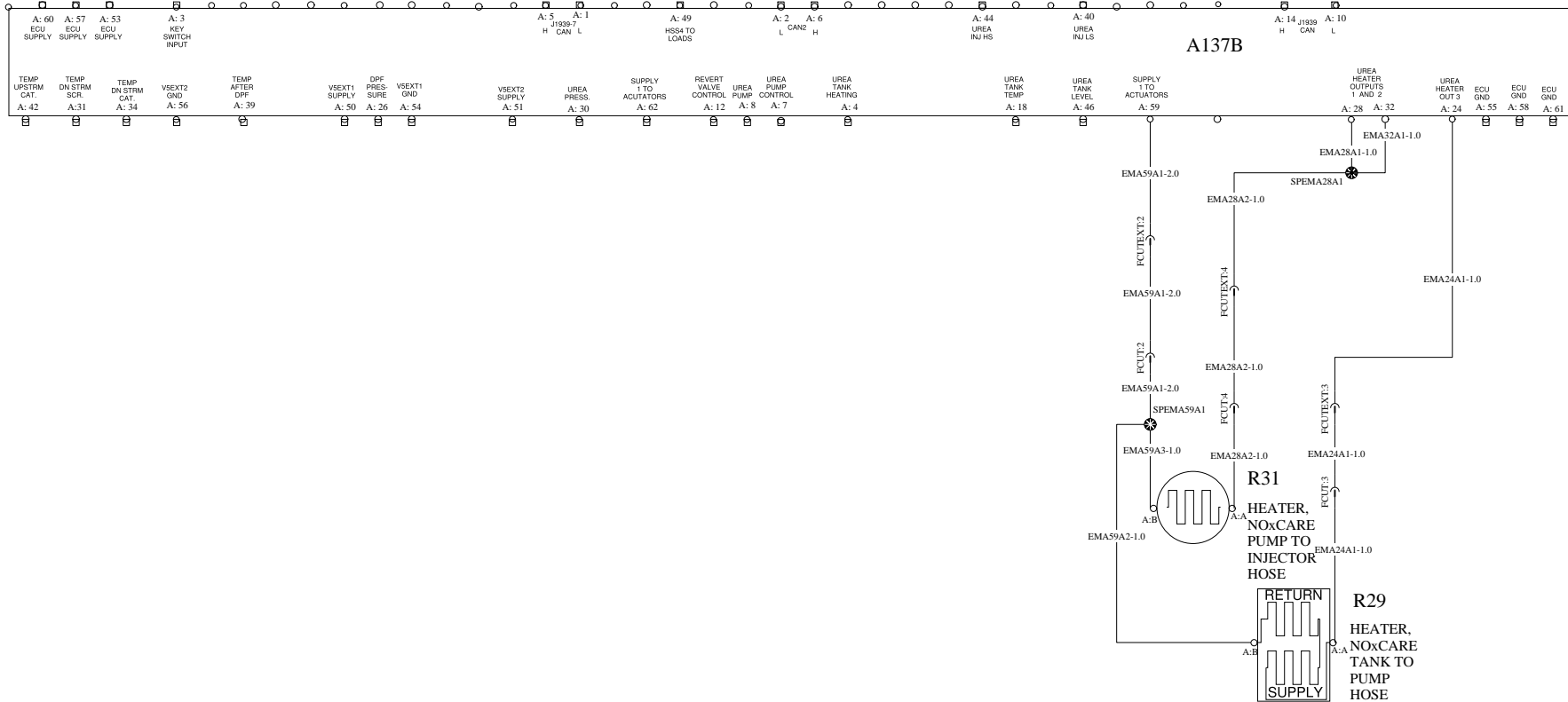
WIRING DIAGRAM: CG

BATT
IGN
EMS
ILLUM

BATT
IGN
EMS
ILLUM



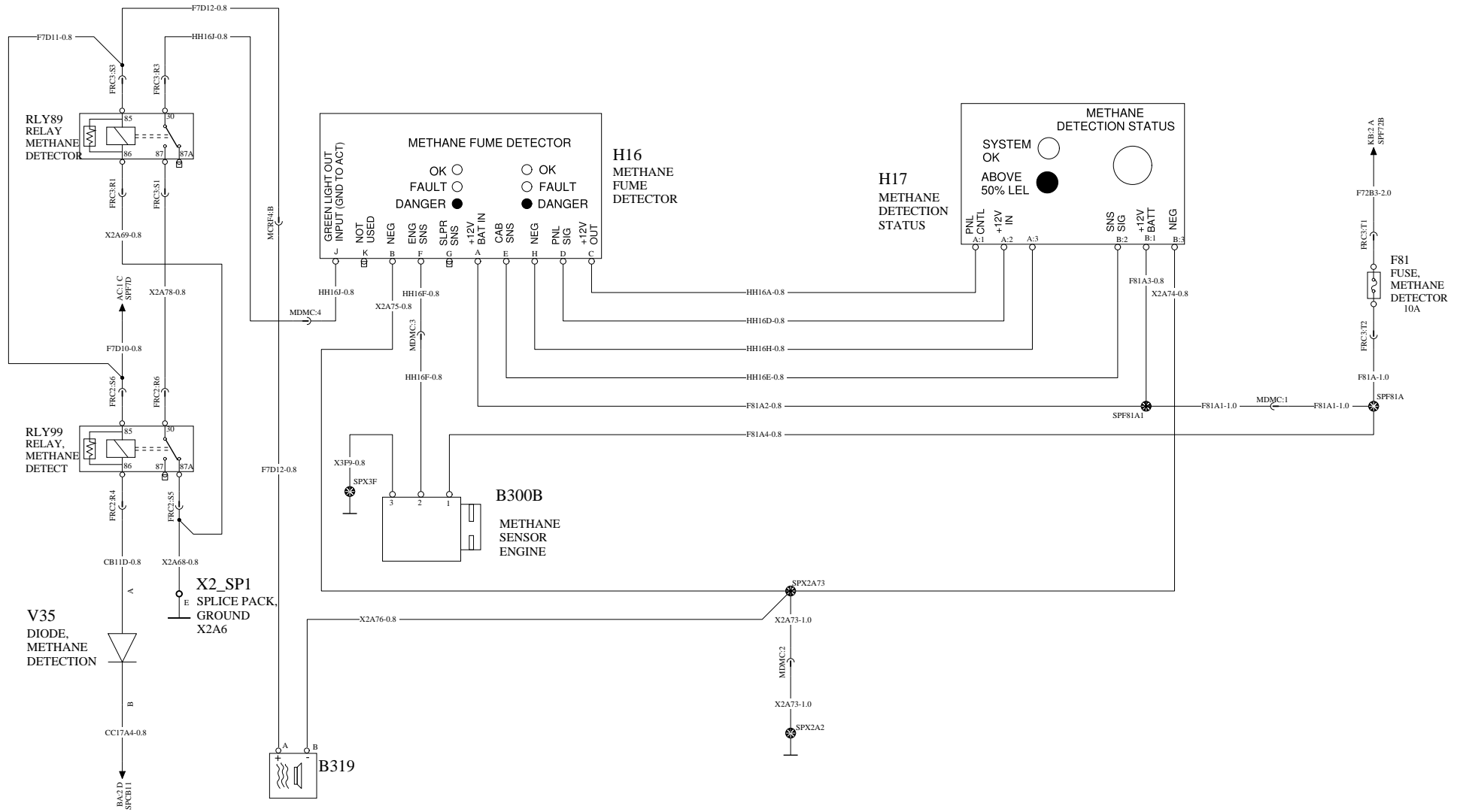
BATT
IGN
EMS
ILLUM



METHANE DETECTION SYSTEM

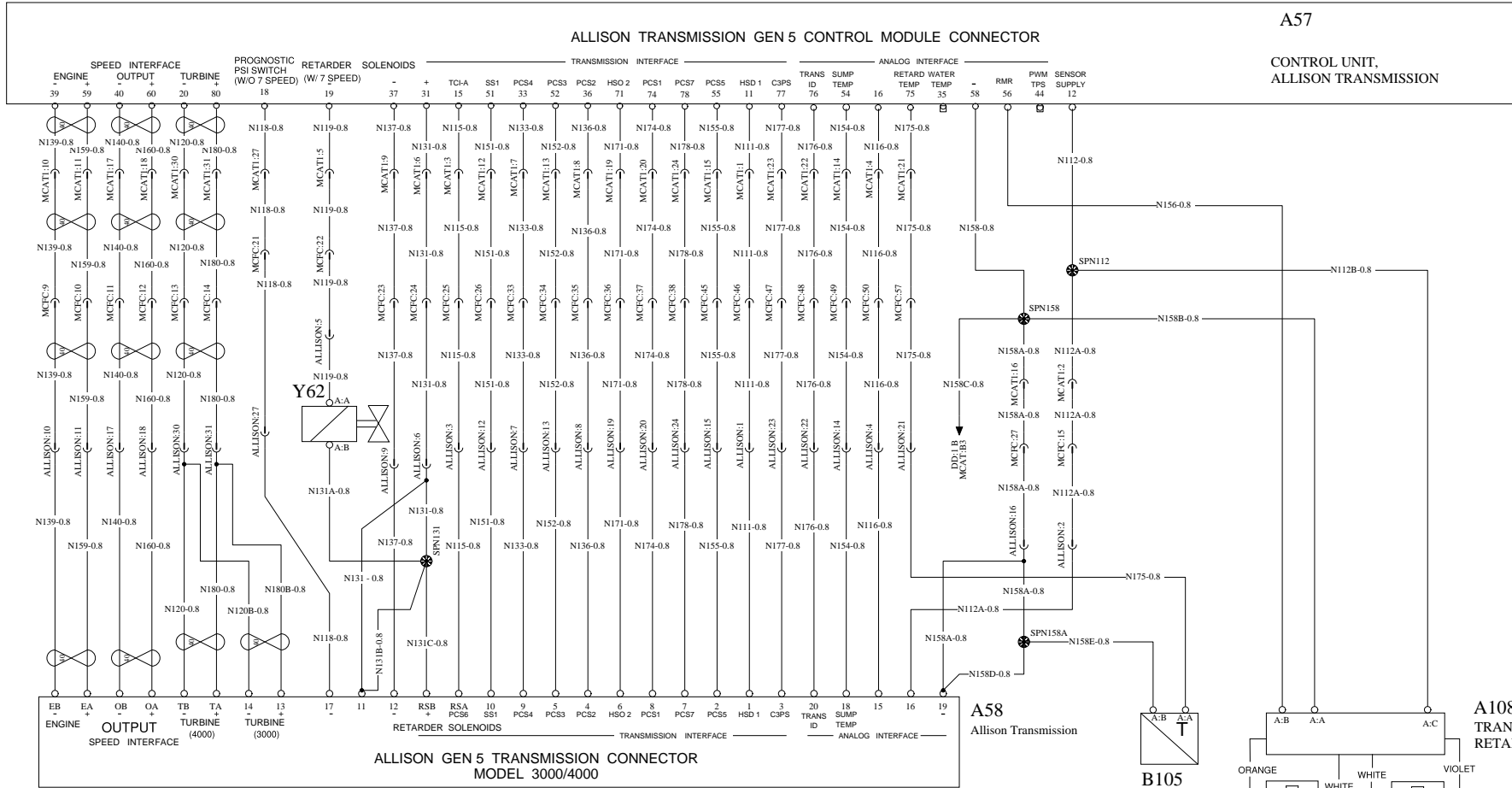
WIRING DIAGRAM: CK

BATT _____ BATT
 IGN _____ IGN
 EMS _____ EMS
 ILLUM _____ ILLUM



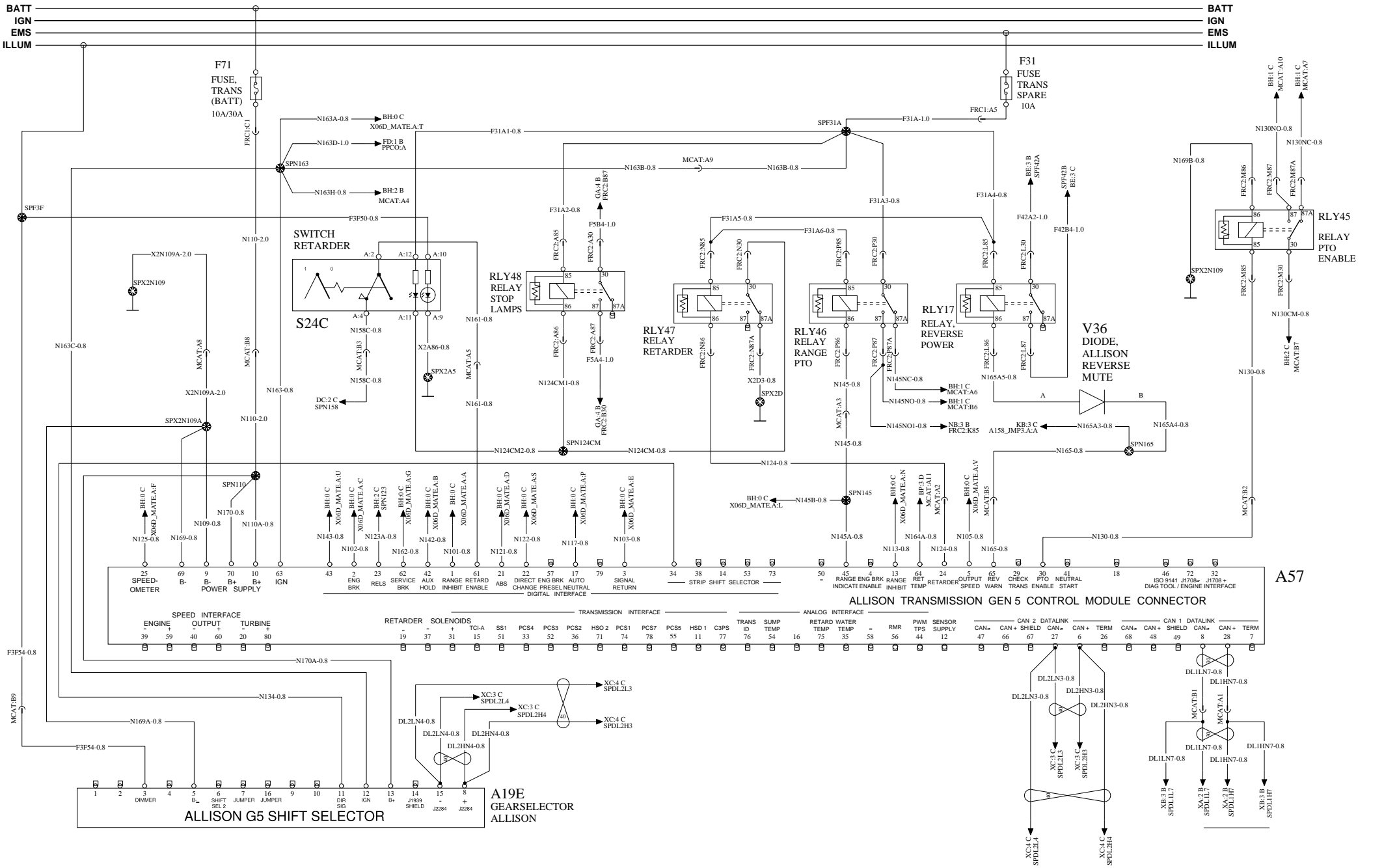
BATT
IGN
EMS
ILLUM

BATT
IGN
EMS
ILLUM



TRANSMISSION CONTROL 5TH GENERATION 2/2

WIRING DIAGRAM: DD



BATT
IGN
EMS
ILLUM

A

A

B

B

C

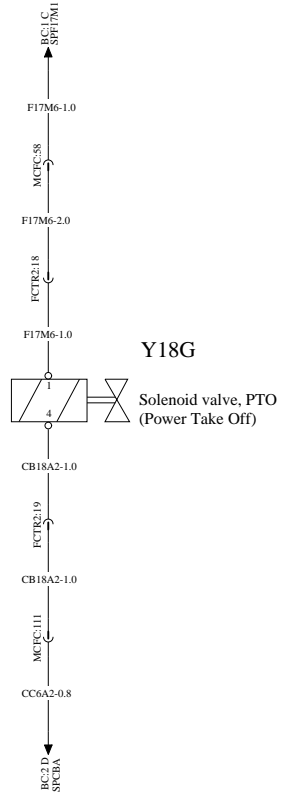
C

D

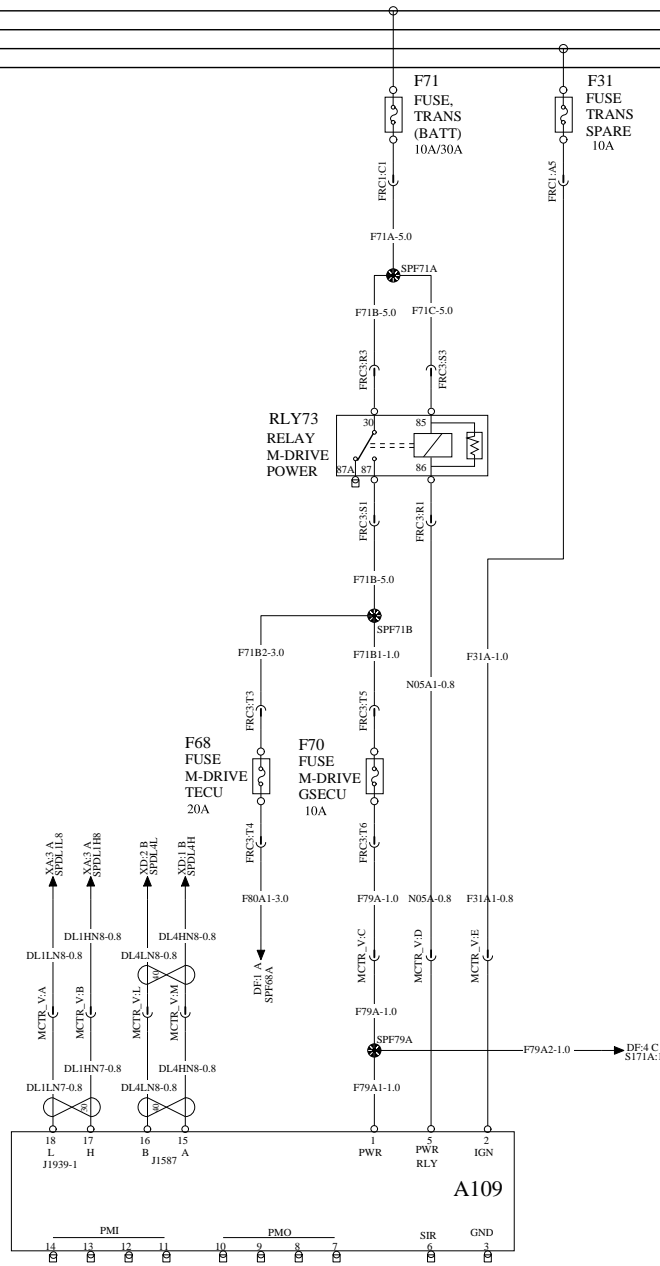
D

E

E



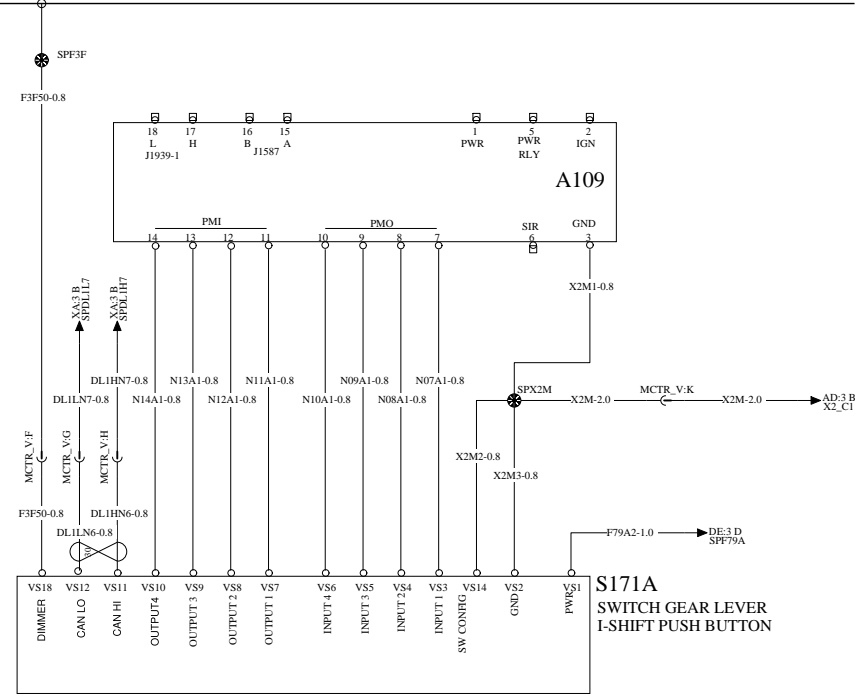
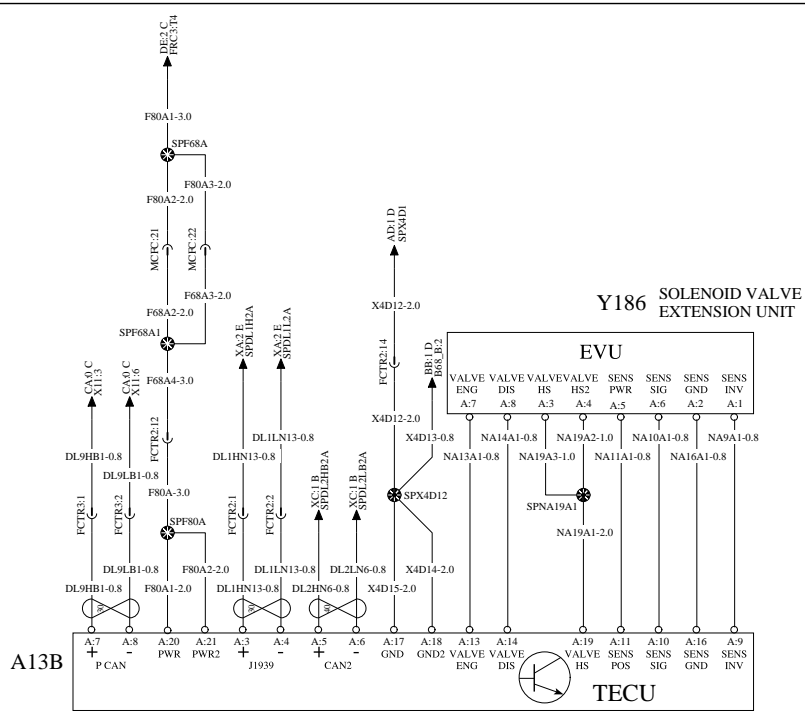
Y18G
Solenoid valve, PTO
(Power Take Off)



TRANSMISSION: M-DRIVE 2/2

WIRING DIAGRAM: DF

BATT
IGN
EMS
ILLUM



ABS MERITOR

WIRING DIAGRAM: EA

BATT
IGN
EMS
ILLUM

BATT
IGN
EMS
ILLUM

A

A

B

B

C

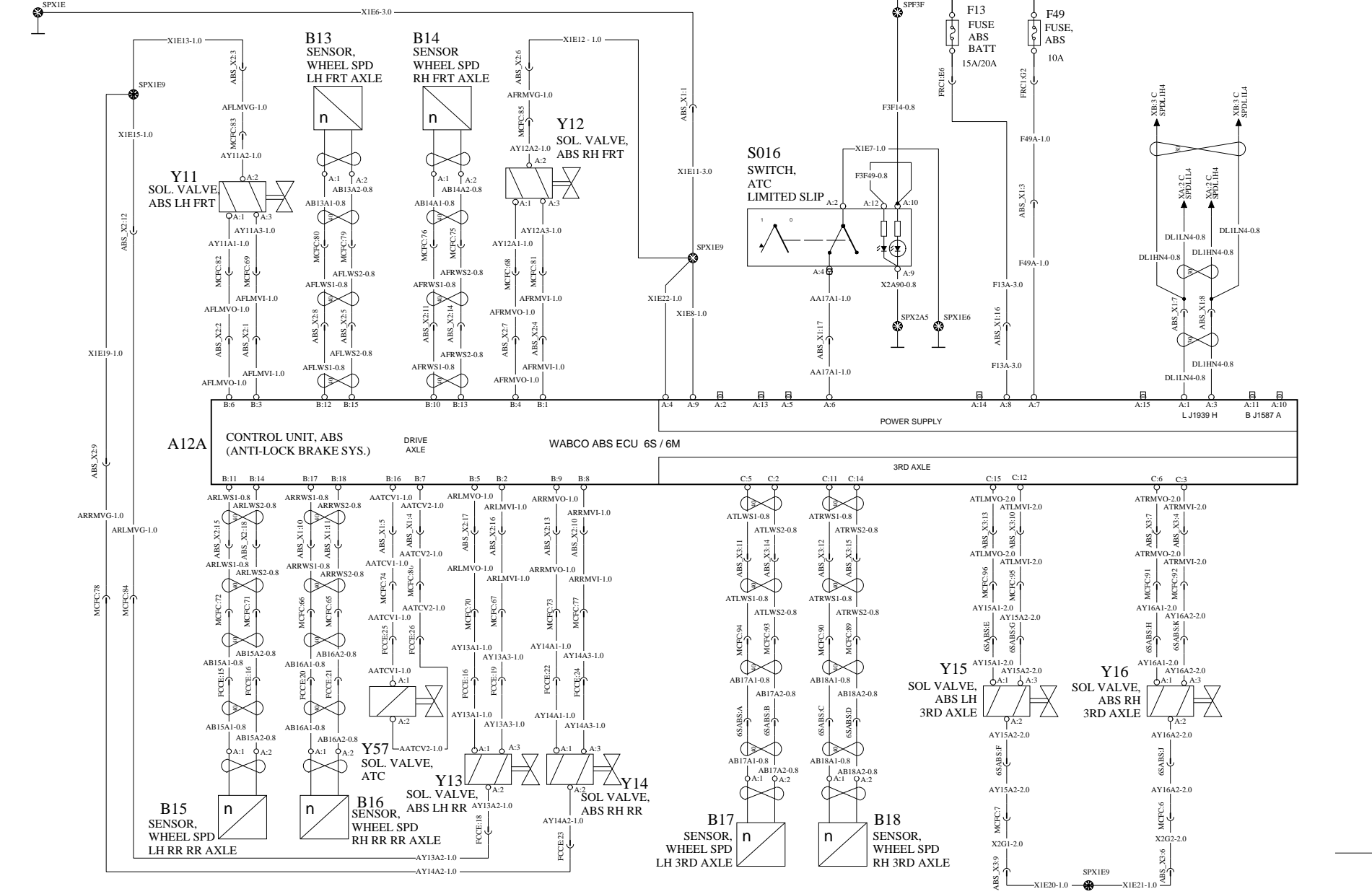
C

D

D


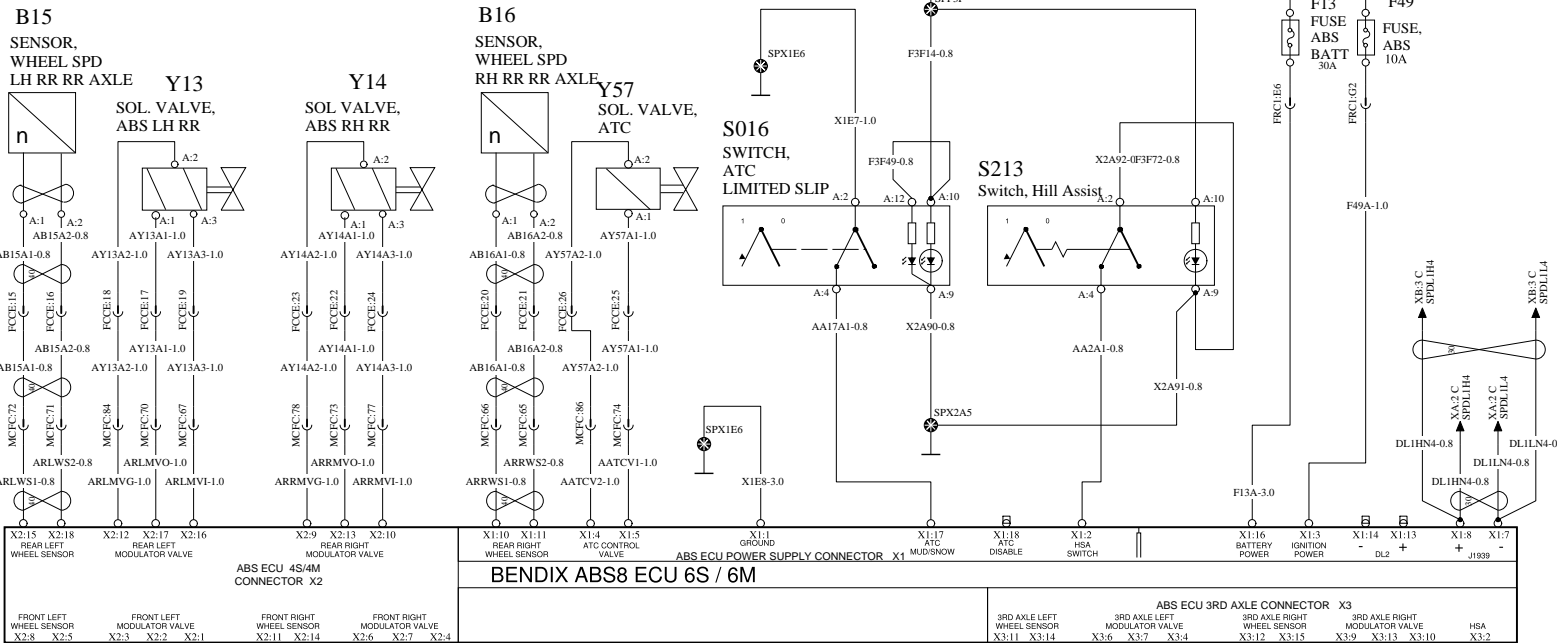

E

E



ABS8 BENDIX

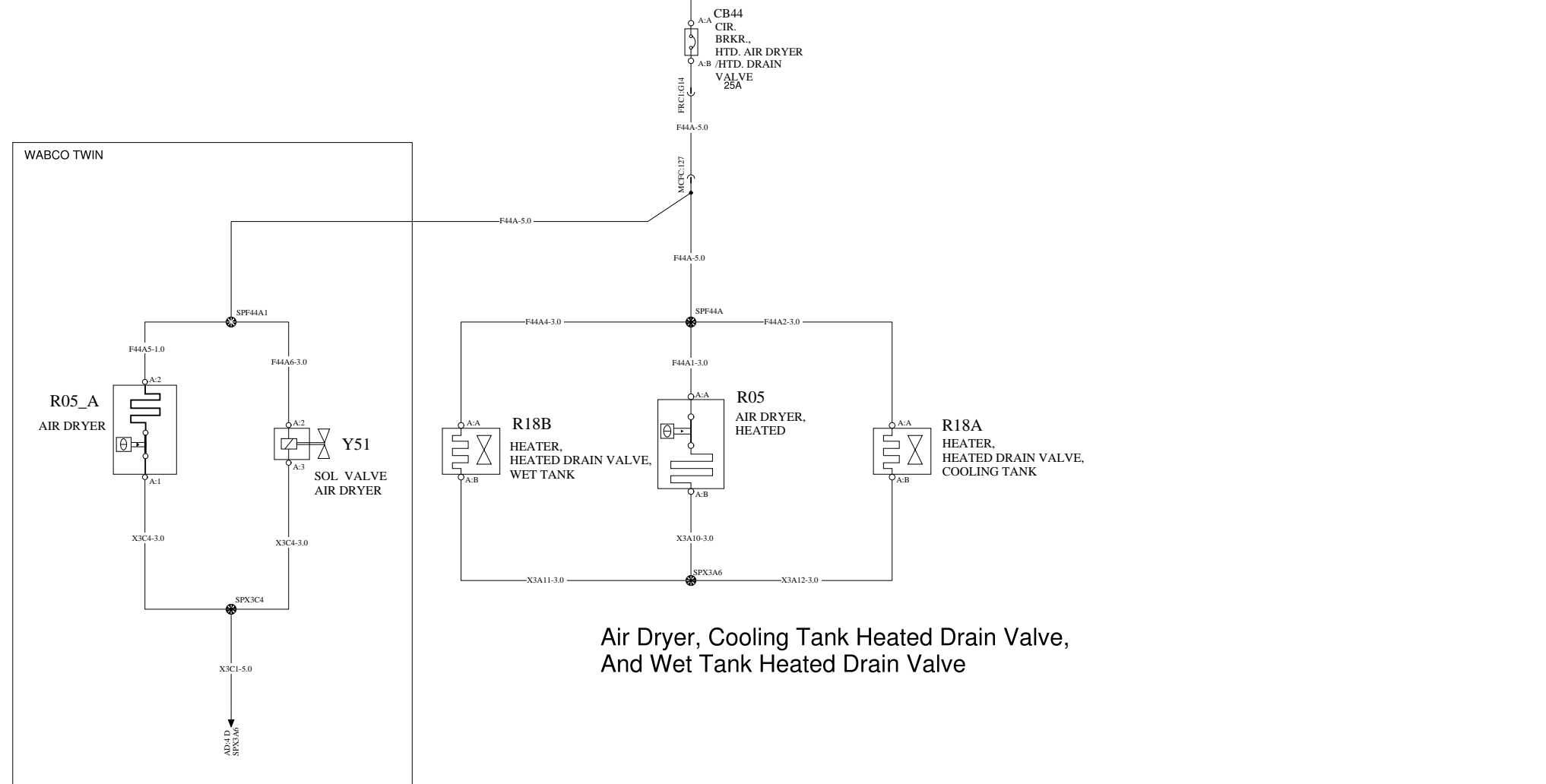
WIRING DIAGRAM: ED



AIR DRYER / HEATED DRAIN

WIRING DIAGRAM: FA

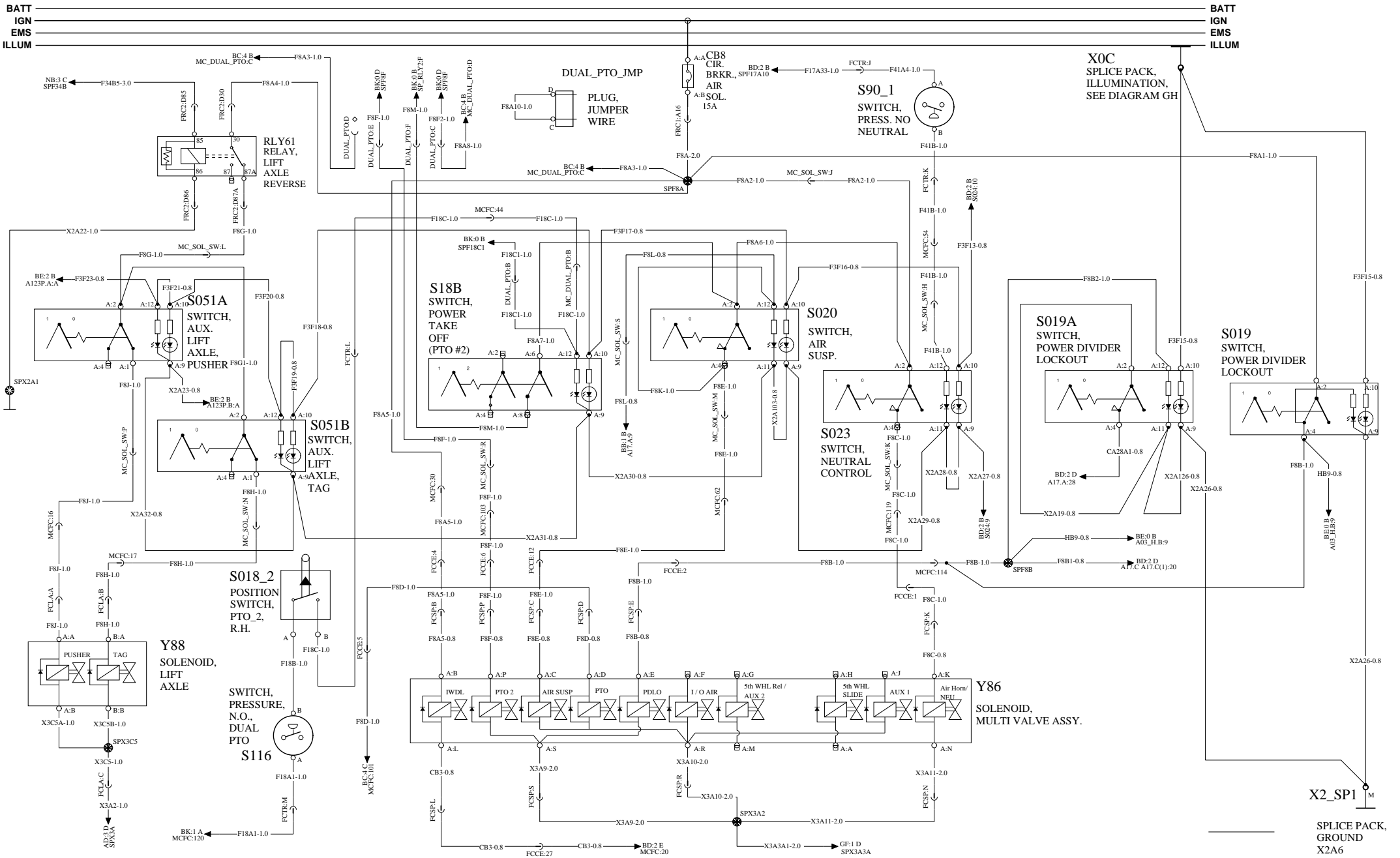
BATT
IGN
EMS
ILLUM



Air Dryer, Cooling Tank Heated Drain Valve, And Wet Tank Heated Drain Valve

CHASSIS SOLENOIDS

WIRING DIAGRAM: FB



MUNCIE PUMP & BEACON LAMPS

WIRING DIAGRAM: FC

BATT
IGN
EMS
ILLUM

XOC
SPLICE PACK,
ILLUMINATION,
SEE DIAGRAM GH

CB30
CIR.
BRKR.,
MUNCIE
LIVE PACK
10A

CB15
CIR.
BRKR.,
BEACON
LAMPS
15A

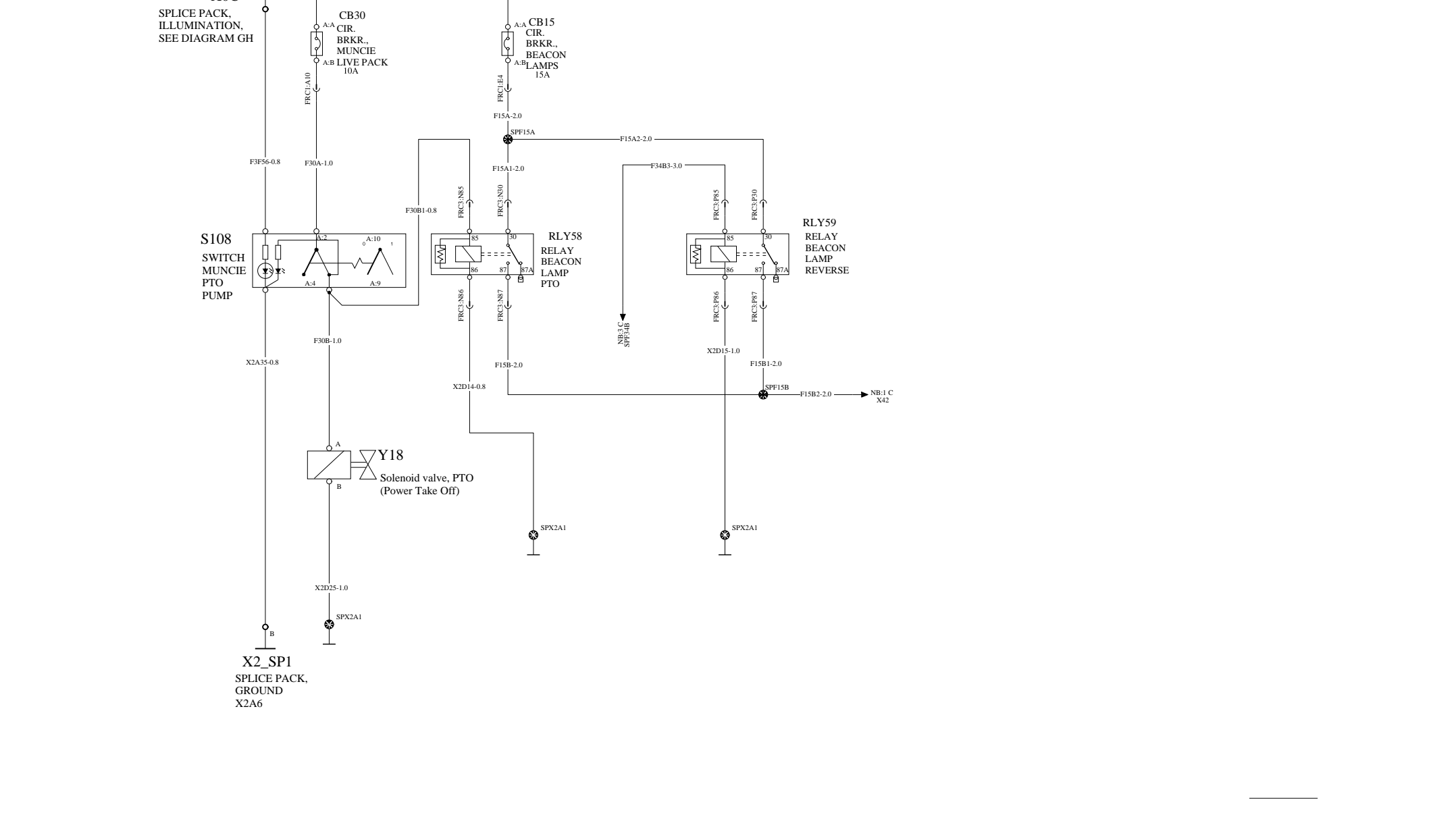
S108
SWITCH
MUNCIE
PTO
PUMP

RLY58
RELAY
BEACON
LAMP
PTO

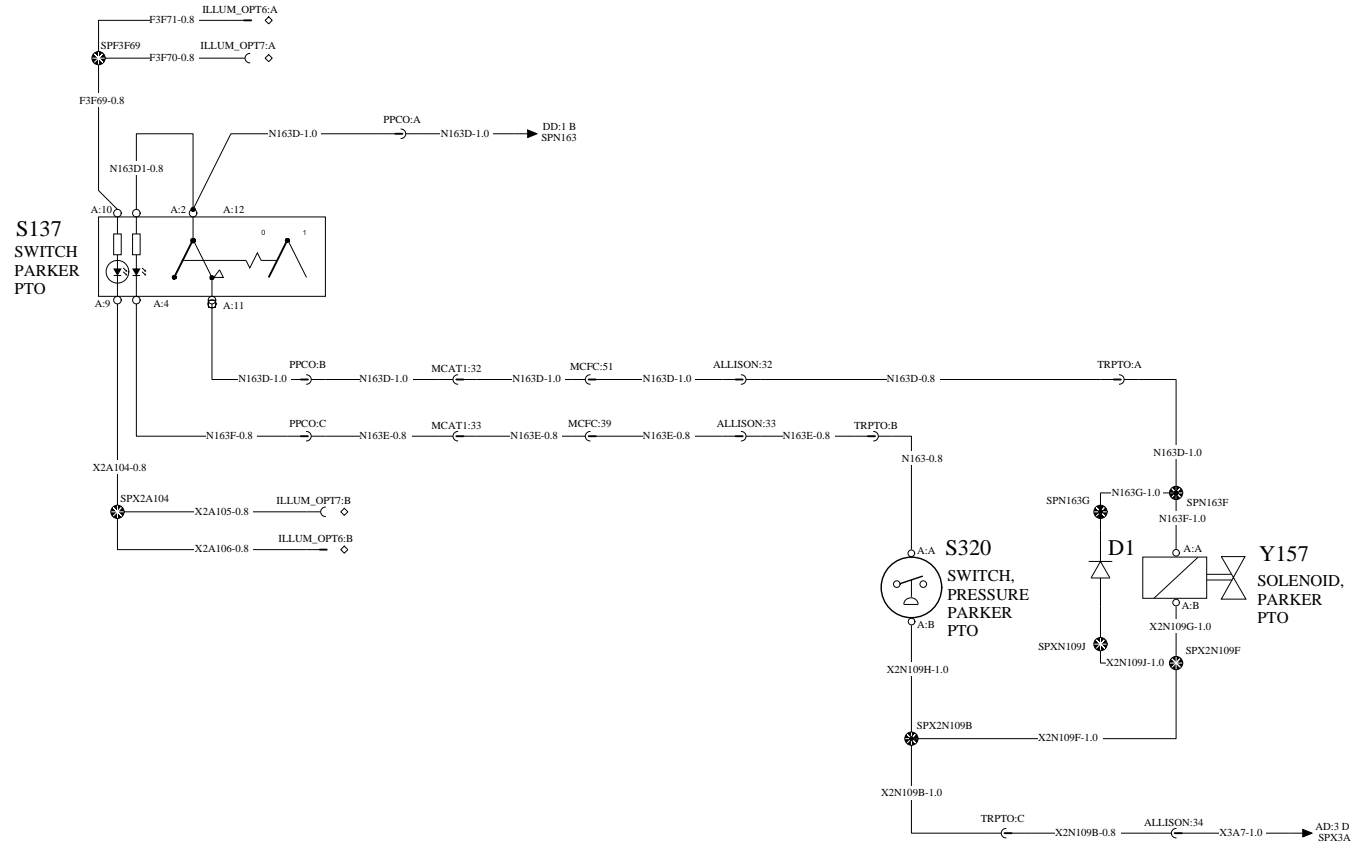
RLY59
RELAY
BEACON
LAMP
REVERSE

Y18
Solenoid valve, PTO
(Power Take Off)

X2_SP1
SPLICE PACK,
GROUND
X2A6

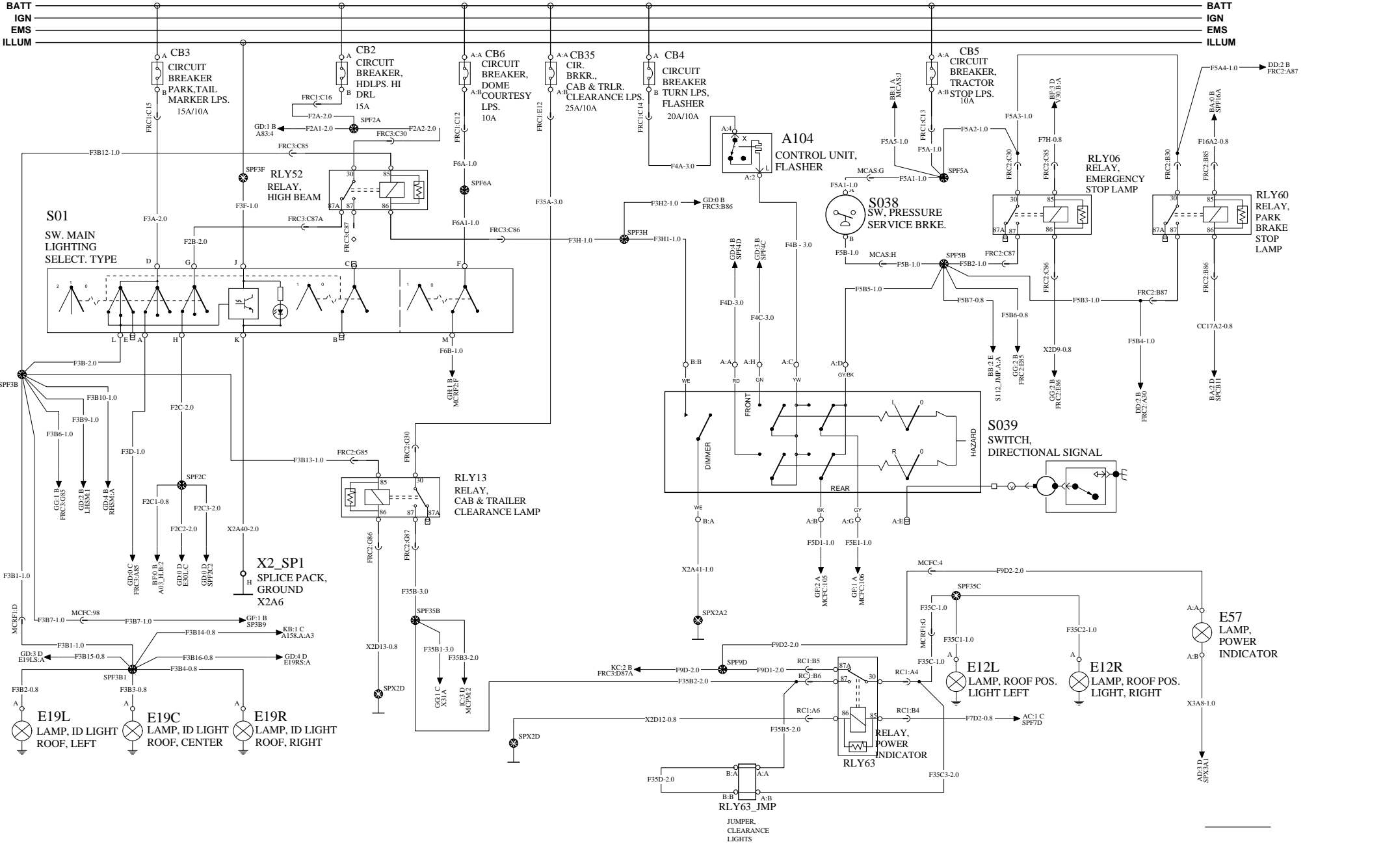


BATT _____ BATT
 IGN _____ IGN
 EMS _____ EMS
 ILLUM _____ ILLUM



LIGHTING CONTROL

WIRING DIAGRAM: GA



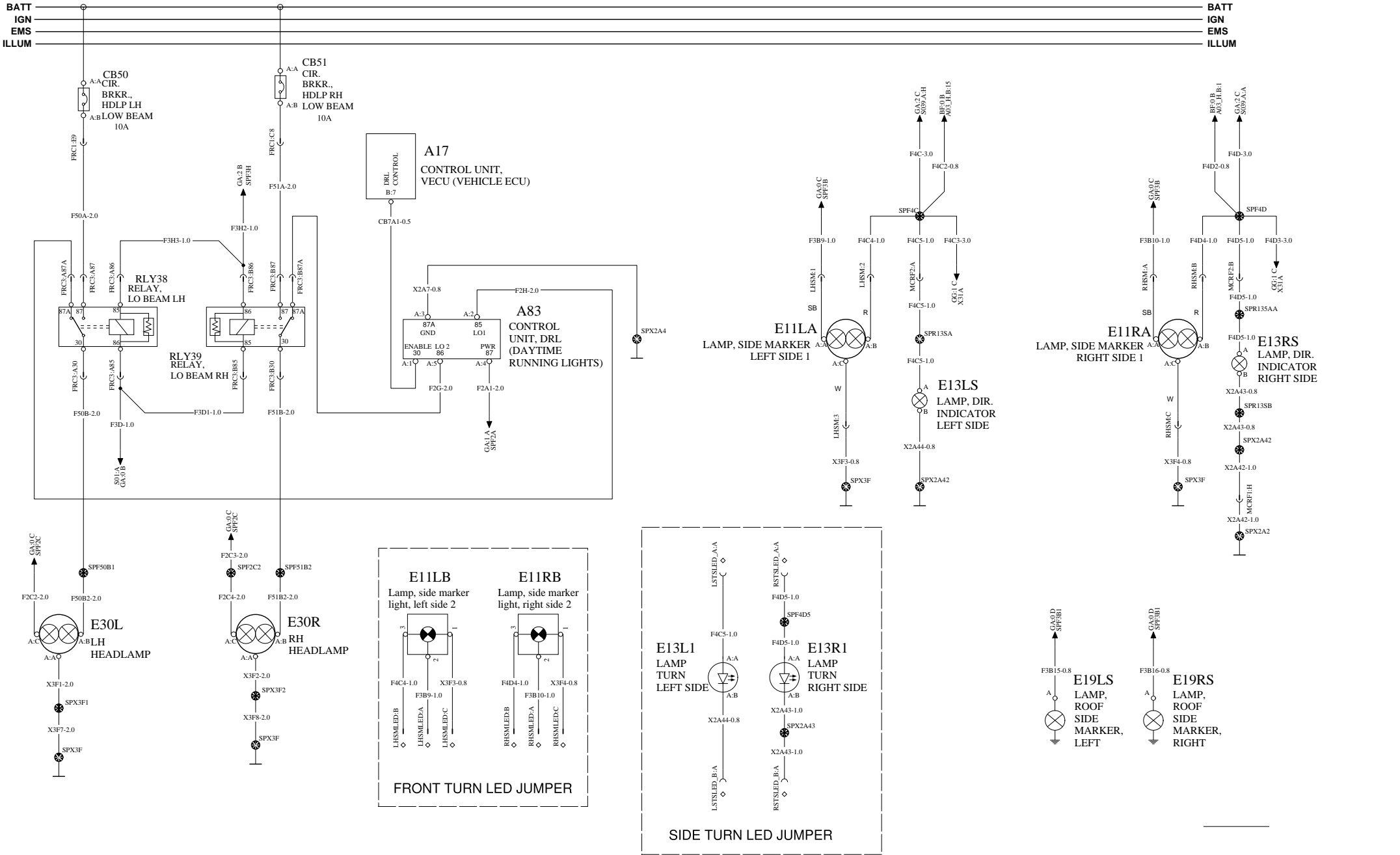
Document title
WIRING DIAGRAM, TYPE-OM - OBD ENGINE

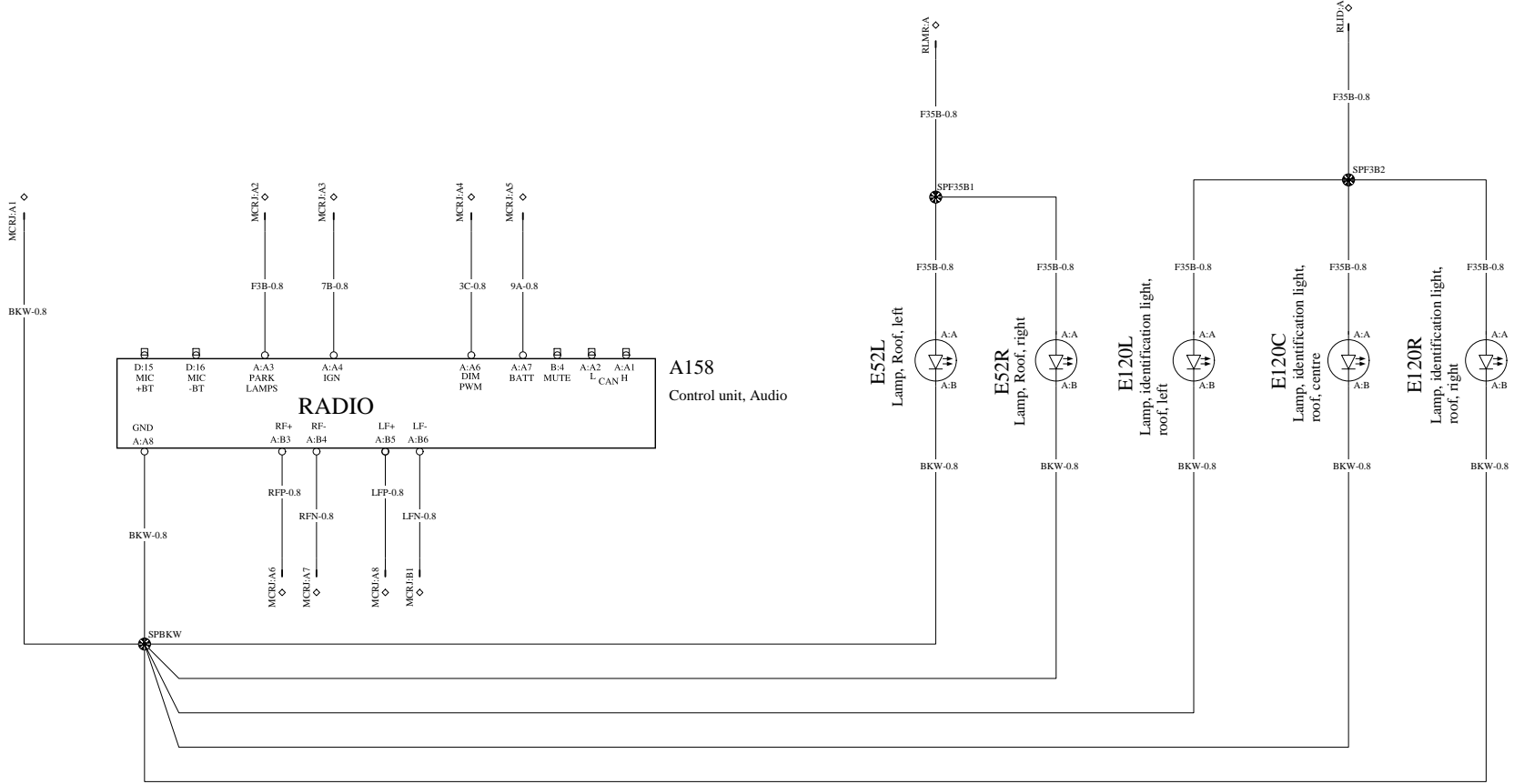
Document type
PRODUCT SCHEMATIC

Document No	Issue	Volume	Page
23994904	03	1 (2)	43 (63)

LIGHTING - FORWARD / SIGNAL

WIRING DIAGRAM: GD

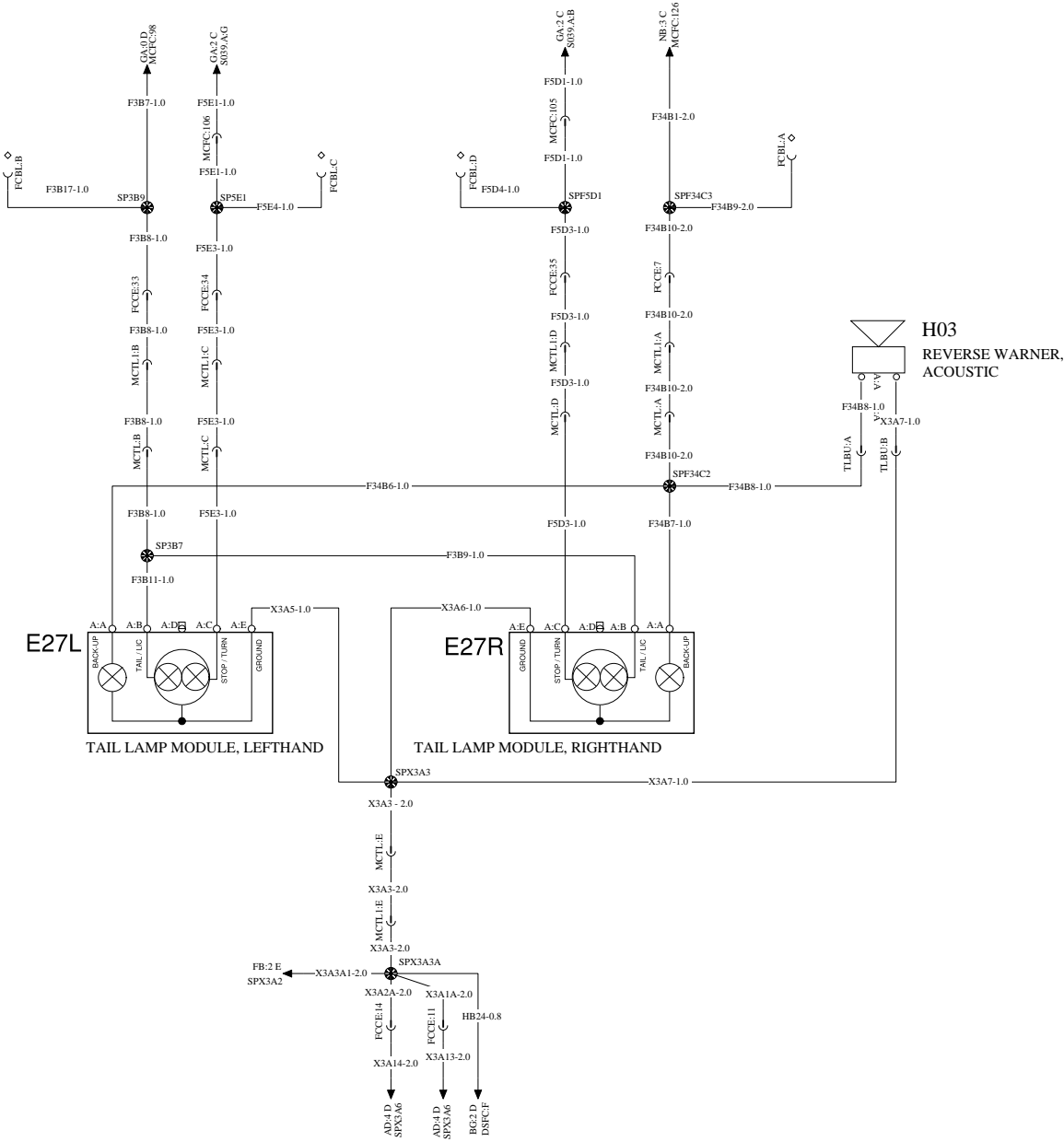




LIGHTING - TAIL LAMP

WIRING DIAGRAM: GF

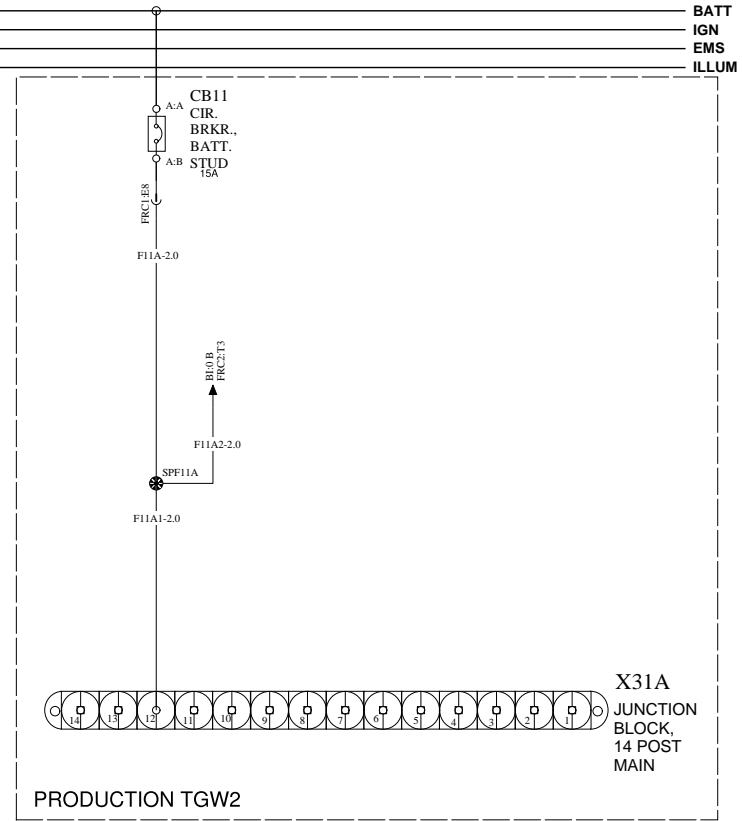
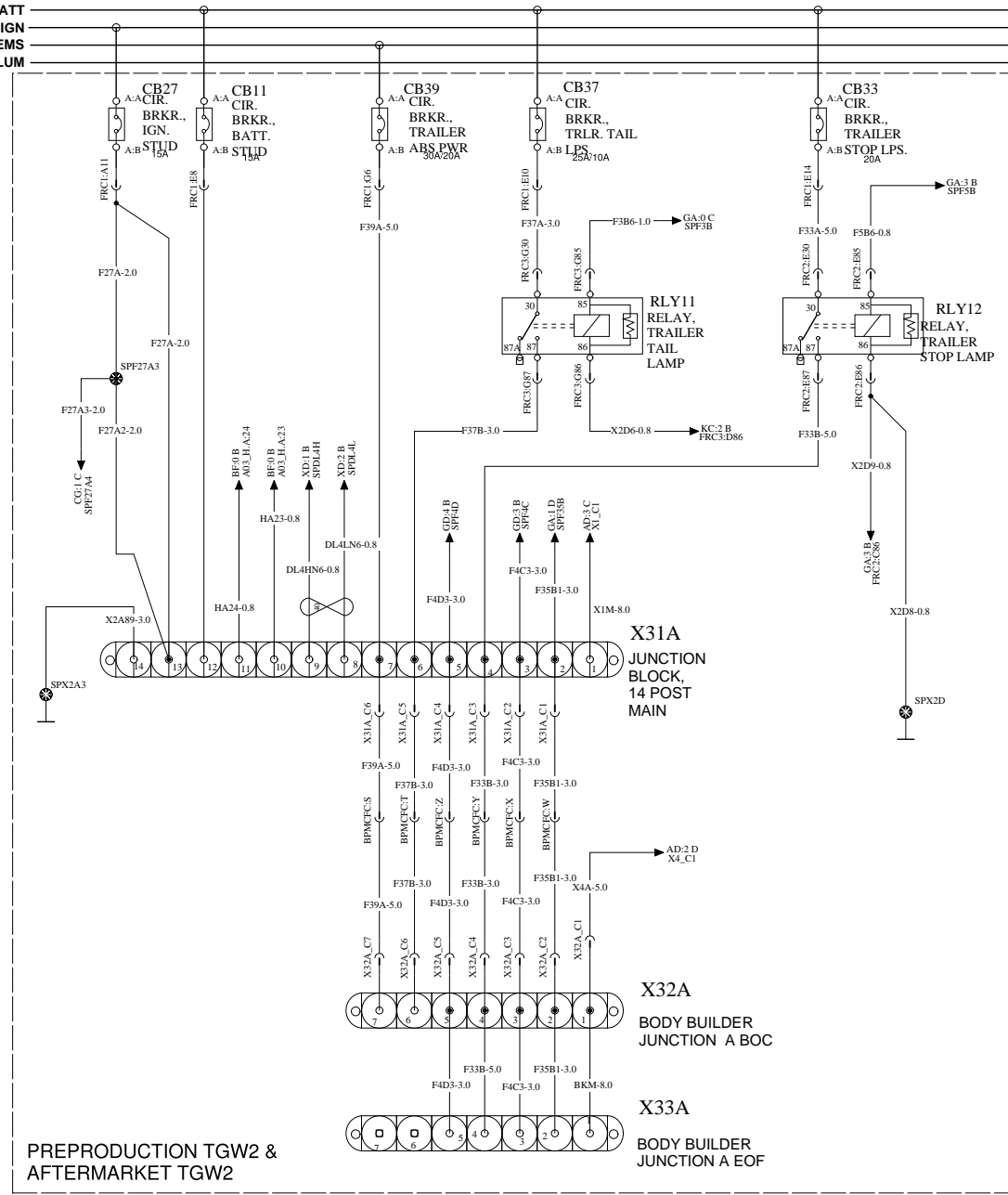
BATT
IGN
EMS
ILLUM



TRAILER LIGHTING CONTROL

WIRING DIAGRAM: GG

BATT
IGN
EMS
ILLUM

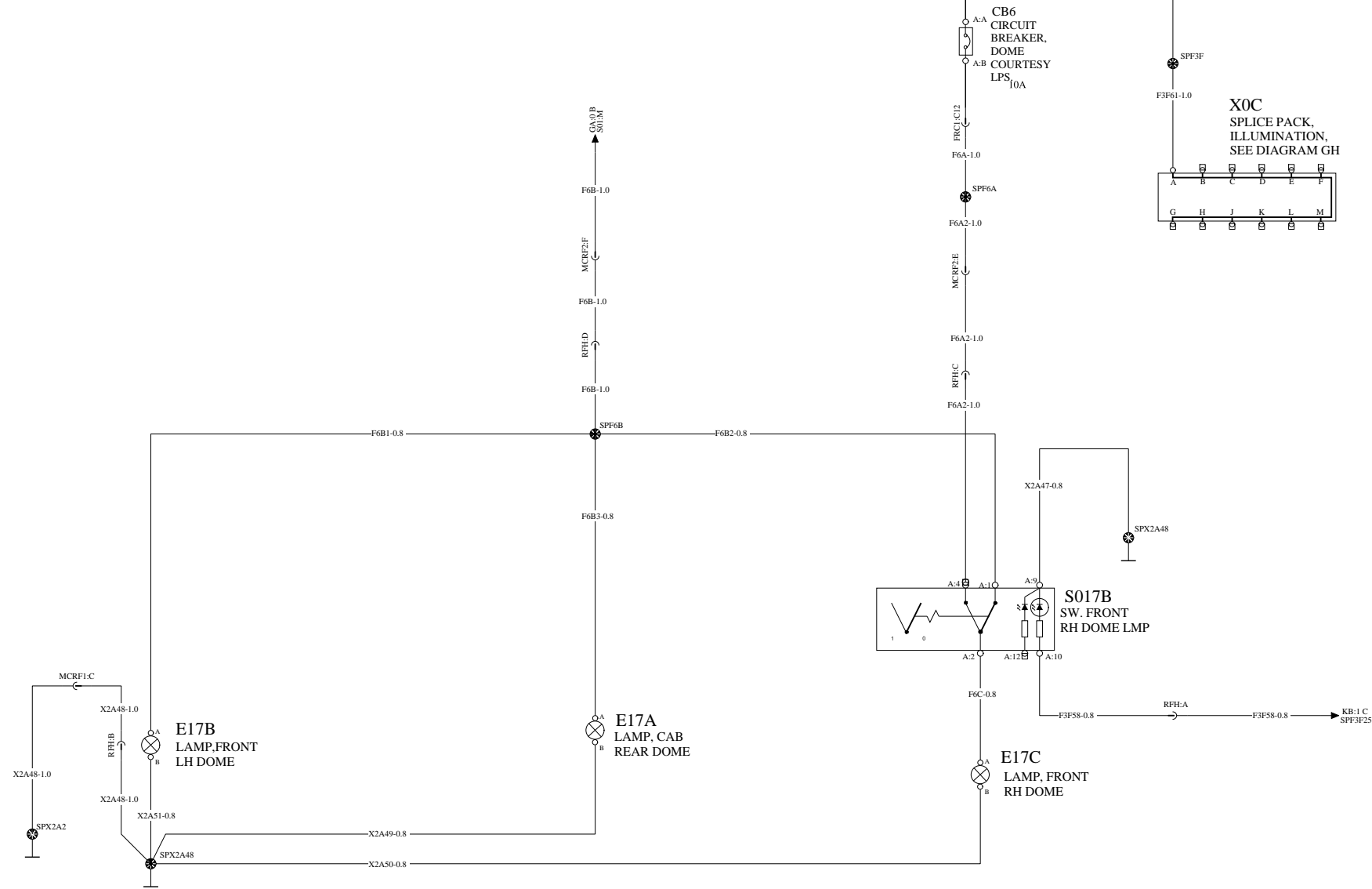


INTERIOR LIGHTING

WIRING DIAGRAM: GH

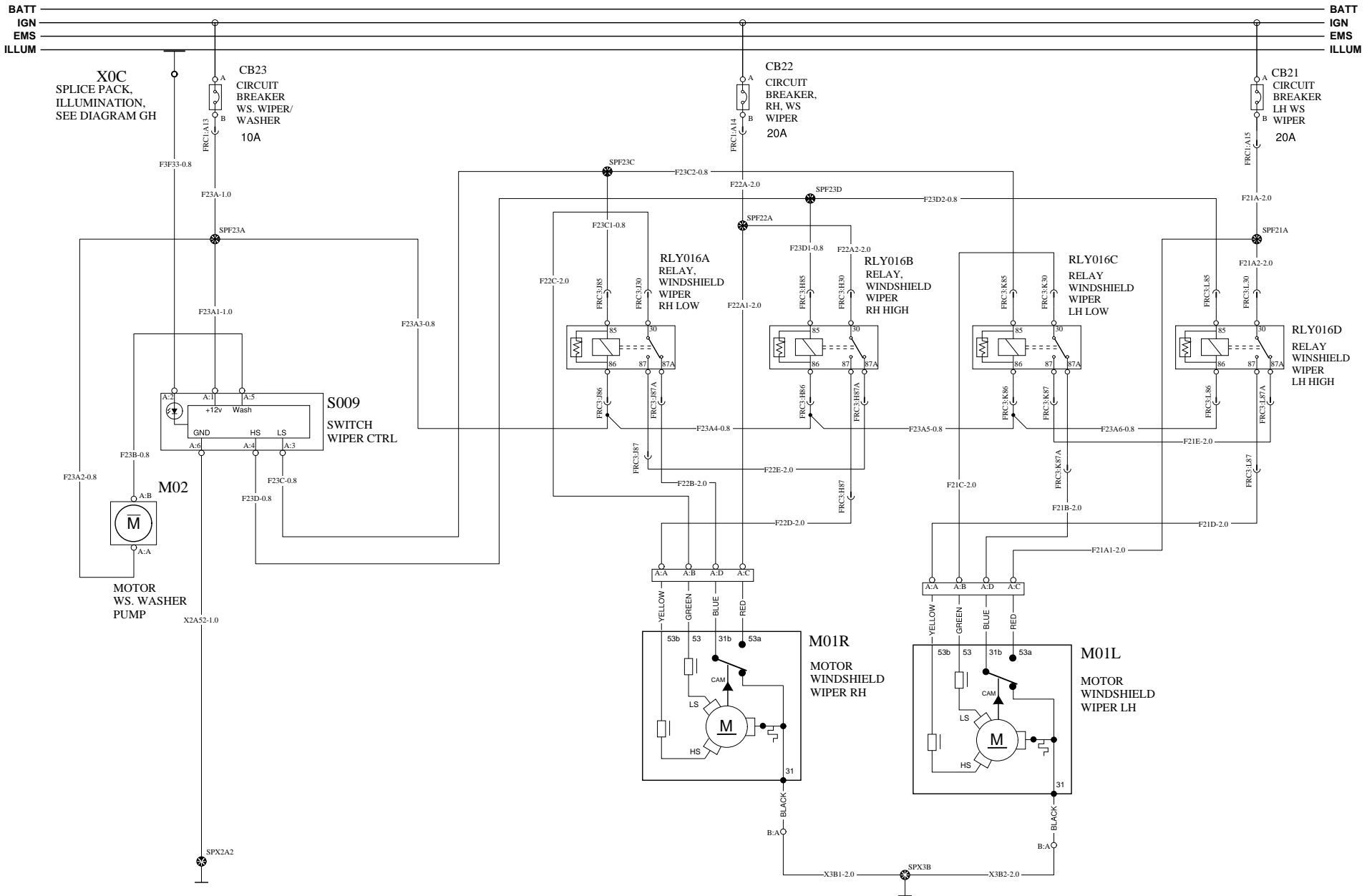
BATT
IGN
EMS
ILLUM

BATT
IGN
EMS
ILLUM



WIPER / WASHER

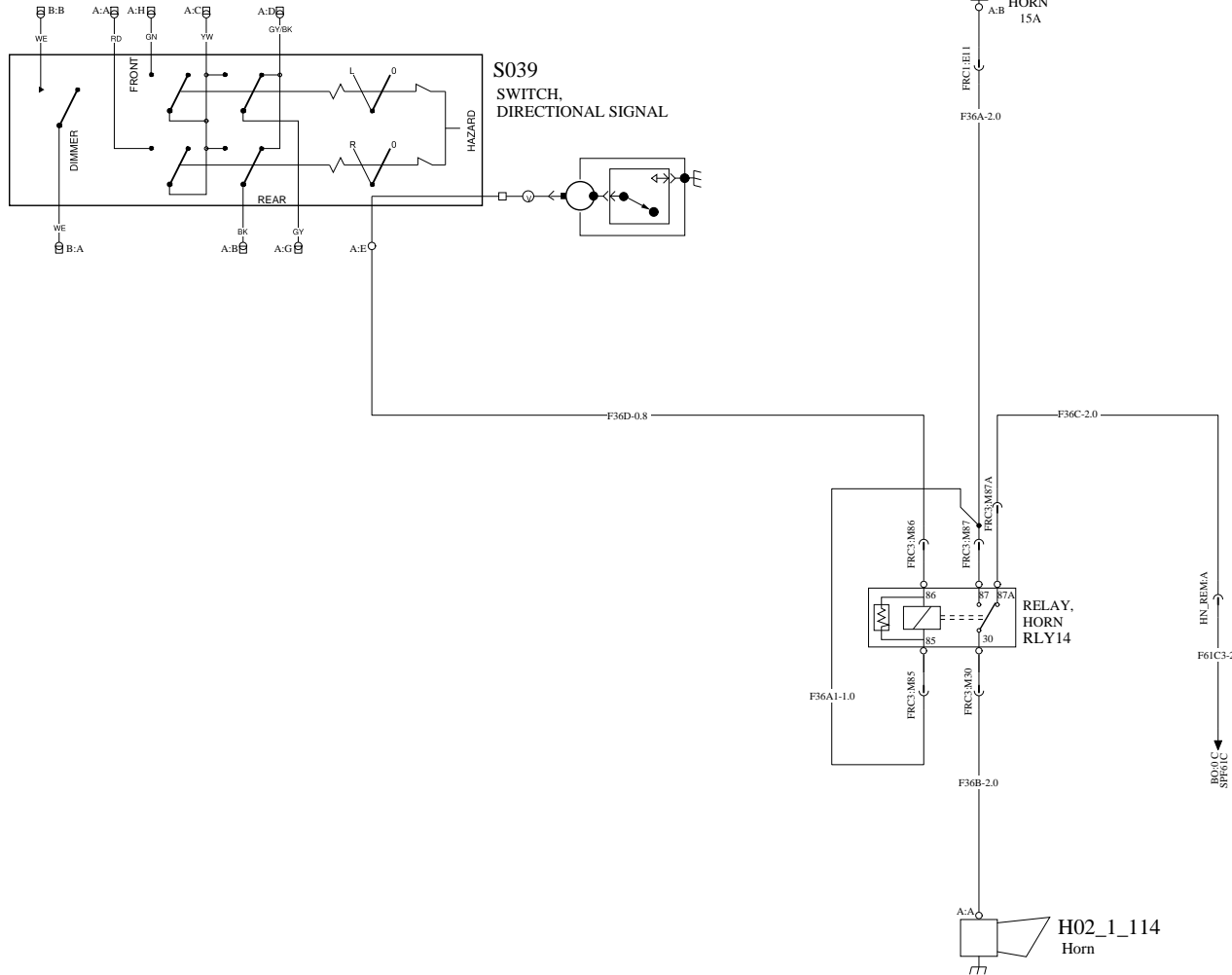
WIRING DIAGRAM: GP



HORN WIRING

WIRING DIAGRAM: GQ

BATT
IGN
EMS
ILLUM

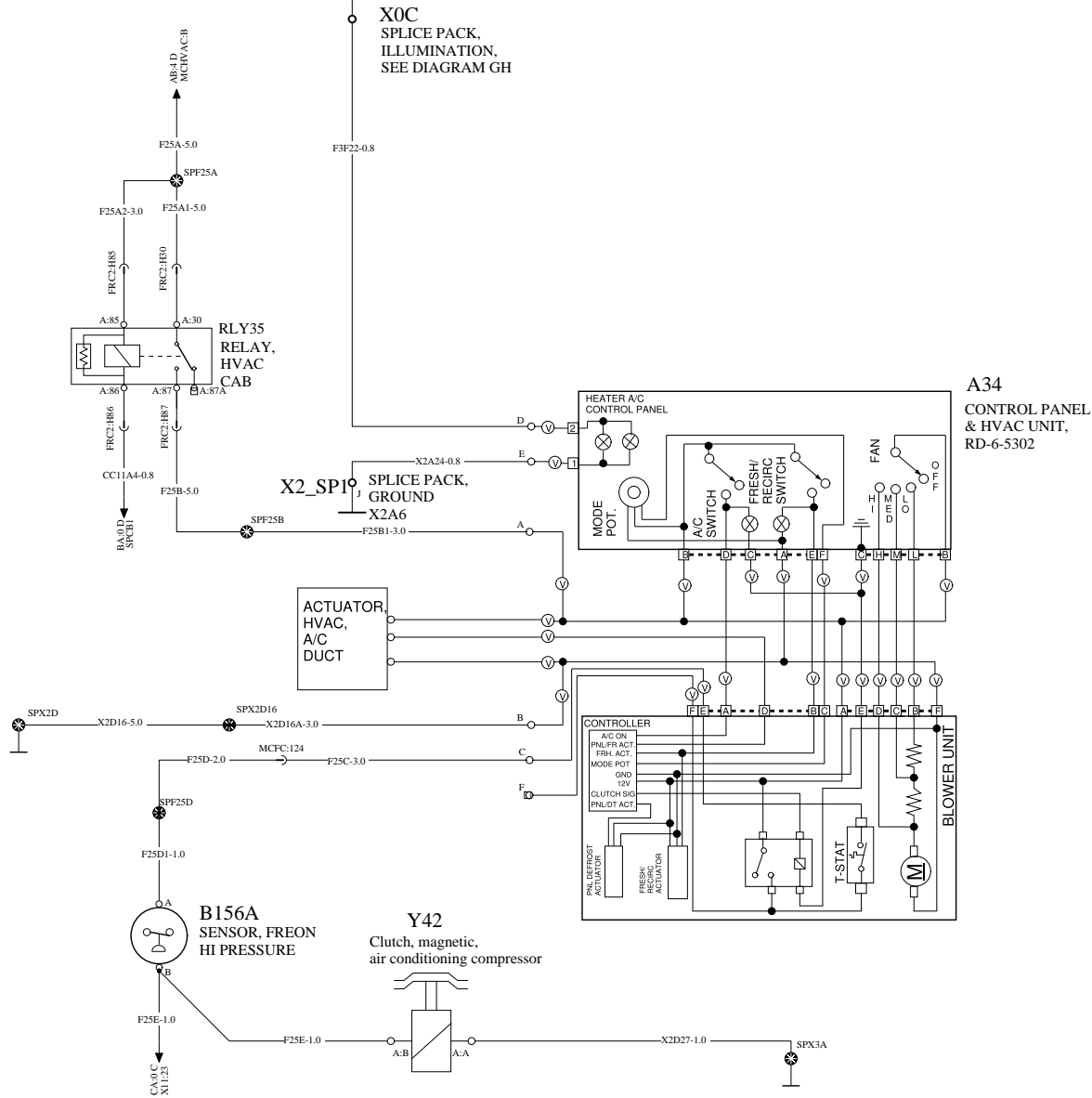


CLIMATE CONTROL

WIRING DIAGRAM: HA

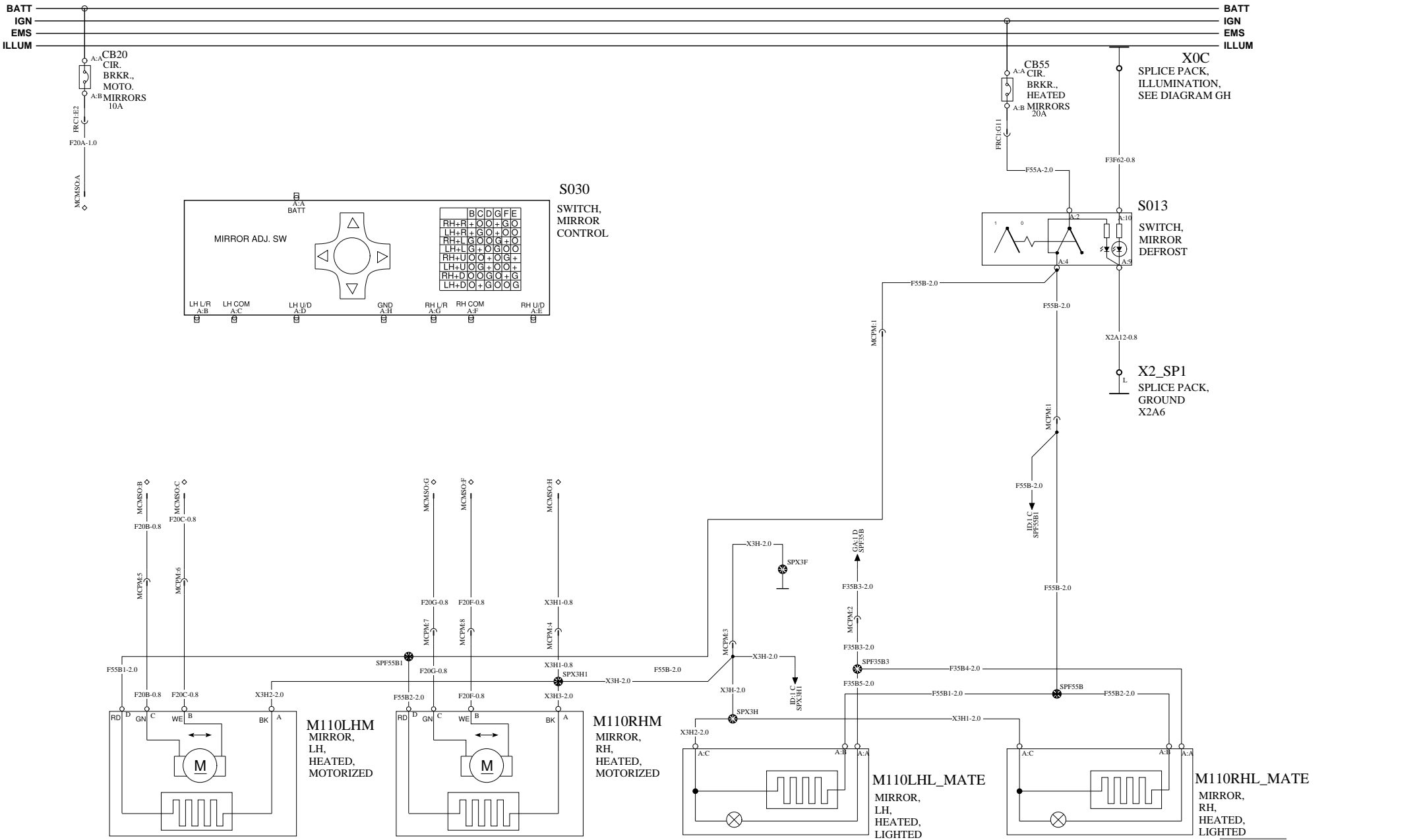
BATT
IGN
EMS
ILLUM

BATT
IGN
EMS
ILLUM



MIRROR CONTROL 1/2

WIRING DIAGRAM: IC

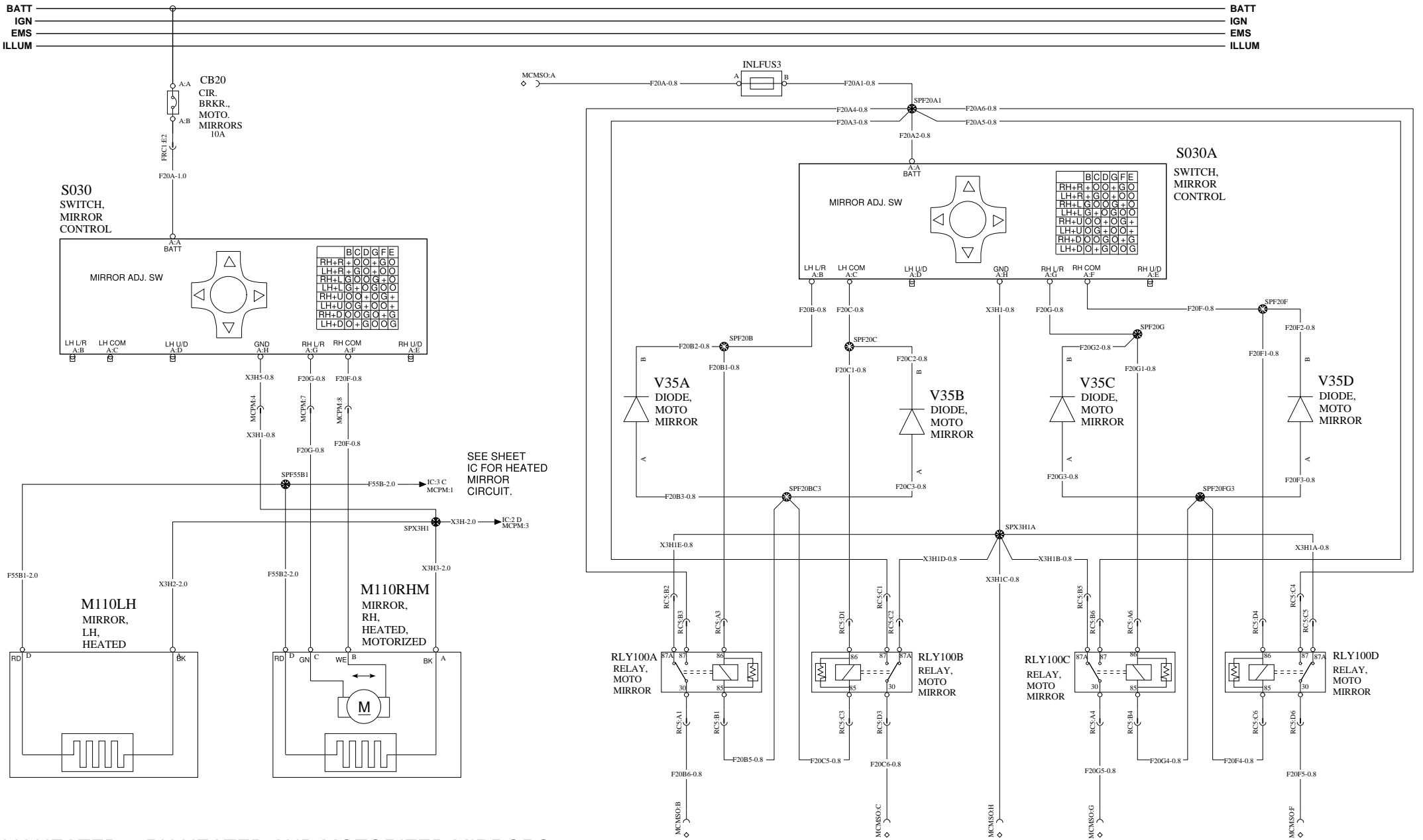


HEATED & MOTORIZED MIRRORS

HEATED & LIGHTED MIRRORS

MIRROR CONTROL 2/2

WIRING DIAGRAM: ID



LH HEATED & RH HEATED AND MOTORIZED MIRRORS

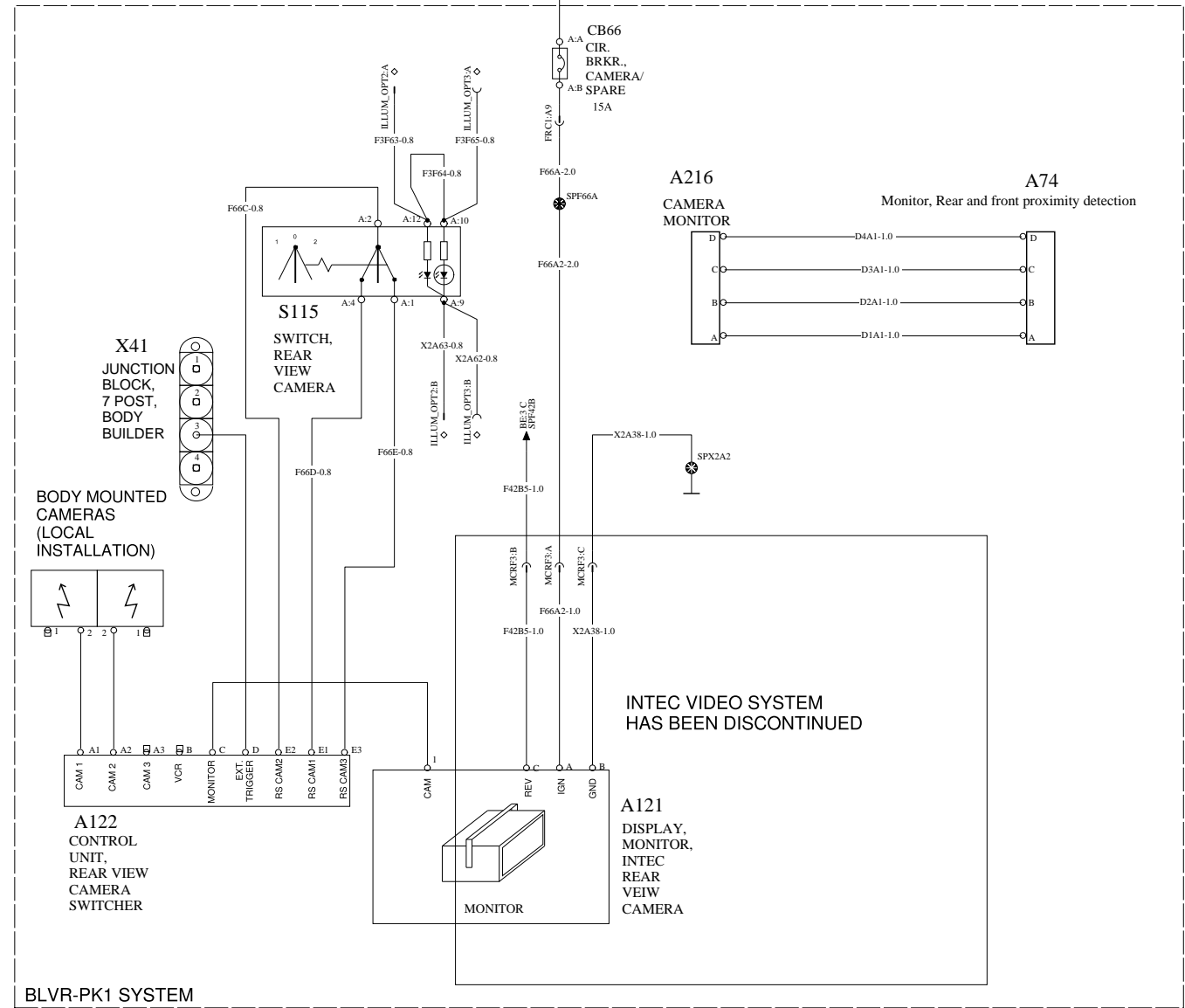
	Document title	Document No	Issue	Volume	Page
	WIRING DIAGRAM, TYPE-OM - OBD ENGINE Document type PRODUCT SCHEMATIC	23994904	03	1 (2)	53 (63)

VISUAL SYSTEMS

WIRING DIAGRAM: KA

BATT
IGN
EMS
ILLUM

BATT
IGN
EMS
ILLUM



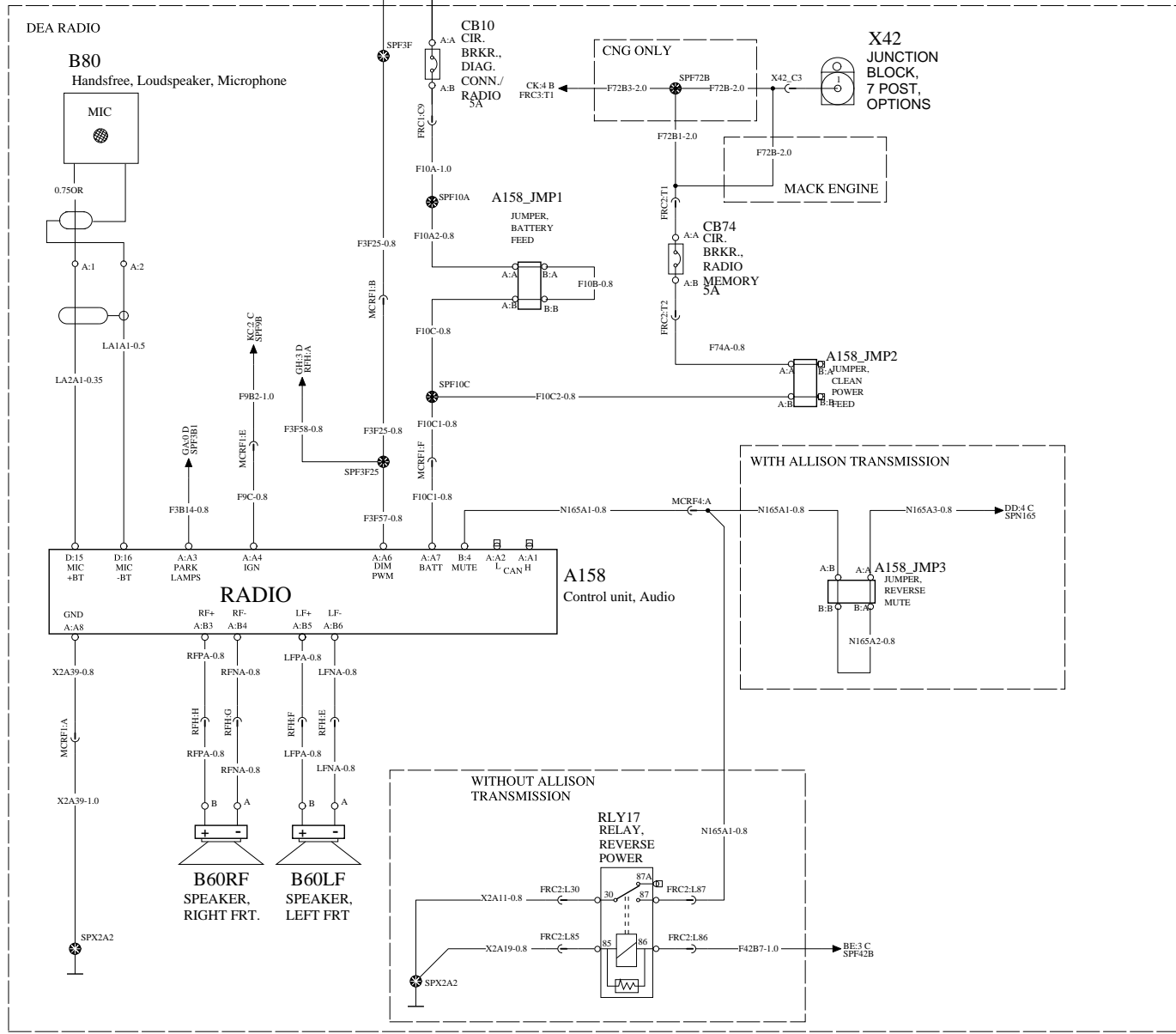
BLVR-PK1 SYSTEM

INTEC VIDEO SYSTEM
HAS BEEN DISCONTINUED

AUDIO SYSTEMS

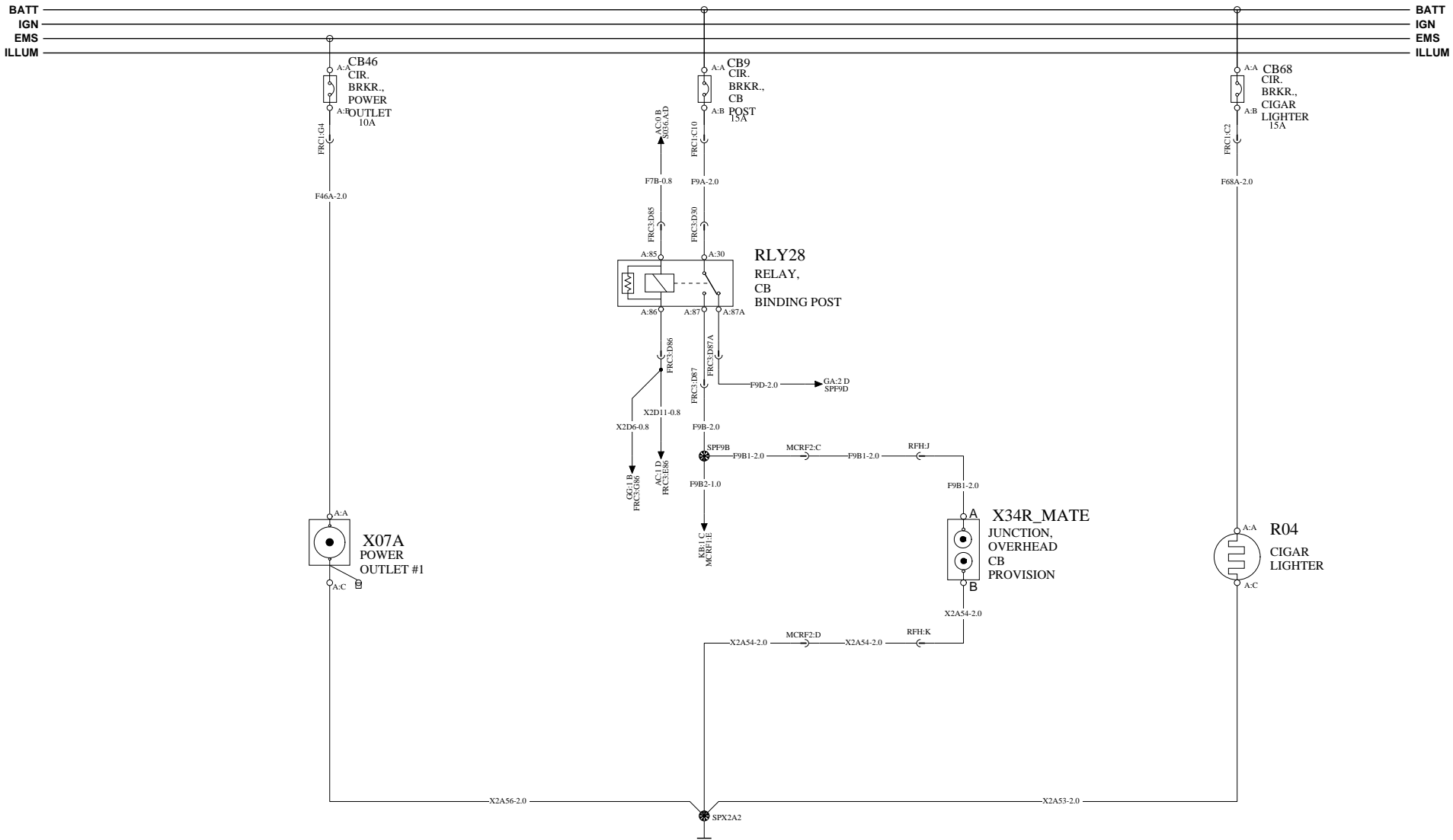
WIRING DIAGRAM: KB

BATT
IGN
EMS
ILLUM



POWER OUTLET CONNECTIONS

WIRING DIAGRAM: KC



DIAGNOSTICS / DATALINK 1 (MACK ENGINE)

WIRING DIAGRAM: XA

BATT
IGN
EMS
ILLUM

DATALINK 1 FOR MACK ENGINES CAN BE FOUND ON SHEET XA
DATALINK 1 FOR CUMMINS ENGINES CAN BE FOUND ON SHEET XB
DATALINK 2 CAN BE FOUND ON SHEET XC
J1587 CAN BE FOUND ON SHEET XD
DATALINK 10 FOR CUMMINS ENGINES CAN BE FOUND ON SHEET XE

FRC1/C9

CB10
CIR.
BRKR.,
DIAG.
CONN./
RADIO
5A

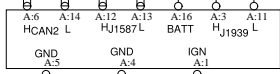
R08
RESISTOR,
TERMINATION
J1939 CAN

F10A-1.0

SPF10A

F10A1-0.8

OBD



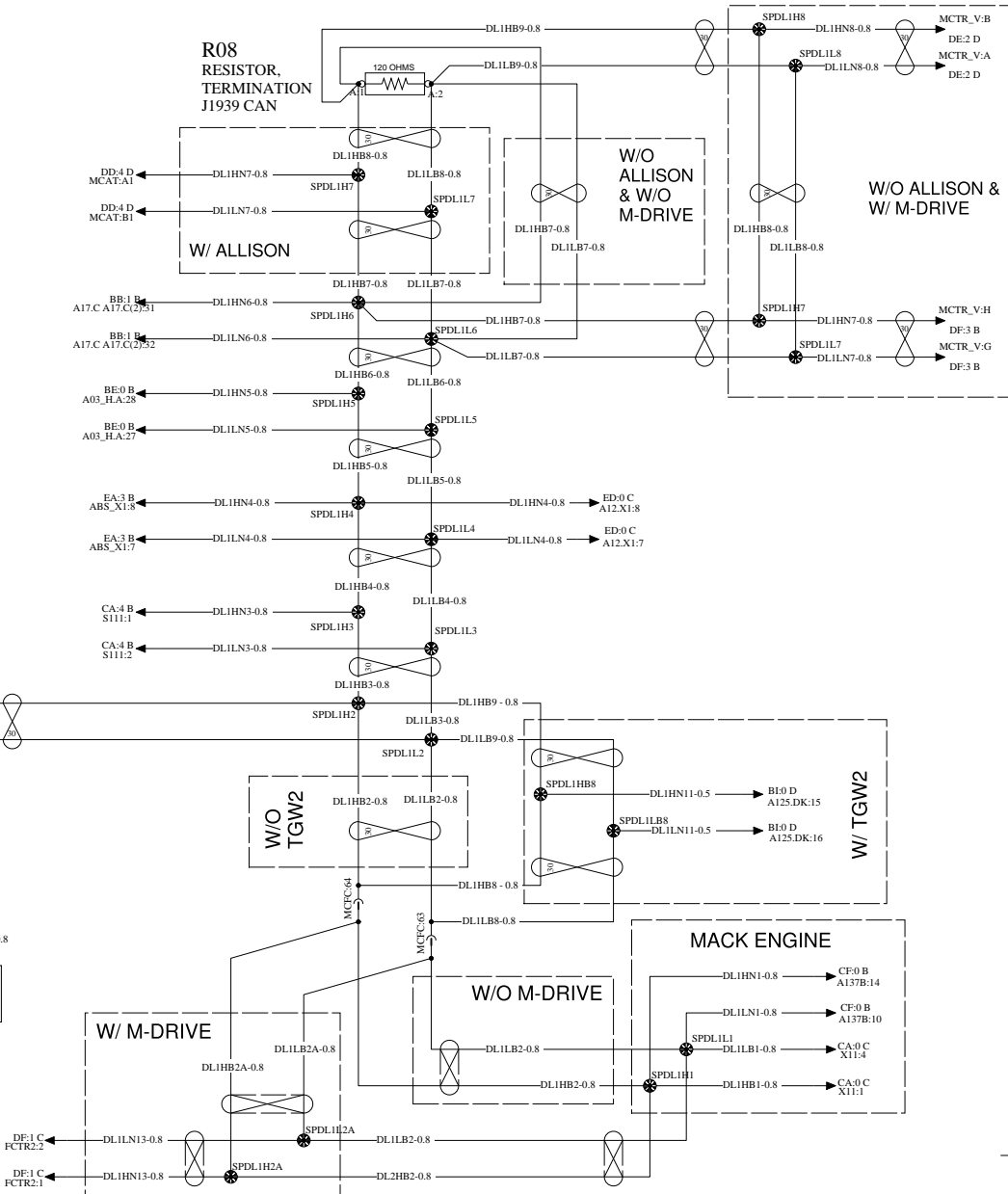
X1E5-0.8

X1E4-0.8

F7D5-0.8

SPX1E

AC1/C SPF7D



DD:4 D
MCAT:A1

DD:4 D
MCAT:B1

BB:1 B
A17.C A17.C(2)251

BB:1 B
A17.C A17.C(2)252

BE:0 B
A03_HA:28

BE:0 B
A03_HA:27

EA:3 B
ABS_X1:8

EA:3 B
ABS_X1:7

CA:4 B
S11:1

CA:4 B
S11:2

DF:1 C
FCTR2:2

DF:1 C
FCTR2:1

BATT
IGN
EMS
ILLUM

MCTR_V:B

DE:2 D

MCTR_V:A

DE:2 D

MCTR_V:H

DF:3 B

MCTR_V:G

DF:3 B

BI:0 D
A125.DK:15

BI:0 D
A125.DK:16

CF:0 B
A137B:14

CF:0 B
A137B:10

CA:0 C
X11:4

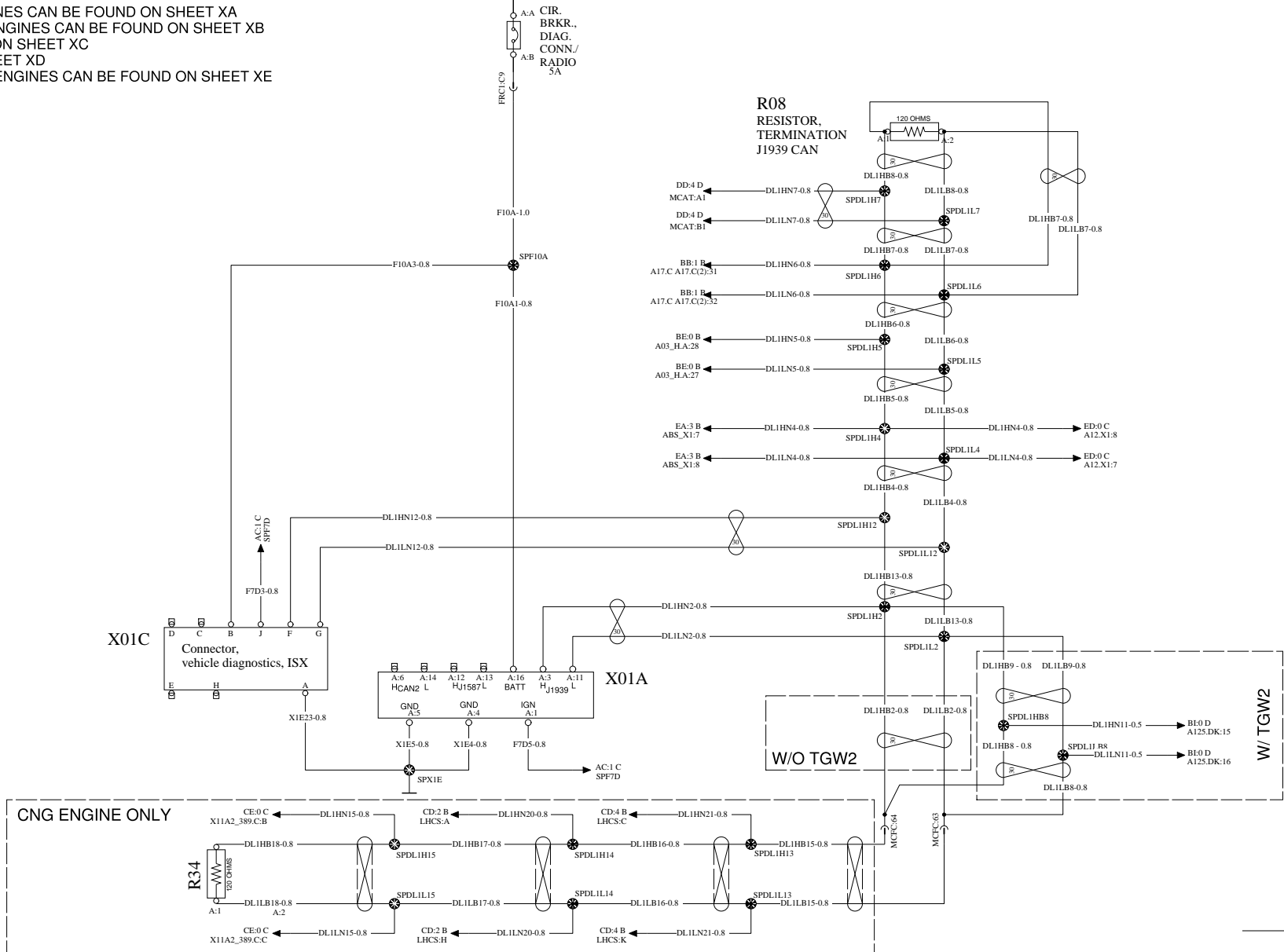
CA:0 C
X11:1

DIAGNOSTICS / DATALINK 1 (CUMMINS ENGINE)

WIRING DIAGRAM: XB

BATT
IGN
EMS
ILLUM

DATALINK 1 FOR MACK ENGINES CAN BE FOUND ON SHEET XA
DATALINK 1 FOR CUMMINS ENGINES CAN BE FOUND ON SHEET XB
DATALINK 2 CAN BE FOUND ON SHEET XC
J1587 CAN BE FOUND ON SHEET XD
DATALINK 10 FOR CUMMINS ENGINES CAN BE FOUND ON SHEET XE

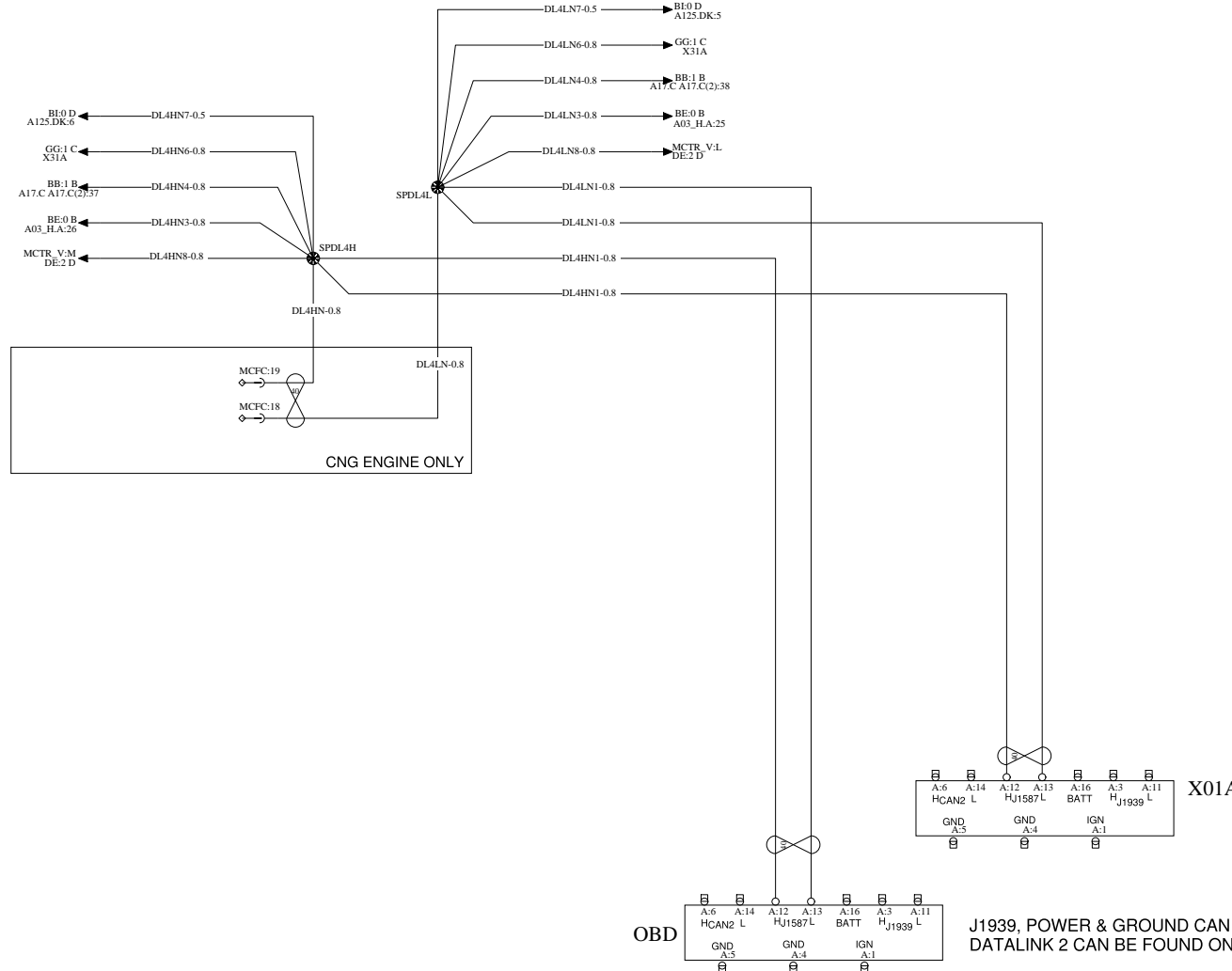


DATALINK 4

WIRING DIAGRAM: XD

BATT
IGN
EMS
ILLUM

BATT
IGN
EMS
ILLUM



J1939, POWER & GROUND CAN BE FOUND ON SHEET XA
DATALINK 2 CAN BE FOUND ON SHEET XCB

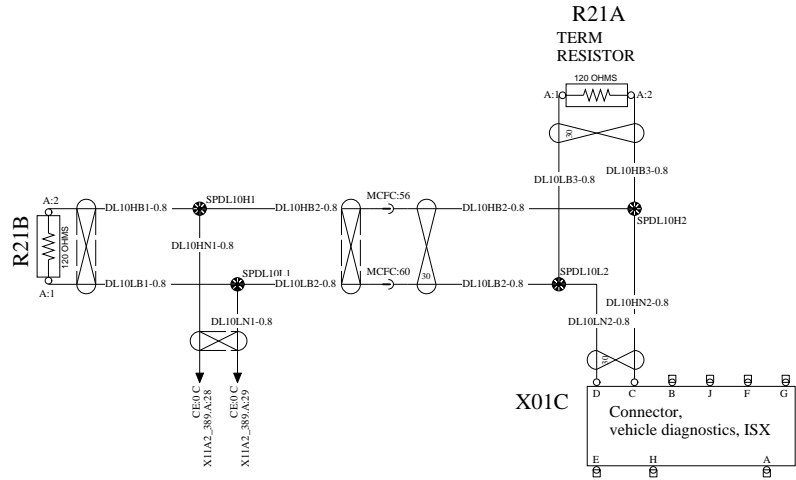
DATALINK 1 FOR MACK ENGINES CAN BE FOUND ON SHEET XA
DATALINK 1 FOR CUMMINS ENGINES CAN BE FOUND ON SHEET XB
DATALINK 2 CAN BE FOUND ON SHEET XC
J1587 CAN BE FOUND ON SHEET XD
DATALINK 10 FOR CUMMINS ENGINES CAN BE FOUND ON SHEET XE

DATALINK 10 (CUMMINS ENGINE)

WIRING DIAGRAM: XE

BATT _____ BATT
 IGN _____ IGN
 EMS _____ EMS
 ILLUM _____ ILLUM

DATALINK 1 FOR MACK ENGINES CAN BE FOUND ON SHEET XA
 DATALINK 1 FOR CUMMINS ENGINES CAN BE FOUND ON SHEET XB
 DATALINK 2 CAN BE FOUND ON SHEET XC
 J1587 CAN BE FOUND ON SHEET XD
 DATALINK 10 FOR CUMMINS ENGINES CAN BE FOUND ON SHEET XE



0

1

2

3

4

BILL OF MATERIALS INDEX (VOL 2)

NAME	PAGE
COMPONENTS	2
CABLES	6

NAME	PAGE
INLINES	8
FUSES AND CIRCUIT BREAKERS	11

NAME	PAGE
GROUNDS	12
RELAYS	13

NAME	PAGE
SPLICES	14
REFERENCES	16

A

A

B

B

C

C

D

D

E

E

VOLVO Group Trucks Technology

Document title
 WIRING DIAGRAM, TYPE-OM - OBD ENGINE

Document type
 PRODUCT SCHEMATIC

Document No
 23994904

Issue
 03

Volume
 2 (2)

Page
 1 (41)

0

1

2

3

4

COMPONENTS

COMPONENT	DESCRIPTION	PAGE
A03_A	DISPLAY, WARNING LAMP MODULE	BE 3 D
A03_B	GAUGE, SPEEDOMETER, VOLTMETER, TRANS. OIL	BE 1 C
A03_C	GAUGE, TACHOMETER, WATER TEMP., OIL PSI	BE 2 C
A03_D	GAUGE, DIESEL LEVEL & DIESEL FLUID LEVEL	BE 0 D
A03_E	GAUGE, PYROMETER	BE 1 E
A03_H	CONTROL UNIT, GAUGE DRIVER MODULE (GDM)	BE 0 B
A03_H	CONTROL UNIT, GAUGE DRIVER MODULE (GDM)	BF 0 B
A03_H	CONTROL UNIT, GAUGE DRIVER MODULE (GDM)	BG 0 C
A03_H	CONTROL UNIT, GAUGE DRIVER MODULE (GDM)	NB 3 A
A03_J	GAUGE, DUAL AIR	BE 0 E
A03_Z	GAUGE FUEL LEVEL LNG	CG 1 B
A12	Control unit, ABS (Anti-lock Brake System)	ED 0 C
A12A	CONTROL UNIT, ABS (ANTI-LOCK BRAKE SYS.)	EA 0 C
A13B	Control unit, TECU (automatic transmiss	DF 1 C
A17	CONTROL UNIT, VECU (VEHICLE ECU)	AC 1 A
A17	CONTROL UNIT, VECU (VEHICLE ECU)	BA 1 C
A17	CONTROL UNIT, VECU (VEHICLE ECU)	BB 1 B
A17	CONTROL UNIT, VECU (VEHICLE ECU)	BC 1 D
A17	CONTROL UNIT, VECU (VEHICLE ECU)	BD 2 D
A17	CONTROL UNIT, VECU (VEHICLE ECU)	BR 1 B
A17	CONTROL UNIT, VECU (VEHICLE ECU)	GD 1 A
A19E	GEARSELECTOR ALLISON	DD 0 E
A34	CONTROL PANEL & HVAC UNIT, RD-6-5302	HA 3 C
A36_1	CONTROL UNIT, BBM (BODYBUILDER MODULE), P	BK 3 D
A36_2	CONTROL UNIT, BBM (BODYBUILDER MODULE) PT	BL 2 D
A36_3_CHASSIS	BB BOC LIGHTING CONNECTOR	BJ 0 D
A36_4_MATE	CONTROL UNIT, BBM (BODYBUILDER MODULE), P	BN 3 D
A57	CONTROL UNIT, ALLISON TRANSMISSION	DC 0 A
A57	CONTROL UNIT, ALLISON TRANSMISSION	DD 0 D
A58	Allison Transmission	DC 0 D
A74	Monitor, Rear and front proximity detecti	KA 2 B
A83	CONTROL UNIT, DRL (DAYTIME RUNNING LIGHT	GD 1 B
A92A	CONTROL UNIT AUX. COOLING FAN	CD 1 C
A92B	CONTROL UNIT AUX. COOLING FAN	CD 3 C
A104	CONTROL UNIT, FLASHER	GA 2 A
A108A	TRANSMISSION RETARDER	DC 3 D
A109	Control unit, GSECU (Gearshift ECU)	DE 3 D
A109	Control unit, GSECU (Gearshift ECU)	DF 4 A
A121	DISPLAY, MONITOR, INTEC REAR VEWI CAMERA	KA 1 D
A122	CONTROL UNIT, REAR VIEW CAMERA SWITCHER	KA 0 D
A123P	GAUGE, LIFT AXLE, PUSHER	BE 2 B
A123T	GAUGE, LIFT AXLE, TAG	BE 2 B
A124	DISPLAY, HOUR METER	BL 4 A
A125	Control unit, TGW (Telematics Gateway)	BI 0 D
A125_AM	CONTROL UNIT, TGW (TELEMATICS GATEWAY)	BI 2 D
A137B	Contol Module, ACM (Adblue control modu	CF 0 B
A137B	Contol Module, ACM (Adblue control modu	CH 0 B
A138	PUMP UNIT, ADBLUE	CF 1 E
A158	Control unit, Audio	GE 2 C
A158	Control unit, Audio	KB 1 C

COMPONENT	DESCRIPTION	PAGE
A158_JMP1	JUMPER, BATTERY FEED	KB 2 B
A158_JMP2	JUMPER, CLEAN POWER FEED	KB 3 B
A158_JMP3	JUMPER, REVERSE MUTE	KB 3 C
A175A	TMC 1226 TESP	BY 1 E
A216	CAMERA MONITOR	KA 1 B
A230	FUSE HOLDER W COVER	BQ 0 A
A230	FUSE HOLDER W COVER	CF 0 A
A230	FUSE HOLDER W COVER	NB 1 B
A268A	MODULE PTO 1	BS 1 A
A268B	MODULE PTO 2	BS 2 A
B07	SENSOR, FUEL LEVEL	BF 0 D
B07A	SENSOR LNG FUEL LEVEL	CG 1 C
B09B	Sensor, oil temperature, gearbox	BF 1 D
B13	SENSOR, WHEEL SPD LH FRT AXLE	EA 1 B
B13	SENSOR, WHEEL SPD LH FRT AXLE	ED 0 D
B14	SENSOR WHEEL SPD RH FRT AXLE	EA 1 B
B14	SENSOR WHEEL SPD RH FRT AXLE	ED 0 D
B15	SENSOR, WHEEL SPD LH RR RR AXLE	EA 0 D
B15	SENSOR, WHEEL SPD LH RR RR AXLE	ED 0 B
B16	SENSOR, WHEEL SPD RH RR RR AXLE	EA 1 D
B16	SENSOR, WHEEL SPD RH RR RR AXLE	ED 1 B
B17	SENSOR, WHEEL SPD LH 3RD AXLE	EA 2 E
B17	SENSOR, WHEEL SPD LH 3RD AXLE	ED 2 D
B18	SENSOR, WHEEL SPD RH 3RD AXLE	EA 2 E
B18	SENSOR, WHEEL SPD RH 3RD AXLE	ED 3 D
B22C	SENSOR AMBIENT AIR TEMP	CE 2 D
B23	SENSOR, AMBIENT AIR TEMP.	BF 2 C
B25A	SENSOR ACCELERATOR PEDAL	BB 3 E
B60LF	SPEAKER, LEFT FRT	KB 1 D
B60RF	SPEAKER, RIGHT FRT.	KB 1 D
B68	SENSOR, OUTPUT SHAFT SPD, GEARBOX	BB 0 D
B68_B	Sensor, output shaft speed, gearbox	BB 1 D
B80	Handsfree, Loudspeaker, Microphone	KB 1 B
B105	SENSOR, RETARDER TEMP	DC 3 D
B121	SENSOR, LOW LEVEL WASHER FLUID	BG 0 C
B122A	SENSOR EXHAUST TEMPERATURE CATALYST	CE 2 D
B122B	SENSOR CATALYST OUTLET TEMP.2	CE 2 D
B123A	SENSOR COOLANT LEVEL	CE 1 D
B124FR	SENSOR, OIL TEMP., FRONT REAR AXLE	BF 0 D
B124RR	SENSOR, OIL TEMP., REAR REAR AXLE	BF 1 D
B133	SENSOR, AIR FILTER RESTRICTION	BG 0 A
B142C	Sensor, AdBlue level and temperature	CA 3 C
B156	SENSOR, FREON HI PRESSURE - FAN	BD 2 C
B156A	SENSOR, FREON HI PRESSURE	HA 2 D
B185A	SENSOR OXYGEN OUTLET EGO	CE 3 D
B272	Sensor, Pressure Crankcase	CE 1 D
B300B	METHANE SENSOR ENGINE	CK 1 C
B319	SENSOR ALARM CO	CK 1 D
B322	Sensor, Air Pressure, Park Brake	BA 1 D
DCL_MATE_1	CONNECTOR, DCL MATE, BODYLINK REFUSE	BP 0 A

COMPONENTS

COMPONENT	DESCRIPTION	PAGE
DCL_MATE_2	CONNECTOR DCL MATE BODYLINK REFUSE	BP 3 B
DUAL_PTO_JMP	PLUG, JUMPER WIRE	FB 1 A
E11LA	LAMP, SIDE MARKER LEFT SIDE 1	GD 2 B
E11LB	Lamp, side marker light, left side 2	GD 1 D
E11RA	LAMP, SIDE MARKER RIGHT SIDE 1	GD 4 B
E11RB	Lamp, side marker light, right side 2	GD 2 D
E12L	LAMP, ROOF POS. LIGHT LEFT	GA 3 D
E12R	LAMP, ROOF POS. LIGHT, RIGHT	GA 3 D
E13L1	LAMP TURN LEFT SIDE	GD 2 D
E13LS	LAMP, DIR. INDICATOR LEFT SIDE	GD 3 C
E13R1	LAMP TURN RIGHT SIDE	GD 2 D
E13RS	LAMP, DIR. INDICATOR RIGHT SIDE	GD 4 B
E17A	LAMP, CAB REAR DOME	GH 1 D
E17B	LAMP, FRONT LH DOME	GH 0 D
E17C	LAMP, FRONT RH DOME	GH 3 D
E19C	LAMP, ID LIGHT ROOF, CENTER	GA 0 D
E19L	LAMP, ID LIGHT ROOF, LEFT	GA 0 D
E19LS	LAMP, ROOF SIDE MARKER, LEFT	GD 3 D
E19R	LAMP, ID LIGHT ROOF, RIGHT	GA 0 D
E19RS	LAMP, ROOF SIDE MARKER, RIGHT	GD 4 D
E27L	TAIL LAMP MODULE, LEFTHAND	GF 0 C
E27R	TAIL LAMP MODULE, RIGHTHAND	GF 2 C
E30L	LH HEADLAMP	GD 0 D
E30R	RH HEADLAMP	GD 0 D
E38_08	LAMP, INDICATOR, IWDL	BD 1 B
E38_12	LAMP INDICATOR, PTO	BK 3 B
E38_12	LAMP INDICATOR, PTO	BL 3 A
E38_12B	LAMP INDICATOR, PUMP ON PTO #2 OIL LEVEL	BN 1 C
E52L	Lamp, Roof, left	GE 3 C
E52R	Lamp, Roof, right	GE 4 C
E57	LAMP, POWER INDICATOR	GA 4 D
E120C	Lamp, identification light, roof, centre	GE 4 C
E120L	Lamp, identification light, roof, left	GE 4 C
E120R	Lamp, identification light, roof, right	GE 5 C
G01	BATTERY	AC 3 C
G01	BATTERY	AD 1 B
G01	BATTERY	BQ 0 A
G01	BATTERY	CF 0 B
G01	BATTERY	NB 1 B
G02	ALTERNATOR	AC 4 A
G02	ALTERNATOR	AD 1 D
G02	ALTERNATOR	BP 0 B
H02_1_114	Horn	GQ 3 D
H03	REVERSE WARNER, ACOUSTIC	GF 2 B
H16	METHANE FUME DETECTOR	CK 1 B
H17	METHANE DETECTION STATUS	CK 3 B
M01L	MOTOR WINDSHIELD WIPER LH	GP 3 C
M01R	MOTOR WINDSHIELD WIPER RH	GP 2 C
M02	MOTOR WS. WASHER PUMP	GP 0 C
M110LH	MIRROR, LH, HEATED	ID 0 D

COMPONENT	DESCRIPTION	PAGE
M110LHL_MATE	MIRROR, LH, HEATED, LIGHTED	IC 2 D
M110LHM	MIRROR, LH, HEATED, MOTORIZED	IC 0 D
M110RHL_MATE	MIRROR, RH, HEATED, LIGHTED	IC 3 D
M110RHM	MIRROR, RH, HEATED, MOTORIZED	IC 1 D
M110RHM	MIRROR, RH, HEATED, MOTORIZED	ID 1 D
M120A	MOTOR, AUX. COOLING FAN #1	CD 0 E
M120B	MOTOR, AUX. COOLING FAN #2	CD 1 E
M121A	MOTOR AUX COOLING FAN #1	CD 2 D
M121B	MOTOR AUX COOLING FAN #2	CD 3 D
MC_DUAL_PTO_JMP	PLUG, JUMPER WIRE	BC 0 A
OBD	OBD	XA 1 D
OBD	OBD	XC 2 E
OBD	OBD	XD 2 D
R01	HEATER, ENGINE PREHEAT	AD 0 D
R01A	RESISTOR 110V ENGINE HEATER	CC 3 C
R04	CIGAR LIGHTER	KC 3 C
R05	AIR DRYER, HEATED	FA 2 C
R05_A	AIR DRYER	FA 0 C
R08	RESISTOR, TERMINATION J1939 CAN	XA 2 A
R08	RESISTOR, TERMINATION J1939 CAN	XB 3 B
R08-2	RESISTOR, TERMINATING DATALINK 2	XC 1 D
R08B	TERM RESISTOR	BY 3 A
R09	HEATER, FUEL WATER SEPARATOR	CC 2 C
R14	Termination resistor	XC 4 C
R18A	HEATER, HEATED DRAIN VALVE, COOLING TANK	FA 2 C
R18B	HEATER, HEATED DRAIN VALVE, WET TANK	FA 1 C
R21A	TERM RESISTOR	XE 2 B
R21B	TERM RESISTOR	XE 1 C
R29	HEATER, NOxCARE TANK TO PUMP HOSE	CH 3 D
R31	HEATER, NOxCARE PUMP TO INJECTOR HOSE	CH 3 D
R34	Termination resistor	XB 1 E
R39A	RESISTOR CUMMINS PULL UP IVS	BC 2 B
R39B	RESISTOR CUMMINS PULL DOWN FUEL LEVEL	BF 0 C
RD		AC 3 B
RD		AD 0 A
RLY63_JMP	JUMPER, CLEARANCE LIGHTS	GA 2 E
S01	SW. MAIN LIGHTING SELECT. TYPE	GA 0 B
S006	SWITCH, SPEED CONTROL	BA 2 B
S07	SWITCH' ENG BRK SELECTOR	BA 2 B
S007	SWITCH, SET/RESUME	BA 1 B
S008	SWITCH, S/D OVERRIDE	BA 3 B
S009	SWITCH WIPER CTRL	GP 0 B
S013	SWITCH, MIRROR DEFROST	IC 3 B
S016	SWITCH, ATC LIMITED SLIP	EA 2 B
S016	SWITCH, ATC LIMITED SLIP	ED 2 B
S017B	SW. FRONT RH DOME LMP	GH 3 D
S018_1	POSITION SWITCH, PTO_1	BC 4 C
S018_2	POSITION SWITCH, PTO_2, R.H.	FB 1 D
S18A	SWITCH, POWER TAKE OFF (PTO #1)	BC 4 B
S18B	SWITCH, POWER TAKE OFF (PTO #2)	FB 1 B

COMPONENTS

COMPONENT	DESCRIPTION	PAGE
S019	SWITCH, POWER DIVIDER LOCKOUT	FB 4 C
S019A	SWITCH, POWER DIVIDER LOCKOUT	FB 4 C
S020	SWITCH, AIR SUSP.	FB 2 B
S023	SWITCH, NEUTRAL CONTROL	FB 3 C
S024	SW. INTERWHL DIFF. LOCK	BD 2 B
S24C	SWITCH RETARDER	DD 1 B
S28C	SWITCH, PUMP/ DRIVE MODE, PTO #2 PTO #1	BN 1 B
S030	SWITCH, MIRROR CONTROL	IC 1 B
S030	SWITCH, MIRROR CONTROL	ID 0 B
S030A	SWITCH, MIRROR CONTROL	ID 3 A
S036	SWITCH, IGNITION	AC 0 B
S036B	SWITCH, PUSH BUTTON START	AC 1 B
S038	SW. PRESSURE SERVICE BRKE.	GA 3 B
S038C	SWITCH, SERVICE BRAKE	BB 2 D
S038G	SWITCH PRESSURE SWITCH BRAKE STATUS	BB 1 A
S039	SWITCH, DIRECTIONAL SIGNAL	GA 2 C
S039	SWITCH, DIRECTIONAL SIGNAL	GQ 0 A
S040P	SW. PRESSURE PRIM. LOW AIR	BF 3 D
S040S	SW. PRESSURE SEC. LOW AIR	BF 3 D
S042	SWITCH, BACK UP	BE 2 A
S43	SW. PRESS. PRKNG BRKE INDICATOR, NC.	BA 2 D
S43D	SW. PRESS PARK BRAKE BODYBUILDER	BP 1 B
S044	SWITCH, CLUTCH	BB 2 C
S045	SW. DRL OVERRIDE	BR 2 D
S047	SWITCH, IWDL FRT ENGAGED	BG 2 D
S047A	SWITCH, IWDL, FRT ENGAGED	BG 3 D
S048	SWITCH, IWDL RR ENGAGED	BG 2 C
S048A	SWITCH, IWDL, RR ENGAGED	BG 3 C
S051A	SWITCH, AUX. LIFT AXLE, PUSHER	FB 0 B
S051B	SWITCH, AUX. LIFT AXLE, TAG	FB 0 C
S63	POSITION SWITCH, LOW/HIGH RANGE GEAR	BN 4 C
S72	SWITCH, WATER IN FUEL	BB 2 A
S90_1	SWITCH, PRESS. NO NEUTRAL	FB 3 A
S108	SWITCH MUNCIE PTO PUMP	FC 1 B
S111	SWITCH, SMART, DPF	CA 4 B
S112	SWITCH, BODY BUILDER PARK BRAKE	BB 0 E
S112_JMP	JUMPER, SWITCH, BODY BUILDER PARK BRAKE	BB 2 E
S112A	SWITCH, BODY BUILDER PARK BRAKE	BK 0 D
S112B	SWITCH, BODY BUILDER PARK BRAKE	BN 1 C
S113	SWITCH, ODOMETER/ HOURMETER TRIP RESET	BE 0 C
S115	SWITCH, REAR VIEW CAMERA	KA 1 B
S116	SWITCH, PRESSURE, N.O., DUAL PTO	FB 1 E
S116A	SWITCH, PRESSURE, N.O. PTO	BL 0 C
S137	SWITCH PARKER PTO	FD 1 B
S169	SWITCH, BATTERY MAIN	AC 3 E
S171A	SWITCH GEAR LEVER I-SHIFT PUSH BUTTON	DF 4 C
S213	Switch, Hill Assist	ED 2 B
S320	SWITCH, PRESSURE PARKER PTO	FD 2 C
S493	SWITCH BRAKE AUTO NEUTRAL	BH 2 B
V27	DIODE, PTO EHT	BK 2 B

COMPONENT	DESCRIPTION	PAGE
V27	DIODE, PTO EHT	BL 1 B
V27_MATE	DIODE, PTO EHT	BK 2 C
V27_MATE	DIODE, PTO EHT	BL 1 C
V30	DIODE, STOP LAMP	BF 3 D
V35	DIODE, METHANE DETECTION	CK 0 D
V35A	DIODE, MOTO MIRROR	ID 2 C
V35B	DIODE, MOTO MIRROR	ID 3 C
V35C	DIODE, MOTO MIRROR	ID 3 C
V35D	DIODE, MOTO MIRROR	ID 4 C
V36	DIODE, ALLISON REVERSE MUTE	DD 3 C
X0C	SPLICE PACK, ILLUMINATION, SEE DIAGRAM GH BA 2 A	
X0C	SPLICE PACK, ILLUMINATION, SEE DIAGRAM GH BC 4 A	
X0C	SPLICE PACK, ILLUMINATION, SEE DIAGRAM GH BD 2 A	
X0C	SPLICE PACK, ILLUMINATION, SEE DIAGRAM GH CA 4 A	
X0C	SPLICE PACK, ILLUMINATION, SEE DIAGRAM GH FB 4 A	
X0C	SPLICE PACK, ILLUMINATION, SEE DIAGRAM GH FC 1 A	
X0C	SPLICE PACK, ILLUMINATION, SEE DIAGRAM GH GH 3 B	
X0C	SPLICE PACK, ILLUMINATION, SEE DIAGRAM GH GP 1 A	
X0C	SPLICE PACK, ILLUMINATION, SEE DIAGRAM GH HA 2 A	
X0C	SPLICE PACK, ILLUMINATION, SEE DIAGRAM GH IC 4 A	
X0C	SPLICE PACK, ILLUMINATION, SEE DIAGRAM GH NB 0 A	
X1	STUD, CAB GROUND #1	AD 2 C
X01A	Connector, vehicle diagnostics 16 poles	XB 1 D
X01A	Connector, vehicle diagnostics 16 poles	XC 3 E
X01A	Connector, vehicle diagnostics 16 poles	XD 3 D
X01C	Connector, vehicle diagnostics, ISX	XB 1 D
X01C	Connector, vehicle diagnostics, ISX	XE 2 C
X2	STUD, CAB GROUND #2	AD 2 B
X2_SP1	SPLICE PACK, GROUND X2A6	AD 4 A
X2_SP1	SPLICE PACK, GROUND X2A6	BC 4 C
X2_SP1	SPLICE PACK, GROUND X2A6	BD 2 C
X2_SP1	SPLICE PACK, GROUND X2A6	BI 0 C
X2_SP1	SPLICE PACK, GROUND X2A6	CA 3 C
X2_SP1	SPLICE PACK, GROUND X2A6	CK 0 D
X2_SP1	SPLICE PACK, GROUND X2A6	FB 4 D
X2_SP1	SPLICE PACK, GROUND X2A6	FC 0 D
X2_SP1	SPLICE PACK, GROUND X2A6	GA 0 C
X2_SP1	SPLICE PACK, GROUND X2A6	HA 2 B
X2_SP1	SPLICE PACK, GROUND X2A6	IC 3 B
X2_SP1	SPLICE PACK, GROUND X2A6	NA 2 B
X06D_MATE	CONNECTOR, ALLISON BODY BUILDER	BH 0 C
X06D_MATE_BL	CONNECTOR, ALLISON BODYBUILDER, BODYLINK	BP 1 C
X07A	POWER OUTLET #1	KC 1 C
X07B	POWER OUTLET, PANEL	BO 1 C
X10	B+ pass through, Cab	AC 4 D
X11	CONNECTOR, ENGINE MANAGEMENT INTERFACE	CA 0 C
X11A2_389	CONNECTORS CUMMINS ISL G ENGINE INTERFACE	CE 0 C
X21F	BODYLINK TMC RP170 POWERTRAIN	BP 0 D
X21G	BODYLINK TMC RP170 LIGHTING	BQ 3 D
X21H	BODYLINK TMC RP170 POWER	BQ 0 D

COMPONENTS

COMPONENT	DESCRIPTION	PAGE
X31A	JUNCTION BLOCK, 14 POST MAIN	BI 3 A
X31A	JUNCTION BLOCK, 14 POST MAIN	BJ 0 B
X31A	JUNCTION BLOCK, 14 POST MAIN	BK 1 B
X31A	JUNCTION BLOCK, 14 POST MAIN	BL 1 B
X31A	JUNCTION BLOCK, 14 POST MAIN	BN 1 B
X31A	JUNCTION BLOCK, 14 POST MAIN	BQ 2 A
X31A	JUNCTION BLOCK, 14 POST MAIN	BY 0 B
X31A	JUNCTION BLOCK, 14 POST MAIN	GG 1 C
X31A	JUNCTION BLOCK, 14 POST MAIN	NA 1 B
X32A	BODY BUILDER JUNCTION A BOC	GG 1 D
X32B	BODY BUILDER JUNCTION B BOC	NB 4 C
X33A	BODY BUILDER JUNCTION A EOF	GG 1 E
X33B	BODY BUILDER JUNCTION B EOF	NB 4 C
X34R_MATE	JUNCTION, OVERHEAD CB PROVISION	KC 2 C
X41	JUNCTION BLOCK, 7 POST, BODY BUILDER	BJ 0 B
X41	JUNCTION BLOCK, 7 POST, BODY BUILDER	BK 4 B
X41	JUNCTION BLOCK, 7 POST, BODY BUILDER	BL 4 B
X41	JUNCTION BLOCK, 7 POST, BODY BUILDER	BN 1 A
X41	JUNCTION BLOCK, 7 POST, BODY BUILDER	BO 0 B
X41	JUNCTION BLOCK, 7 POST, BODY BUILDER	BP 2 B
X41	JUNCTION BLOCK, 7 POST, BODY BUILDER	BQ 2 C
X41	JUNCTION BLOCK, 7 POST, BODY BUILDER	KA 0 B
X41	JUNCTION BLOCK, 7 POST, BODY BUILDER	NB 3 D
X42	JUNCTION BLOCK, 7 POST, OPTIONS	BJ 1 B
X42	JUNCTION BLOCK, 7 POST, OPTIONS	BO 1 B
X42	JUNCTION BLOCK, 7 POST, OPTIONS	BQ 1 C
X42	JUNCTION BLOCK, 7 POST, OPTIONS	KB 3 A
X42	JUNCTION BLOCK, 7 POST, OPTIONS	NB 1 C
X45A	RECEPTACLE 110V ENGINE HEATER	CC 3 B
X135	Chassis Ground Stud	AD 2 D
X135	Chassis Ground Stud	BQ 2 D
X136	Cab Passthrough Ground Stud	AD 2 C
X140	Battery Box Ground Stud	AD 1 C
X194	CONNECTOR,TGW BODYBUILDER INTERFACE	BI 0 D

COMPONENT	DESCRIPTION	PAGE
X194_AM	CONNECTOR, TGW BB INTERFACE	BI 2 D
X197	CONNECTOR EATS	BG 1 A
X197	CONNECTOR EATS	CA 2 B
X197	CONNECTOR EATS	CF 3 B
XJN	Jump Start	AD 1 B
XJP		AC 4 A
Y11	SOL. VALVE, ABS LH FRT	EA 0 B
Y11	SOL. VALVE, ABS LH FRT	ED 0 D
Y12	SOL. VALVE, ABS RH FRT	EA 1 B
Y12	SOL. VALVE, ABS RH FRT	ED 1 D
Y13	SOL. VALVE, ABS LH RR	EA 1 D
Y13	SOL. VALVE, ABS LH RR	ED 0 B
Y14	SOL VALVE, ABS RH RR	EA 1 D
Y14	SOL VALVE, ABS RH RR	ED 0 B
Y15	SOL VALVE, ABS LH 3RD AXLE	EA 3 D
Y15	SOL VALVE, ABS LH 3RD AXLE	ED 2 D
Y16	SOL VALVE, ABS RH 3RD AXLE	EA 3 D
Y16	SOL VALVE, ABS RH 3RD AXLE	ED 3 D
Y18	Solenoid valve, PTO (Power Take Off)	FC 1 C
Y18G	Solenoid valve, PTO (Power Take Off)	DE 1 C
Y35	SOLENOID ENGINE FAN	CA 1 C
Y35A	SOLENOID ENGINE FAN	CE 1 D
Y42	Clutch, magnetic, air conditioning compr	HA 2 E
Y51	SOL VALVE AIR DRYER	FA 1 C
Y57	SOL. VALVE, ATC	EA 1 D
Y57	SOL. VALVE, ATC	ED 1 B
Y62	SOLENOID ACCUMULATOR	DC 1 C
Y81	SOLENOID VALVE, UREA HEATING TANK	CF 2 D
Y86	SOLENOID, MULTI VALVE ASSY.	FB 1 D
Y88	SOLENOID, LIFT AXLE	FB 0 D
Y95	SOLENOID HIGH NG PRESSURE LOCKOFF	CG 0 C
Y106	Solenoid valve, Hill Assist brake applica	ED 3 D
Y157	SOLENOID, PARKER PTO	FD 3 C
Y186	SOLENOID VALVE EXTENSION UNIT	DF 2 B

CABLES

REF	HARNESS	PARTNO	PAGE
MSTC-1_284	FRONT_CHASSIS	GXL_21726662	CA 2 C
MSTC-1_389	FRONT_CHASSIS	RADXL_21726662	CE 0 D
MSTC-1_2646	FRONT_CHASSIS	RADXL_21726662	XB 1 E
MSTC-2_33	FRONT_CHASSIS	RADXL_21726662	CE 2 C
MSTC-2_33	FRONT_CHASSIS	RADXL_21726662	XE 1 C
MSTC-2_284	FRONT_CHASSIS	GXL_21726662	XA 2 E
MSTC-2_425	FRONT_CHASSIS	RADXL_21726662	XB 3 E
MSTC-3_284	FRONT_CHASSIS	GXL_21726662	XA 3 E
MSTC-3_2646	FRONT_CHASSIS	RADXL_21726662	XB 2 E
MSTC-4_33	FRONT_CHASSIS	RADXL_21726662	XE 1 C
MSTC-4_284	FRONT_CHASSIS	GXL_21726662	XA 2 E
MSTC-4_2646	FRONT_CHASSIS	RADXL_21726662	XB 2 E
MSTC-5_33	FRONT_CHASSIS	RADXL_21726662	XE 1 C
MSTC-6_94	FRONT_CHASSIS	RADXL_21726662	CD 3 B
MSTC-7_94	FRONT_CHASSIS	RADXL_21726662	CD 4 B
MSTC-7_3477	FRONT_CHASSIS	GXL_21726662	CF 3 B
MSTC-8_94	STANTION_HARNESS	RADXL_21726662	CD 2 B
MSTC-8_3477	FRONT_CHASSIS	GXL_21726662	XA 2 E
MSTC-9_94	STANTION_HARNESS	RADXL_21726662	CD 4 B
MSTC-13_3477	FRONT_CHASSIS	GXL_21726662	CA 0 C
MSTC-14_3477	FRONT_CHASSIS	GXL_21726662	CA 3 B
MSTC-15_3477	FRONT_CHASSIS	GXL_21726662	CA 3 B
MSTC-16_3477	FRONT_CHASSIS	GXL_21726662	CA 0 D
MSTC-17_3477	UREA_TANK_EXTENSION	GXL_21726662	CA 3 C
MSTC-18_3477	UREA_TANK	GXL_21726662	CA 3 C
MSTC-19_3477	UREA_TANK	GXL_21726662	CA 3 C
MSTC-20_3477	UREA_TANK	GXL_21726662	CA 3 D
MSTC-21_3477	UREA_TANK_EXTENSION	GXL_21726662	CA 3 D
SC-1_761	MICROPHONE_JUMPER	MKFK_0.35_981996	KB 1 B
T30_1_94	MAIN_CAB	30T_GXL_2_Y/GN_0.8	XA 3 D
T30_1_315	TRANSMISSION	30T_GXL_2_Y/GN_0.8	DF 1 C
T30_1_425	MAIN_CAB	30T_GXL_2_Y/GN_0.8	XB 3 C
T30_1_600	MAIN_CAB	30T_TXL_Y-GN_0.8	BB 1 C
T30_1_6362	BODY_BUILDER_CAB	30T_GXL_2_Y/GN_0.8	BB 1 C
T30_2_94	MAIN_CAB	30T_GXL_2_Y/GN_0.8	XA 2 D
T30_2_284	AUTOTRANS_CAB	30T_GXL_2_Y/GN_0.8	DF 3 C
T30_2_315	TRANSMISSION	30T_GXL_2_Y/GN_0.8	DF 1 C
T30_2_425	MAIN_CAB	30T_GXL_2_Y/GN_0.8	XB 2 D
T30_2_2245	MAIN_CAB	30T_GXL_2_Y/GN_0.8	XA 2 B
T30_3_94	TGW2_CAB	30T_TXL_2_Y_GN_0.5	BI 3 B
T30_3_284	MAIN_CAB	30T_GXL_2_Y/GN_0.8	XA 3 B
T30_3_425	MAIN_CAB	30T_GXL_2_Y/GN_0.8	XB 3 B
T30_3_428	MAIN_CAB	30T_GXL_2_Y/GN_0.8	EA 3 B
T30_3_2245	MAIN_CAB	30T_GXL_2_Y/GN_0.8	XA 2 A
T30_3_6929	MAIN_CAB	30T_GXL_2_Y/GN_0.8	ED 3 C
T30_4_94	TGW2_CAB	30T_TXL_2_Y_GN_0.5	BI 3 C
T30_4_284	MAIN_CAB	30T_GXL_2_Y/GN_0.8	XA 4 A
T30_4_425	MAIN_CAB	30T_GXL_2_Y/GN_0.8	XB 3 B
T30_4_428	MAIN_CAB	30T_GXL_2_Y/GN_0.8	ED 3 B
T30_4_2245	MAIN_CAB	30T_GXL_2_Y/GN_0.8	XA 3 B

REF	HARNESS	PARTNO	PAGE
T30_5	AUTOTRANS_CAB	30T_GXL_2_Y/GN_0.8	DE 2 D
T30_5_94	TGW2_CAB	30T_TXL_2_Y_GN_0.5	BI 4 C
T30_5_284	MAIN_CAB	30T_GXL_2_Y/GN_0.8	XA 3 A
T30_5_425	MAIN_CAB	30T_GXL_2_Y/GN_0.8	XB 3 D
T30_5_428	MAIN_CAB	30T_TXL_Y-GN_0.8	BE 0 C
T30_5_2245	MAIN_CAB	30T_GXL_2_Y/GN_0.8	XA 2 B
T30_6_284	MAIN_CAB	30T_GXL_2_Y/GN_0.8	XA 4 B
T30_6_425	MAIN_CAB	30T_GXL_2_Y/GN_0.8	XB 3 B
T30_6_428	MAIN_CAB	30T_TXL_Y-GN_0.8	BB 1 C
T30_6_2245	MAIN_CAB	30T_GXL_2_Y/GN_0.8	XA 2 B
T30_7_284	MAIN_CAB	30T_GXL_2_Y/GN_0.8	XA 3 B
T30_7_425	MAIN_CAB	30T_GXL_2_Y/GN_0.8	XB 3 C
T30_7_428	MAIN_CAB	30T_GXL_2_Y/GN_0.8	XB 3 B
T30_7_2245	MAIN_CAB	30T_GXL_2_Y/GN_0.8	XA 2 C
T30_8_425	MAIN_CAB	30T_GXL_2_Y/GN_0.8	XB 3 D
T30_9_425	MAIN_CAB	30T_GXL_2_Y/GN_0.8	XB 3 B
T30_10_2245	AUTOTRANS_CAB	30T_TXL_Y-GN_0.8	DD 4 D
T30_11_425	MAIN_CAB	30T_GXL_2_Y/GN_0.8	XB 3 B
T30_11_2245	MAIN_CAB	30T_GXL_2_Y/GN_0.8	DD 4 D
T30_12_2245	MAIN_CAB	30T_GXL_2_Y/GN_0.8	XA 2 C
T30_13_425	MAIN_CAB	30T_GXL_2_Y/GN_0.8	XB 3 C
T30_14_425	MAIN_CAB	30T_GXL_2_Y/GN_0.8	XB 2 C
T30_20_94	MAIN_CAB	30T_GXL_2_Y/GN_0.8	XE 2 B
T30_20_2941	MAIN_CAB	30T_TXL_2_Y_GN_0.5	BI 1 D
T30_21_94	MAIN_CAB	30T_GXL_2_Y/GN_0.8	XE 2 C
T30_22_94	MAIN_CAB	30T_GXL_2_Y/GN_0.8	XE 2 C
T30_22_2245	MAIN_CAB	30T_TXL_Y-GN_0.8	CA 4 B
T30_23_2245	MAIN_CAB	30T_GXL_2_Y/GN_0.8	XA 3 D
T30_27_2245	MAIN_CAB	30T_TXL_Y-GN_0.8	BB 1 C
T30_28_2245	MAIN_CAB	30T_TXL_Y-GN_0.8	BE 0 C
T30_29_2245	MAIN_CAB	30T_GXL_2_Y/GN_0.8	EA 3 B
T30_30_2245	ABS_JUMPER	30T_GXL_2_Y/GN_0.8	EA 3 C
T30_32_2245	MAIN_CAB	30T_GXL_2_Y/GN_0.8	XA 1 C
TC40-1_57	AUTOTRANS_CAB	40T_TXL_2-W/OR_0.8	XC 4 D
TC40-1_94	TGW2_CAB	40T_TXL_2-W/OR_0.5	BI 3 C
TC40-1_95	FRONT_CHASSIS	40T_TXL_2-W/OR_1.0	CF 3 B
TC40-1_187	MAIN_CAB	40T_TXL_2-W/OR_0.8	XC 3 B
TC40-1_315	TRANSMISSION	40T_GXL_2-W/OR_0.8	XC 2 B
TC40-1_428	MAIN_CAB	30T_TXL_2-W/OR_0.8	XD 3 D
TC40-1_600	MAIN_CAB	30T_TXL_2-W/OR_0.8	XD 2 D
TC40-1_978	MAIN_CAB	40T_TXL_2-W/OR_0.8	XC 3 D
TC40-1_1352	MAIN_CAB	40T_TXL_2-W/OR_0.5	BI 0 D
TC40-1_2205	REAR_CHASSIS_EXTENSION	40T_GXL_2-W/OR_0.8	EA 0 D
TC40-1_5677	FRONT_CHASSIS	40T_TXL_2-W/OR_0.8	DC 0 C
TC40-1_5794	MAIN_CAB	40T_TXL_2-W/OR_0.8	DC 0 B
TC40-1_5868	ABS_JUMPER	40T_TXL_2-W/OR_0.8	EA 2 C
TC40-1_5975	AUTOTRANS_TRANS	40T_TXL_2-W/OR_0.8	DC 0 D
TC40-2_57	AUTOTRANS_CAB	40T_TXL_2-W/OR_0.8	XC 4 C
TC40-2_94	MAIN_CAB	40T_TXL_2-W/OR_0.8	XC 2 E
TC40-2_428	MAIN_CAB	40T_TXL_2-W/OR_0.8	XC 3 E

CABLES

REF	HARNESS	PARTNO	PAGE
TC40-2_992	MAIN_CAB	40T_TXL_2-W/OR_0.8 XC 3 D	
TC40-2_2205	REAR_CHASSIS_EXTENSION	40T_GXL_2-W/OR_0.8 EA 1 D	
TC40-2_2245	MAIN_CAB	40T_TXL_2-W/OR_0.8 BB 2 C	
TC40-2_4044	FRONT_CHASSIS	40T_GXL_2-W/OR_0.8 BB 0 C	
TC40-2_5677	FRONT_CHASSIS	40T_TXL_2-W/OR_0.8 DC 0 C	
TC40-2_5794	MAIN_CAB	40T_TXL_2-W/OR_0.8 DC 0 B	
TC40-2_5868	ABS_JUMPER	40T_TXL_2-W/OR_0.8 EA 2 C	
TC40-3_94	MAIN_CAB	40T_TXL_2-W/OR_0.8 XC 1 D	
TC40-3_187	MAIN_CAB	40T_TXL_2-W/OR_0.8 XC 2 B	
TC40-3_284	MAIN_CAB	40T_TXL_3-W/OR_0.8 BB 1 C	
TC40-3_428	AUTOTRANS_CAB	40T_TXL_2-W/OR_0.8 XC 4 B	
TC40-3_2205	REAR_CHASSIS_EXTENSION	40T_TXL_2-W/OR_0.8 EA 2 D	
TC40-3_2245	MAIN_CAB	40T_TXL_2-W/OR_0.8 BE 0 C	
TC40-3_2941	MAIN_CAB	40T_TXL_2-W/OR_0.5 BI 0 D	
TC40-3_4044	TRANSMISSION	40T_TXL_2-W/OR_0.8 BB 0 D	
TC40-3_5677	FRONT_CHASSIS	40T_TXL_2-W/OR_0.8 DC 0 C	
TC40-3_5794	MAIN_CAB	40T_TXL_2-W/OR_0.8 DC 0 B	
TC40-4	AUTOTRANS_CAB	40T_TXL_2-W/OR_0.8 DE 2 D	
TC40-4_57	AUTOTRANS_CAB	40T_TXL_2-W/OR_0.8 DD 3 E	
TC40-4_187	MAIN_CAB	40T_TXL_2-W/OR_0.8 XC 2 B	
TC40-4_284	FRONT_CHASSIS	40T_GXL_2-W/OR_0.8 BB 1 C	
TC40-4_2205	REAR_CHASSIS_EXTENSION	40T_TXL_2-W/OR_0.8 EA 2 D	
TC40-4_5677	AUTOTRANS_CAB	40T_TXL_2-W/OR_0.8 DC 0 B	
TC40-4_5794	AUTOTRANS_CAB	40T_TXL_2-W/OR_0.8 DC 0 B	
TC40-5	MAIN_CAB	40T_TXL_2-W/OR_0.8 DE 2 D	
TC40-5_57	AUTOTRANS_CAB	40T_TXL_2-W/OR_0.8 DD 2 D	
TC40-5_94	MAIN_CAB	40T_TXL_2-W/OR_0.8 XC 2 C	
TC40-5_284	TRANSMISSION	40T_TXL_2-W/OR_0.8 BB 1 D	
TC40-6_94	AUTOTRANS_CAB	40T_TXL_2-W/OR_0.8 XC 3 D	
TC40-6_3176	AUTOTRANS_CAB	40T_TXL_2-W/OR_0.8 DD 3 D	
TC40-6_5677	AUTOTRANS_CAB	40T_TXL_2-W/OR_0.8 DC 0 B	
TC40-7_94	MAIN_CAB	40T_TXL_2-W/OR_0.8 XC 2 D	
TC40-7_284	TRANSMISSION	40T_GXL_2-W/OR_0.8 DF 2 C	
TC40-7_2656	AUTOTRANS_TRANS	40T_TXL_2-W/OR_0.8 DC 0 D	
TC40-7_3176	AUTOTRANS_CAB	40T_TXL_2-W/OR_0.8 DD 1 E	
TC40-8_2656	AUTOTRANS_TRANS	40T_TXL_2-W/OR_0.8 DC 0 D	
TC40-8_4961	AUTOTRANS_TRANS	40T_TXL_2-W/OR_0.8 DC 0 D	
TC40-9_94	MAIN_CAB	40T_TXL_2-W/OR_0.8 XD 1 B	
TC40-9_284	TRANSMISSION	40T_GXL_2-W/OR_0.8 XC 1 B	
TC40-10_94	MAIN_CAB	40T_TXL_2-W/OR_0.8 XC 3 D	
TC40-10_284	FRONT_CHASSIS	40T_GXL_2-W/OR_0.8 XC 1 A	
TC40-10_2245	FRONT_CHASSIS	40T_GXL_2-W/OR_0.8 EA 1 B	

REF	HARNESS	PARTNO	PAGE
TC40-11_94	TGW2_CAB	40T_TXL_2-W/OR_0.5 BI 3 D	
TC40-11_284	FRONT_CHASSIS	40T_GXL_2-W/OR_0.8 XC 2 B	
TC40-11_2245	MAIN_CAB	40T_TXL_2-W/OR_0.8 EA 1 B	
TC40-12_94	FRONT_CHASSIS	40T_GXL_2-W/OR_0.8 XC 2 B	
TC40-12_2245	ABS_JUMPER	40T_TXL_2-W/OR_0.8 EA 1 C	
TC40-12_2656	FRONT_CHASSIS	40T_GXL_2-W/OR_0.8 CA 0 D	
TC40-13_94	MAIN_CAB	40T_TXL_2-W/OR_0.8 XC 2 D	
TC40-13_2245	ABS_JUMPER	40T_TXL_2-W/OR_0.8 EA 1 C	
TC40-13_2656	FRONT_CHASSIS	40T_TXL_2-W/OR_1.0 CF 2 B	
TC40-14_94	AUTOTRANS_CAB	40T_TXL_2-W/OR_0.8 XC 3 C	
TC40-14_2245	MAIN_CAB	40T_TXL_2-W/OR_0.8 EA 1 B	
TC40-15_94	AUTOTRANS_CAB	40T_TXL_2-W/OR_0.8 XC 3 C	
TC40-15_2245	FRONT_CHASSIS	40T_GXL_2-W/OR_0.8 EA 1 B	
TC40-16_94	TGW2_CAB	40T_TXL_2-W/OR_0.5 BI 2 D	
TC40-16_2245	THIRDAXLE_CAB	40T_TXL_2-W/OR_0.8 EA 2 D	
TC40-17_94	TGW2_CAB	40T_TXL_2-W/OR_0.5 BI 3 C	
TC40-17_2245	THIRDAXLE_CAB	40T_TXL_2-W/OR_0.8 EA 2 D	
TC40-18_2245	FRONT_CHASSIS	40T_TXL_2-W/OR_0.8 EA 2 D	
TC40-19_2245	ABS_JUMPER	40T_TXL_2-W/OR_0.8 EA 1 C	
TC40-20_2245	ABS_JUMPER	40T_TXL_2-W/OR_0.8 EA 0 C	
TC40-21_2245	MAIN_CAB	40T_TXL_2-W/OR_0.8 EA 1 D	
TC40-22_2245	MAIN_CAB	40T_TXL_2-W/OR_0.8 EA 0 D	
TC40-23_2245	FRONT_CHASSIS	40T_GXL_2-W/OR_0.8 EA 0 D	
TC40-24_2245	FRONT_CHASSIS	40T_GXL_2-W/OR_0.8 EA 1 D	
TC40-25_2245	FRONT_CHASSIS	40T_TXL_2-W/OR_0.8 EA 2 D	
TC40-25_6929	MAIN_CAB	40T_TXL_2-W/OR_0.8 ED 1 C	
TC40-26_6929	FRONT_CHASSIS	40T_GXL_2-W/OR_0.8 ED 3 D	
TC40-27_6929	REAR_CHASSIS_EXTENSION	40T_GXL_2-W/OR_0.8 ED 3 D	
TC40-28_6929	MAIN_CAB	40T_TXL_2-W/OR_0.8 ED 0 C	
TC40-29_6929	MAIN_CAB	40T_TXL_2-W/OR_0.8 ED 3 C	
TC40-30_6929	MAIN_CAB	40T_TXL_2-W/OR_0.8 ED 0 C	
TC40-32_6929	REAR_CHASSIS_EXTENSION	40T_GXL_2-W/OR_0.8 ED 1 B	
TC40-33_6929	FRONT_CHASSIS	40T_GXL_2-W/OR_0.8 ED 0 D	
TC40-34_6929	FRONT_CHASSIS	40T_GXL_2-W/OR_0.8 ED 0 B	
TC40-35_6929	REAR_CHASSIS_EXTENSION	40T_GXL_2-W/OR_0.8 ED 2 D	
TC40-36_6929	FRONT_CHASSIS	40T_GXL_2-W/OR_0.8 ED 0 D	
TC40-37_6929	REAR_CHASSIS_EXTENSION	40T_GXL_2-W/OR_0.8 ED 0 B	
TC40-38_2245	MAIN_CAB	40T_TXL_2-W/OR_0.8 GG 0 C	
TC40-38_6929	FRONT_CHASSIS	40T_GXL_2-W/OR_0.8 ED 1 B	
TC40-39_6929	MAIN_CAB	40T_TXL_2-W/OR_0.8 ED 0 C	
TC40-40_6929	MAIN_CAB	40T_TXL_2-W/OR_0.8 ED 2 C	
TC40-41_6929	FRONT_CHASSIS	40T_GXL_2-W/OR_0.8 ED 2 D	

INLINES

INLINE	HARNESS	PN
6SABS	FRONT_CHASSIS	25177270
6SABS	REAR_CHASSIS_EXTENSION	25177271
A230FC(1)	FRONT_CHASSIS	22183815
A230FC(2)	FRONT_CHASSIS	22183815
ABS_X1	MAIN_CAB	20737547
ABS_X1	ABS_JUMPER	21401239
ABS_X2	MAIN_CAB	20367826
ABS_X2	ABS_JUMPER	3987482
ABS_X3	MAIN_CAB	20367825
ABS_X3	ABS_JUMPER	3987481
ALLISON	AUTOTRANS_TRANS	21794150
ALLISON	FRONT_CHASSIS	21794151
BB_BBC	BODY_BUILDER_CHASSIS	23215878
BB_BBC	BODY_BUILDER_CAB	23215876
BB_CUMMINS	MAIN_CAB	8075754
BB_CUMMINS	BODY_BUILDER_CAB	8075755
BB_PK_BK	MAIN_CAB	25159660
BB_PK_BK	BB_PARK_BK	20897227
BBC_MC_SOL_SW_plug	BODY_BUILDER_CAB	21401238
BBC_MC_SOL_SW_socket	BODY_BUILDER_CAB	21401216
BBCAB_TRANS	BODY_BUILDER_CAB	8397384
BBCAB_TRANS	BODY_BUILDER_CHASSIS	8397382
BBM_1939	MAIN_CAB	8397678
BBM_1939	BODY_BUILDER_CAB	8397681
BBMCO	MAIN_CAB	982165
BBMCO	BODY_BUILDER_CAB	20377693
CBBFCBB	BODY_BUILDER_CHASSIS	22046052
CBBFCBB	BODY_BUILDER_CAB	22046054
CDPF	FRONT_CHASSIS	20388115
CDPF	RH_STANTION	20388011
DCL_plug	MAIN_CAB	8397378
DCL_socket	MAIN_CAB	8397380
DRL_OR_BB	DRL_OVERRIDE_SWITCH	8397378
DRL_OR_BB	MAIN_CAB	8397380
DRL_OR_DCL	BODY_BUILDER_CAB	8397378
DRL_OR_DCL	DRL_OVERRIDE_SWITCH	8397380
DRL_OR_DCL2	BODY_BUILDER_CAB	8397378
DRL_OR_DCL2	DRL_OVERRIDE_SWITCH	8397379
DSFC	REAR_CHASSIS_EXTENSION	21095816
DSFC	DS_HARNESS	25192110
DUAL_PTO	SOLENOID_SW	8397342
DUAL_PTO	BODY_BUILDER_CAB	8397343
FC_TGW	TGW2_CAB	8076713
FC_TGW	XXX	8076714
FCALT_plug	BODY_BUILDER_CHASSIS	25100386
FCALT_socket	BODY_BUILDER_CHASSIS	25100395
FCBL	FRONT_CHASSIS	8397314
FCBL	BODY_BUILDER_CHASSIS	8397316
FCCE	FRONT_CHASSIS	21794150
FCCE	REAR_CHASSIS_EXTENSION	21794151

INLINE	HARNESS	PN
FCCPBB	MAIN_CAB	992379
FCCPBB	BODY_BUILDER_CAB	21109928
FCFH	FRONT_CHASSIS	8397384
FCFH	FUEL_HEATER	8397382
FCHA	XXX	8397384
FCHA	FRONT_CHASSIS	8397382
FCLA	FRONT_CHASSIS	8075978
FCLA	LIFT_AXLE	8075980
FCMCR	BODY_BUILDER_CHASSIS	993667
FCMCR	BODY_BUILDER_CAB	993671
FCSH	STANTION_HARNESS	20437604
FCSH	FRONT_CHASSIS	21109928
FCSP	REAR_CHASSIS_EXTENSION	20388115
FCSP	{AIR SOLENOID PACK}	20388011
FCTR	TRANSMISSION	20457410
FCTR	FRONT_CHASSIS	20457411
FCTR2	TRANSMISSION	25177198
FCTR2	FRONT_CHASSIS	25177196
FCTR3	TRANSMISSION	3187782
FCTR3	FRONT_CHASSIS	3187784
FCUT	UREA_TANK_EXTENSION	21470573
FCUT	UREA_TANK	21470571
FCUTEXT	FRONT_CHASSIS	22506964
FCUTEXT	UREA_TANK_EXTENSION	21470571
FRC1	MAIN_CAB	22646267
FRC2	MAIN_CAB	25497246
FRC3	MAIN_CAB	25497246
G01_A2	FRONT_CHASSIS	21153724
HN_REM	MAIN_CAB	8397401
HN_REM	BODY_BUILDER_CAB	8397402
HOOKUP_LP	MAIN_CAB	25159660
HOOKUP_LP	{}	20897227
ILLUM_OPT	MAIN_CAB	8397678
ILLUM_OPT	{}	8397681
ILLUM_OPT4	MAIN_CAB	8397678
ILLUM_OPT4	DRL_OVERRIDE_SWITCH	8397681
ILLUM_OPT5	DRL_OVERRIDE_SWITCH	8397678
ILLUM_OPT5	MAIN_CAB	8397681
ILLUM_OPT6	MAIN_CAB	8397678
ILLUM_OPT6	PARKER_PTO_OVERLAY	8397681
ILLUM_OPT7	PARKER_PTO_OVERLAY	8397678
ILLUM_OPT7	MAIN_CAB	8397681
IMS	FRONT_CHASSIS	8397384
IMS	XXX	8397382
LHCS	FRONT_CHASSIS	20815300
LHCS	STANTION_HARNESS	25101063
LHSM_plug	MAIN_CAB	20964476
LHSM_socket	MAIN_CAB	25497605
LHSMLED_plug	MAIN_CAB	8397385
LHSMLED_socket	MAIN_CAB	8397383

INLINES

INLINE	HARNESS	PN
LHSP	FRONT_CHASSIS	8397837
LHSP	STANTION_HARNESS	8397839
LSTSLED_A_plug	ROOF	25023588
LSTSLED_B_plug	ROOF	25023588
MC_DUAL_PTO	MAIN_CAB	20579132
MC_DUAL_PTO	SOLENOID_SW	20579134
MC_SOL_SW	MAIN_CAB	21401238
MC_SOL_SW	SOLENOID_SW	21401216
MCAATS	MAIN_CAB	21430472
MCAATS	AIR_TEMP_SENSOR	20500398
MCAF	BODY_BUILDER_CAB	8397345
MCAF	MAIN_CAB	8397350
MCAF2	MAIN_CAB	8397401
MCAF2	BODY_BUILDER_CAB	8397402
MCAS	AIR_SWITCH	20897146
MCAS	MAIN_CAB	21402326
MCAS2	AIR_SWITCH	8397678
MCAS2	BODY_BUILDER_CAB	8397681
MCAT	MAIN_CAB	25171697
MCAT	AUTOTRANS_CAB	25171698
MCAT1	AUTOTRANS_CAB	21794150
MCAT1	MAIN_CAB	21794151
MCATSCNG	MAIN_CAB	21430472
MCATSCNG	AIR_TEMP_SENSOR	20500398
MCBB	MAIN_CAB	8075754
MCBB	BODY_BUILDER_CAB	8075755
MCDLR	MAIN_CAB	21400841
MCDLR	BODY_BUILDER_CAB	21400731
MCDO	MAIN_CAB	8397401
MCDO	DRL_OVERRIDE_SWITCH	8397402
MCFC	MAIN_CAB	21470537
MCFC	FRONT_CHASSIS	21771075
MCFG	XXX	8075754
MCFG	MAIN_CAB	8075755
MCHVAC	MAIN_CAB	20722781
MCMSO	MIRROR_SWITCH_OVERLAY	8082087
MCMSO	MAIN_CAB	8082088
MCPM	MAIN_CAB	8079420
MCPM	PWR_MIRROR_CAB	21401147
MCR08	TGW2_CAB	3187782
MCR08	XXX	3187784
MCR08-2	TGW2_CAB	3187782
MCR08-2	XXX	3187784
MCRF1	MAIN_CAB	8082087
MCRF1	ROOF	8082088
MCRF2	ROOF	8397342
MCRF2	MAIN_CAB	8397343
MCRF3	MAIN_CAB	8397348
MCRF3	ROOF	8397349
MCRF4	ROOF	8397348

INLINE	HARNESS	PN
MCRF4	MAIN_CAB	8397349
MCRFC_plug	ROOF	20824322
MCRFC_socket	ROOF	20824324
MCRJ	ROOF	22646267
MCTL	TAIL_LAMP_EXT	8397314
MCTL	TAIL_LAMP	8397316
MCTL1	REAR_CHASSIS_EXTENSION	8397314
MCTL1	TAIL_LAMP_EXT	8397316
MCTR_V	AUTOTRANS_CAB	20378994
MCTR_V	MAIN_CAB	3186493
MDMC	ROOF	20964476
MDMC	MAIN_CAB	25497605
PB_START	PBSTART_HARNESS	20897227
PB_START	{}	25159660
PBSTART_plug	MAIN_CAB	25159660
PBSTART_socket	MAIN_CAB	20897227
PMP_DRV	BODY_BUILDER_CAB	20367824
PMP_DRV	SOLENOID_SW	3987480
PPCO	AUTOTRANS_CAB	8075978
PPCO	PARKER_PTO_OVERLAY	8075980
PTO_DCL_A	{}	8397378
PTO_DCL_A	BODY_BUILDER_CAB	8397380
PTO_DCL_B	{}	8397378
PTO_DCL_B	BODY_BUILDER_CAB	8397379
PTO_EHT_plug	MAIN_CAB	25159660
PTO_EHT_socket	MAIN_CAB	20897227
R08-2A	XXX	3187782
R08-2A	TGW2_CAB	3187784
R08A	XXX	3187782
R08A	TGW2_CAB	3187784
R09_EXT1	XXX	8397384
R09_EXT1	FUEL_HEATER_JMPR	8397382
R09_EXT2	FUEL_HEATER_JMPR	8397384
R09_EXT2	XXX	8397382
RC1	MAIN_CAB	25168565
RC2	BODY_BUILDER_CAB	25168565
RC3	BODY_BUILDER_CAB	21559536
RC5	MIRROR_SWITCH_OVERLAY	25168565
RFH	ROOF_HEADLINER	20742810
RFH	ROOF	20742808
RHSM_plug	MAIN_CAB	8397385
RHSM_socket	MAIN_CAB	8397383
RHSMLD_plug	MAIN_CAB	8397385
RHSMLD_socket	MAIN_CAB	8397383
RLID	ROOF	8397401
RLID	MAIN_CAB	8397402
RLMR	ROOF	8397401
RLMR	MAIN_CAB	8397402
RSTSLED_A_plug	ROOF	25023588
RSTSLED_B_plug	ROOF	25023588

0

1

2

3

4

INLINES

INLINE	HARNESS	PN
SOLV	SOL_VALVE_EXT	8159013
SOLV	XXX	1079282
SP_BAT1	MAIN_CAB	8397401
SP_BAT1	BODY_BUILDER_CAB	8397402
SP_IGN1	MAIN_CAB	25159660
SP_IGN1	BODY_BUILDER_CAB	20897227
SP_IGN2	MAIN_CAB	8397401
SP_IGN2	BODY_BUILDER_CAB	8397402
SP_IGN3	MAIN_CAB	25159660
SP_IGN3	{}	20897227
SP_RLY1	BODY_BUILDER_CAB	20742808
SP_RLY1	MAIN_CAB	20742810
SP_RLY2	MAIN_CAB	20742808

INLINE	HARNESS	PN
SP_RLY2	BODY_BUILDER_CAB	20742810
SP_RLY53	{}	8397345
SP_RLY53	MAIN_CAB	8397350
SP_RLY53_87A	MAIN_CAB	8397401
SP_RLY53_87A	{}	8397402
SVRC	XXX	8159013
SVRC	SOL_VALVE_EXT	1079282
TLBU	TAIL_LAMP	8397384
TLBU	BACKUP_ALARM	8397382
TRPTO	PTO	8397385
TRPTO	AUTOTRANS_TRANS	8397383
X10_C1	MAIN_CAB	20469623

0

1

2

3

4

FUSES AND CIRCUIT BREAKERS

FUSE	DESCRIPTION	PAGE
F13 (15A/20A)	FUSE ABS BATT	AA 3 A
F13 (15A/20A)	FUSE ABS BATT	EA 3 A
F13 (15A/20A)	FUSE ABS BATT	ED 3 A
F14 (30A)	FUSE, OPEN	AA 3 A
F14 (30A)	FUSE, OPEN	CD 2 A
F16 (10A)	FUSE, VECU (EMS)	AB 1 C
F16 (10A)	FUSE, VECU (EMS)	BA 0 A
F17 (10A)	FUSE, CONTROL/SW INPUTS	AB 1 C
F17 (10A)	FUSE, CONTROL/SW INPUTS	BA 1 A
F19 (5A)	FUSE INST. CLUSTER	AA 3 A
F19 (5A)	FUSE INST. CLUSTER	BE 0 A
F25 (30A)	FUSE, HVAC CAB	AB 4 C
F28 ()		AC 3 B
F31 (10A)	FUSE TRANS SPARE	AB 2 C
F31 (10A)	FUSE TRANS SPARE	DD 3 A
F31 (10A)	FUSE TRANS SPARE	DE 3 A
F38 (15A/30A)	FUSE ENGINE CONTROL UNIT	AA 1 D
F38 (15A/30A)	FUSE ENGINE CONTROL UNIT	CA 0 A
F41 (20A)	FUSE, ENG. ACC.	AA 1 D
F41 (20A)	FUSE, ENG. ACC.	CG 0 A
F43 (15A)	F43 FUSE, ENG COMP #2	AA 2 D
F43 (15A)	F43 FUSE, ENG COMP #2	CA 0 B
F49 (10A)	FUSE, ABS	AA 0 D
F49 (10A)	FUSE, ABS	EA 3 A
F49 (10A)	FUSE, ABS	ED 3 A
F54 (10A)	FUSE, RP 1226	AB 2 B
F56 (10A)	FUSE TELMA	AA 2 D
F56 (10A)	FUSE TELMA	BP 1 A

FUSE	DESCRIPTION	PAGE
F56 (10A)	FUSE TELMA	NA 3 A
F60 (15A)	FUSE, ENG COMP #1	AB 3 B
F60 (15A)	FUSE, ENG COMP #1	CA 0 A
F60 (15A)	FUSE, ENG COMP #1	CE 3 A
F62 (30A)	FUSE, EAT BATT.	AB 3 B
F62 (30A)	FUSE, EAT BATT.	CD 3 A
F63 (5A)	FUSE, INSTR CLUSTER (EMS)	AB 2 C
F63 (5A)	FUSE, INSTR CLUSTER (EMS)	BE 0 A
F64 (10A)	FUSE, DPF, IGN	AB 2 C
F64 (10A)	FUSE, DPF, IGN	CA 4 A
F65 (5A)	TGW2	AB 2 C
F68 (20A)	FUSE M-DRIVE TECU	DE 2 C
F69 (5A)	FUSE, EAT EMS	AB 3 C
F69 (5A)	FUSE, EAT EMS	CF 0 A
F70 (10A)	FUSE M-DRIVE GSECU	DE 3 C
F71 (10A/30A)	FUSE, TRANS (BATT)	AB 4 B
F71 (10A/30A)	FUSE, TRANS (BATT)	DD 0 A
F71 (10A/30A)	FUSE, TRANS (BATT)	DE 3 A
F80 (5A)	FUSE CUMMINS ECU	CE 1 B
F81 (10A)	FUSE, METHANE DETECTOR	CK 4 C
F82 (5A)	TGW	BI 0 C
F83 (5A)	TGW	BI 2 B
F84 (5A)	TGW	BI 0 A
F88 ()	TMC 1226	BY 1 D
FB90 ()	TMC 1226	BY 2 C
FM1 ()	FUSE, MAIN GND, PREHEATING	AD 1 B
FM3 (150A)	FUSE, MAIN PWR, CAB	AC 3 D
FM5 (5A)	FUSE LNG FUEL SENSOR	CG 0 C

0

1

2

3

4

GROUNDS

NAME	PAGE
A124_B1	AD 1 B
A124_B2	AD 0 C
G01_B1	AD 1 B
G01_B2	AD 1 B
X1	AD 2 C

NAME	PAGE
X1_C1	AD 3 C
X1_C4	BI 2 C
X2	AD 2 B
X2_C1	AD 3 B
X4_C1	AD 2 D

NAME	PAGE
X135	AD 2 D
X135	BQ 2 D
X135.A	AD 2 C
X135.B	AD 2 D
X135_C1	BQ 2 D

NAME	PAGE
X136	AD 2 C
X136.A	AD 2 C
X136.B	AD 3 D
X136.C	AD 2 C
X136.E	AD 3 C

NAME	PAGE
X140	AD 1 C
X140.A	AD 1 C
X140.C	AD 1 C
XG9	AD 1 D
XG9.A	AD 1 D

NAME	PAGE
XG9.B	AD 1 E
XJ1	AD 1 B
XJN	AD 1 B
XJP	AC 4 A
XJP_1	AC 4 A

0

1

2

3

4

RELAYS

RELAY	DESCRIPTION	PAGE
RLY01	RELAY, EMS #1	AB 3 C
RLY02	RELAY, EMS #2	AA 2 C
RLY03	RELAY, IGN. #1	AA 0 B
RLY04	RELAY, IGN #3	AA 3 C
RLY06	RELAY, EMERGENCY STOP LAMP	GA 3 B
RLY07	RELAY 07, PTO #2	BN 2 B
RLY10B	RELAY, HORN, REMOTE	BO 0 D
RLY11	RELAY, TRAILER TAIL LAMP	GG 1 B
RLY12	RELAY, TRAILER STOP LAMP	GG 2 B
RLY13	RELAY, CAB & TRAILER CLEARANCE LAMP	GA 1 C
RLY14	RELAY, HORN	GQ 3 D
RLY016A	RELAY, WINDSHIELD WIPER RH LOW	GP 1 B
RLY016B	RELAY, WINDSHIELD WIPER RH HIGH	GP 2 B
RLY016C	RELAY WINDSHIELD WIPER LH LOW	GP 3 B
RLY016D	RELAY WINSHIELD WIPER LH HIGH	GP 3 B
RLY17	RELAY, REVERSE POWER	DD 3 B
RLY17	RELAY, REVERSE POWER	KB 2 E
RLY28	RELAY, CB BINDING POST	KC 2 B
RLY29	RELAY, NEUTRAL POWER	NB 3 B
RLY34	RELAY, PRE-EMS	AA 1 B
RLY35	RELAY, HVAC CAB	HA 2 B
RLY36	RELAY, START CNTL 1	AC 1 C
RLY38	RELAY, LO BEAM LH	GD 0 B
RLY39	RELAY, LO BEAM RH	GD 0 B
RLY45	RELAY PTO ENABLE	DD 4 B
RLY46	RELAY RANGE PTO	DD 3 B
RLY47	RELAY RETARDER	DD 2 B
RLY48	RELAY STOP LAMPS	DD 2 B
RLY52	RELAY, HIGH BEAM	GA 1 B
RLY53	RELAY 53, SPARE 5	NA 2 D
RLY58	RELAY BEACON LAMP PTO	FC 1 B
RLY59	RELAY BEACON LAMP REVERSE	FC 2 B

RELAY	DESCRIPTION	PAGE
RLY60	RELAY, PARK BRAKE STOP LAMP	GA 4 B
RLY61	RELAY, LIFT AXLE REVERSE	FB 0 A
RLY61B	RELAY, LIFT AXLE, PUMP ON	BO 1 B
RLY62	RELAY, REVERSE BODY POWER	NB 3 B
RLY63	RELAY, POWER INDICATOR	GA 3 D
RLY64	RELAY 64, SPARE 1	BK 2 B
RLY64	RELAY 64, SPARE 1	BL 1 B
RLY64	RELAY 64, SPARE 1	BN 4 B
RLY64	RELAY 64, SPARE 1	NA 0 D
RLY65	RELAY 65, SPARE 2	BK 0 C
RLY65	RELAY 65, SPARE 2	BL 0 B
RLY65	RELAY 65, SPARE 2	BN 1 B
RLY65	RELAY 65, SPARE 2	NA 0 C
RLY66	RELAY 66, SPARE 3	BK 3 B
RLY66	RELAY 66, SPARE 3	BL 3 C
RLY66	RELAY 66, SPARE 3	BN 3 B
RLY66	RELAY 66, SPARE 3	NA 1 D
RLY67	RELAY 67, SPARE 4	BK 1 C
RLY67	RELAY 67, SPARE 4	BL 3 C
RLY67	RELAY 67, SPARE 4	BN 0 C
RLY67	RELAY 67, SPARE 4	NA 1 C
RLY68	RELAY, ENGINE COMP #1	CA 0 B
RLY73	RELAY M-DRIVE POWER	DE 3 B
RLY89	RELAY METHANE DETECTOR	CK 0 B
RLY91	RELAY 91, AUX FAN #1	CD 0 C
RLY92	RELAY 92, AUX FAN #2	CD 1 C
RLY99	RELAY, METHANE DETECT	CK 0 C
RLY100A	RELAY, MOTO MIRROR	ID 2 D
RLY100B	RELAY, MOTO MIRROR	ID 2 D
RLY100C	RELAY, MOTO MIRROR	ID 3 D
RLY100D	RELAY, MOTO MIRROR	ID 4 D
RLY101	RELAY M-DRIVE REVERSE	BE 4 B

SPLICES

SPLICE	PAGE
SP3B7 (S)	GF 1 C
SP3B9 (S)	GF 1 B
SP5E1 (S)	GF 1 B
SP27B (S*)	BN 1 B
SP27B1 (S)	BL 3 A
SP38A2 (S)	CA 0 C
SPBKW ()	GE 1 D
SPCB1 (T)	BA 0 D
SPCB7 (S)	BL 1 A
SPCB7A (S)	BK 2 A
SPCB11 (T)	BA 2 D
SPCB16 (T)	CD 0 C
SPCB19 (T)	BB 3 D
SPCBA (T)	BC 2 D
SPDL1H1 (S)	XA 3 E
SPDL1H2 (S)	XA 2 C
SPDL1H2 (S)	XB 3 D
SPDL1H2A (S)	XA 2 E
SPDL1H3 (S)	XA 2 C
SPDL1H4 (S)	XA 2 C
SPDL1H4 (S)	XB 3 C
SPDL1H5 (S)	XA 2 B
SPDL1H5 (S)	XB 3 B
SPDL1H6 (S)	XA 2 B
SPDL1H6 (S)	XB 3 B
SPDL1H7 (S)	XA 2 B
SPDL1H7 (S)	XB 3 B
SPDL1H8 (S)	XA 3 A
SPDL1H12 (S)	XB 3 C
SPDL1H13 (S)	XB 2 E
SPDL1H14 (S)	XB 2 E
SPDL1H15 (S)	XB 1 E
SPDL1HB8 (S)	XA 3 D
SPDL1HB8 (S)	XB 3 D
SPDL1HB9 (S)	BI 3 C
SPDL1L1 (S)	XA 3 C
SPDL1L2 (S)	XA 2 C
SPDL1L2 (S)	XB 3 D
SPDL1L2A (S)	XA 2 E
SPDL1L3 (S)	XA 2 C
SPDL1L4 (S)	XA 2 C
SPDL1L4 (S)	XB 3 C
SPDL1L5 (S)	XA 2 B
SPDL1L5 (S)	XB 3 C
SPDL1L6 (S)	XA 2 B
SPDL1L6 (S)	XB 3 B
SPDL1L7 (S)	XA 2 B
SPDL1L7 (S)	XB 3 B
SPDL1L8 (S)	XA 3 A
SPDL1L12 (S)	XB 3 C

SPLICE	PAGE
SPDLL1L13 (S)	XB 2 E
SPDLL1L14 (S)	XB 2 E
SPDLL1L15 (S)	XB 1 E
SPDLL1LB8 (S)	XA 3 D
SPDLL1LB8 (S)	XB 3 D
SPDLL1LB9 (S)	BI 4 C
SPDL2H1 (S)	CF 2 B
SPDL2H2 (S)	XC 2 D
SPDL2H3 (S)	XC 3 C
SPDL2H4 (S)	XC 3 C
SPDL2H5 ()	XC 3 D
SPDL2H7 ()	XC 2 B
SPDL2HB2A (S)	XC 1 B
SPDL2HB6 (S)	XC 2 D
SPDL2HB7 (S)	BI 3 C
SPDL2L1 (S)	CF 2 B
SPDL2L2 (S)	XC 2 D
SPDL2L3 (S)	XC 3 C
SPDL2L4 (S)	XC 3 C
SPDL2L5 ()	XC 3 D
SPDL2L7 ()	XC 2 C
SPDL2LB2A (S)	XC 1 B
SPDL2LB6 (S)	XC 2 C
SPDL2LB7 (S)	BI 3 C
SPDL4H (S)	XD 1 B
SPDL4L (S)	XD 2 B
SPDL5H3 (S)	BY 2 A
SPDL5H101 ()	BY 2 B
SPDL5L3 (S)	BY 2 B
SPDL5L101 ()	BY 2 C
SPDL7H1 (S)	CA 3 C
SPDL7L1 (S)	CA 3 C
SPDL10H1 (S)	XE 1 C
SPDL10H2 (S)	XE 2 C
SPDL10L1 (S)	XE 1 C
SPDL10L2 (S)	XE 2 C
SPECHA1 (S)	CE 1 D
SPECKA1 (S)	CE 1 D
SPEMA28A1 (S)	CH 3 C
SPEMA49A (S)	CA 2 B
SPEMA54A1 (S)	CF 1 C
SPEMA59A1 (S)	CH 3 D
SPEMA62A1 (S)	CF 2 D
SFF2A (T)	GA 1 A
SFF2C (T)	GA 0 C
SFF2C2 (S)	GD 0 D
SFF3B (T)	GA 0 C
SFF3B1 (T)	GA 0 D
SFF3B2 ()	GE 4 B
SFF3F (T)	BE 1 A

SPLICE	PAGE
SFF3F (T)	CG 1 A
SFF3F (T)	DD 0 B
SFF3F (T)	DF 3 A
SFF3F (T)	EA 2 A
SFF3F (T)	ED 2 A
SFF3F (T)	GA 0 B
SFF3F (T)	GH 3 A
SFF3F (T)	KB 1 A
SFF3F (T)	NA 2 A
SFF3F25 (S)	KB 1 C
SFF3F66 (T)	BR 2 D
SFF3F69 (T)	FD 1 B
SFF3H (T)	GA 2 B
SFF4C (T)	GD 3 B
SFF4D (T)	GD 4 B
SFF4D5 ()	GD 2 D
SFF5A (T)	GA 3 B
SFF5B (T)	GA 3 B
SFF5D1 (S)	GF 2 B
SFF6A (T)	GA 1 B
SFF6A (T)	GH 3 B
SFF6B (S)	GH 1 C
SFF7A (T)	AC 0 B
SFF7D (T)	AC 1 C
SFF7D9 (S)	CD 2 B
SFF7G (T)	BF 3 C
SFF8A (T)	FB 2 B
SFF8B (T)	FB 3 B
SFF8F (S)	BK 0 D
SFF9B (T)	KC 2 C
SFF9D (S)	GA 2 D
SFF10A (T)	KB 2 B
SFF10A (T)	XA 1 B
SFF10A (T)	XB 2 B
SFF10C (T)	KB 2 B
SFF11A (T)	GG 3 B
SFF11A3 ()	BY 2 D
SFF15A (T)	FC 1 B
SFF15B (T)	FC 2 C
SFF16A (T)	BA 0 B
SFF17A (T)	BA 1 B
SFF17A6 (S)	BN 4 A
SFF17A10 (S)	BD 2 B
SFF17A16 (S)	BR 1 D
SFF17A30 (S)	BL 2 D
SFF17E (S)	BK 2 B
SFF17E1 (S)	BL 1 B
SFF17E2 (T)	BP 1 B
SFF17M1 (T)	BC 1 C
SFF18A (T)	BC 2 B

SPLICE	PAGE
SFF18C1 (S)	BK 0 B
SFF20A1 ()	ID 3 A
SFF20B ()	ID 2 B
SFF20BC3 ()	ID 2 C
SFF20C ()	ID 2 B
SFF20F ()	ID 4 B
SFF20FG3 ()	ID 4 C
SFF20G ()	ID 3 B
SFF21A (T)	GP 4 B
SFF22A (T)	GP 2 B
SFF23A (S)	GP 0 B
SFF23C (T)	GP 1 A
SFF23D (T)	GP 2 B
SFF25A (T)	HA 2 B
SFF25B (T)	HA 2 C
SFF25D (S)	HA 2 D
SFF27A (S)	BK 0 B
SFF27A1 (S)	BL 0 C
SFF27A2 (S)	BN 0 A
SFF27A3 (T)	GG 0 B
SFF27A4 (T)	CG 1 C
SFF27B (S)	BK 1 D
SFF27C (S)	BN 1 C
SFF27H (S)	BN 1 D
SFF29B (T)	AA 2 C
SFF31A (T)	DD 3 A
SFF34A (T)	NB 3 B
SFF34B (T)	NB 3 C
SFF34B5 (S)	BQ 3 C
SFF34C2 (S)	GF 2 C
SFF34C3 (S)	GF 2 B
SFF35B (T)	GA 1 D
SFF35B1 ()	GE 3 B
SFF35B3 (S)	IC 3 D
SFF35C (S)	GA 3 D
SFF38A (S)	CA 0 A
SFF41A2 (T)	CG 0 B
SFF42A (S)	BE 3 B
SFF42B (S)	BE 3 C
SFF43A (S)	CA 0 C
SFF44A (S)	FA 2 C
SFF44A1 ()	FA 0 C
SFF45A (T)	NB 2 D
SFF50B1 (S)	GD 0 D
SFF51B2 (S)	GD 1 D
SFF55B (S)	IC 3 D
SFF55B1 (S)	IC 1 C
SFF55B1 (S)	ID 1 C
SFF60A (S)	CE 3 B
SFF61A (S)	BO 0 B

SPLICE	PAGE
SFF61C (S)	BO 0 C
SFF62B (S)	CF 0 B
SFF63A (T)	BE 0 B
SFF66A (T)	KA 1 B
SFF66A (T)	NA 4 A
SFF68A (T)	DF 1 A
SFF68A1 (S)	DF 1 B
SFF71A (T)	DE 3 B
SFF71B (T)	DE 3 C
SFF72B (T)	KB 2 A
SFF79A ()	DE 3 D
SFF80A (S)	DF 1 C
SFF81A (T)	CK 4 C
SFF81A1 (T)	CK 3 C
SFF84A (S)	BI 0 C
SFF91A (T)	CD 0 B
SFF92A (T)	CD 1 B
SFFAA (S)	CE 3 B
SPHA1 (T)	BG 1 D
SPHA2 (T)	BG 1 C
SPHA13 (T)	BE 1 D
SPHA20 (T)	BE 1 D
SPHA21 (T)	BE 1 D
SPHA22 (T)	BE 1 D
SPHB22 (S)	BF 1 C
SPHB22A (S)	BF 1 D
SPHB22C1 (S)	BF 2 C
SPHB24 (S)	BG 2 D
SPHD3+ (S)	BN 1 C
SPN110 (T)	DD 0 C
SPN112 (T)	DC 3 B
SPN123 (T)	BH 2 C
SPN124CM (T)	DD 2 C
SPN130CM1 ()	BP 1 C
SPN131 (S)	DC 1 C
SPN145 (T)	DD 3 C
SPN158 (T)	DC 2 C
SPN158A (S)	DC 2 D
SPN163 (T)	DD 1 B
SPN163F (S)	FD 3 C
SPN163G (S)	FD 3 C
SPN165 (T)	DD 4 C
SPNA19A1 (S)	DF 2 C
SPR13SA (T)	GD 3 B
SPR13SB (T)	GD 4 C
SPR135AA (T)	GD 4 B
SPURDA (T)	AC 2 C
SPURDB (T)	CD 1 A
SPX1A3 (S)	AD 2 C
SPX1E (T)	AD 3 C

SPLICE	PAGE
SPX1E (T)	BA 2 E
SPX1E (T)	BB 3 A
SPX1E (T)	BC 1 E
SPX1E (T)	BD 1 B
SPX1E (T)	BE 0 D
SPX1E (T)	EA 0 A
SPX1E (T)	XA 1 E
SPX1E (T)	XB 1 D
SPX1E6 (T)	AD 3 C
SPX1E6 (T)	EA 3 B
SPX1E6 (T)	ED 1 B
SPX1E9 (T)	EA 2 B
SPX2A (S)	AD 3 B
SPX2A (S)	NA 2 B
SPX2A1 (S)	AD 3 A
SPX2A1 (S)	FB 0 C
SPX2A1 (S)	FC 1 D
SPX2A1 (S)	NB 2 D
SPX2A2 (S)	AD 3 B
SPX2A2 (S)	CK 2 D
SPX2A2 (S)	GA 2 D
SPX2A2 (S)	GD 4 C
SPX2A2 (S)	GH 0 D
SPX2A2 (S)	GP 0 E
SPX2A2 (S)	KA 1 C
SPX2A2 (S)	KB 2 E
SPX2A2 (S)	KC 2 D
SPX2A3 (S)	AD 3 B
SPX2A3 (S)	GG 0 C
SPX2A3 (S)	NB 0 D
SPX2A4 (S)	AD 3 A
SPX2A4 (S)	GD 2 B
SPX2A4 (S)	NA 3 B
SPX2A5 (T)	AD 3 A
SPX2A5 (T)	BA 3 C
SPX2A5 (T)	DD 1 C
SPX2A5 (T)	EA 2 B
SPX2A5 (T)	ED 2 B
SPX2A33 (S)	BK 3 D
SPX2A42 (T)	GD 3 C
SPX2A43 ()	GD 2 D
SPX2A48 (S)	GH 3 C
SPX2A58 (S)	BN 1 B
SPX2A58 (S)	BO 0 E
SPX2A60 (S)	BL 4 B
SPX2A70 (T)	BR 2 C
SPX2A73 (T)	CK 2 D
SPX2A104 (T)	FD 1 C
SPX2D (S)	AA 2 D
SPX2D (S)	AB 4 D

0

1

2

3

4

SPLICES

SPLICE	PAGE
SPX2D (S)	AC 1 D
SPX2D (S)	AD 3 B
SPX2D (S)	BC 1 E
SPX2D (S)	BF 0 C
SPX2D (S)	BS 1 C
SPX2D (S)	CA 0 C
SPX2D (S)	CG 1 C
SPX2D (S)	DD 2 C
SPX2D (S)	GA 1 D
SPX2D (S)	GG 2 C

SPLICE	PAGE
SPX2D (S)	HA 1 D
SPX2D (S)	NA 1 B
SPX2D (S)	NB 4 C
SPX2D16 (T)	HA 2 D
SPX2D18 (S)	BK 3 C
SPX2D19 (S)	BN 1 C
SPX2D21 (S)	BL 0 E
SPX2M (T)	DF 4 B
SPX2N109 (S)	AD 3 B
SPX2N109 (S)	DD 0 B

SPLICE	PAGE
SPX2N109A (T)	DD 0 C
SPX2N109B (S)	FD 2 D
SPX2N109F (S)	FD 3 D
SPX3A (S)	AD 3 D
SPX3A (S)	HA 3 E
SPX3A1 (S)	AD 3 D
SPX3A2 (S)	FB 2 E
SPX3A3 (S)	GF 1 D
SPX3A3A (S)	GF 1 D
SPX3A4 (S)	AD 3 D

SPLICE	PAGE
SPX3A4 (S)	CD 1 E
SPX3A6 (S)	AD 4 D
SPX3A6 (S)	CG 0 D
SPX3A6 (S)	FA 2 D
SPX3B (S)	AD 3 C
SPX3B (S)	GP 2 E
SPX3C4 ()	FA 0 D
SPX3C5 ()	FB 0 D
SPX3F (S)	AD 3 C
SPX3F (S)	CK 1 C

SPLICE	PAGE
SPX3F (S)	GD 0 D
SPX3F (S)	IC 2 D
SPX3F1 (S)	GD 0 D
SPX3F2 (S)	GD 0 D
SPX3H (S)	IC 2 D
SPX3H1 (S)	IC 1 D
SPX3H1 (S)	ID 1 C
SPX3H1A ()	ID 3 C
SPX4D (S)	AD 1 D
SPX4D1 (S)	AD 1 D

SPLICE	PAGE
SPX4D2 (S)	CF 4 C
SPX4D8 (S)	CA 2 C
SPX4D12 (S)	DF 2 C
SPX5A ()	AD 0 C
SPX88_25 (S)	BN 3 D
SPX136B4 (S)	AD 2 D
SPXE11 (S)	CG 0 D
SPXG9D1 (S)	CE 3 B
SPXN109J (S)	FD 3 D

0

1

2

3

4

REFERENCES

REF	DESCRIPTION	PAGE
6SABS:A		EA 2 D
6SABS:A		ED 2 D
6SABS:B		EA 2 D
6SABS:B		ED 2 D
6SABS:C		EA 2 D
6SABS:C		ED 3 D
6SABS:D		EA 2 D
6SABS:D		ED 3 D
6SABS:E		EA 3 D
6SABS:E		ED 2 D
6SABS:F		EA 3 D
6SABS:F		ED 2 D
6SABS:G		EA 3 D
6SABS:G		ED 2 D
6SABS:H		EA 3 D
6SABS:H		ED 3 D
6SABS:J		EA 3 D
6SABS:J		ED 3 D
6SABS:K		EA 3 D
6SABS:K		ED 3 D
A03_A	DISPLAY, WARNING LAMP MODULE	BE 3 D
A03_B	GAUGE, SPEEDOMETER, VOLTMETER, TRANS. OIL	BE 1 C
A03_C	GAUGE, TACHOMETER, WATER TEMP., OIL PSI	BE 2 C
A03_D	GAUGE, DIESEL LEVEL & DIESEL FLUID LEVEL	BE 0 D
A03_E	GAUGE, PYROMETER	BE 1 E
A03_H	CONTROL UNIT, GAUGE DRIVER MODULE (GDM)	BE 0 B
A03_H	CONTROL UNIT, GAUGE DRIVER MODULE (GDM)	BF 0 B
A03_H	CONTROL UNIT, GAUGE DRIVER MODULE (GDM)	BG 0 C
A03_H	CONTROL UNIT, GAUGE DRIVER MODULE (GDM)	NB 3 A
A03_J	GAUGE, DUAL AIR	BE 0 E
A03_Z	GAUGE FUEL LEVEL LNG	CG 1 B
A12	Control unit, ABS (Anti-lock Brake System	ED 0 C
A12A	CONTROL UNIT, ABS (ANTI-LOCK BRAKE SYS.)	EA 0 C
A13B	Control unit, TECU (automatic transmiss	DF 1 C
A17	CONTROL UNIT, VECU (VEHICLE ECU)	AC 1 A
A17	CONTROL UNIT, VECU (VEHICLE ECU)	BA 1 C
A17	CONTROL UNIT, VECU (VEHICLE ECU)	BB 1 B
A17	CONTROL UNIT, VECU (VEHICLE ECU)	BC 1 D
A17	CONTROL UNIT, VECU (VEHICLE ECU)	BD 2 D
A17	CONTROL UNIT, VECU (VEHICLE ECU)	BR 1 B
A17	CONTROL UNIT, VECU (VEHICLE ECU)	GD 1 A
A19E	GEARSELECTOR ALLISON	DD 0 E
A34	CONTROL PANEL & HVAC UNIT, RD-6-5302	HA 3 C
A36_1	CONTROL UNIT, BBM (BODYBUILDER MODULE), P	BK 3 D
A36_2	CONTROL UNIT, BBM (BODYBUILDER MODULE) PT	BL 2 D
A36_3_CHASSIS	BB BOC LIGHTING CONNECTOR	BJ 0 D
A36_4_MATE	CONTROL UNIT, BBM (BODYBUILDER MODULE), P	BN 3 D
A57	CONTROL UNIT, ALLISON TRANSMISSION	DC 0 A
A57	CONTROL UNIT, ALLISON TRANSMISSION	DD 0 D
A58	Allison Transmission	DC 0 D

REF	DESCRIPTION	PAGE
A74	Monitor, Rear and front proximity detecti	KA 2 B
A83	CONTROL UNIT, DRL (DAYTIME RUNNING LIGHT	GD 1 B
A92A	CONTROL UNIT AUX. COOLING FAN	CD 1 C
A92B	CONTROL UNIT AUX. COOLING FAN	CD 3 C
A104	CONTROL UNIT, FLASHER	GA 2 A
A108A	TRANSMISSION RETARDER	DC 3 D
A109	Control unit, GSECU (Gearshift ECU)	DE 3 D
A109	Control unit, GSECU (Gearshift ECU)	DF 4 A
A121	DISPLAY, MONITOR, INTEC REAR VEIW CAMERA	KA 1 D
A122	CONTROL UNIT, REAR VIEW CAMERA SWITCHER	KA 0 D
A123P	GAUGE, LIFT AXLE, PUSHER	BE 2 B
A123T	GAUGE, LIFT AXLE, TAG	BE 2 B
A124	DISPLAY, HOUR METER	BL 4 A
A124_A1		AC 2 E
A124_A2		AC 3 A
A124_B1		AD 1 B
A124_B2		AD 0 C
A125	Control unit, TGW (Telematics Gateway)	BI 0 D
A125_AM	CONTROL UNIT, TGW (TELEMATICS GATEWAY)	BI 2 D
A137B	Contol Module, ACM (Adblue control modu	CF 0 B
A137B	Contol Module, ACM (Adblue control modu	CH 0 B
A138	PUMP UNIT, ADBLUE	CF 1 E
A158	Control unit, Audio	GE 2 C
A158	Control unit, Audio	KB 1 C
A158_JMP1	JUMPER, BATTERY FEED	KB 2 B
A158_JMP2	JUMPER, CLEAN POWER FEED	KB 3 B
A158_JMP3	JUMPER, REVERSE MUTE	KB 3 C
A175A	TMC 1226 TESP	BY 1 E
A216	CAMERA MONITOR	KA 1 B
A230	FUSE HOLDER W COVER	BQ 0 A
A230	FUSE HOLDER W COVER	CF 0 A
A230	FUSE HOLDER W COVER	NB 1 B
A230FC:1		BQ 0 B
A230FC:2		NB 1 B
A230FC:3		CF 0 B
A230FC:3		NB 1 B
A230FC:4		NB 1 B
A268A	MODULE PTO 1	BS 1 A
A268B	MODULE PTO 2	BS 2 A
ABS_X1:1		EA 2 A
ABS_X1:3		EA 3 B
ABS_X1:4		EA 1 C
ABS_X1:5		EA 1 C
ABS_X1:7		EA 3 B
ABS_X1:8		EA 3 B
ABS_X1:10		EA 1 C
ABS_X1:11		EA 1 C
ABS_X1:16		EA 3 B
ABS_X1:17		EA 2 C
ABS_X2:1		EA 0 C

REFERENCES

REF	DESCRIPTION	PAGE
ABS_X2:2		EA 0 C
ABS_X2:3		EA 0 A
ABS_X2:4		EA 1 C
ABS_X2:5		EA 1 B
ABS_X2:6		EA 1 A
ABS_X2:7		EA 1 C
ABS_X2:8		EA 1 B
ABS_X2:9		EA 0 C
ABS_X2:10		EA 1 C
ABS_X2:11		EA 1 B
ABS_X2:12		EA 0 B
ABS_X2:13		EA 1 C
ABS_X2:14		EA 1 B
ABS_X2:15		EA 0 C
ABS_X2:16		EA 1 C
ABS_X2:17		EA 1 C
ABS_X2:18		EA 0 C
ABS_X3:4		EA 3 C
ABS_X3:6		EA 3 E
ABS_X3:7		EA 3 C
ABS_X3:9		EA 3 E
ABS_X3:10		EA 3 C
ABS_X3:11		EA 2 D
ABS_X3:12		EA 2 D
ABS_X3:13		EA 3 C
ABS_X3:14		EA 2 D
ABS_X3:15		EA 2 D
ALLISON:1		DC 2 C
ALLISON:2		DC 3 C
ALLISON:3		DC 1 C
ALLISON:4		DC 2 C
ALLISON:5		DC 1 C
ALLISON:6		DC 1 C
ALLISON:7		DC 1 C
ALLISON:8		DC 1 C
ALLISON:9		DC 1 C
ALLISON:10		DC 0 C
ALLISON:11		DC 0 C
ALLISON:12		DC 1 C
ALLISON:13		DC 1 C
ALLISON:14		DC 2 C
ALLISON:15		DC 2 C
ALLISON:16		DC 2 C
ALLISON:17		DC 0 C
ALLISON:18		DC 0 C
ALLISON:19		DC 1 C
ALLISON:20		DC 1 C
ALLISON:21		DC 2 C
ALLISON:22		DC 2 C
ALLISON:23		DC 2 C

REF	DESCRIPTION	PAGE
ALLISON:24		DC 1 C
ALLISON:27		DC 0 C
ALLISON:30		DC 0 C
ALLISON:31		DC 0 C
ALLISON:32		FD 2 C
ALLISON:33		FD 2 C
ALLISON:34		FD 3 D
B07	SENSOR, FUEL LEVEL	BF 0 D
B07A	SENSOR LNG FUEL LEVEL	CG 1 C
B09B	Sensor, oil temperature, gearbox	BF 1 D
B13	SENSOR, WHEEL SPD LH FRT AXLE	EA 1 B
B13	SENSOR, WHEEL SPD LH FRT AXLE	ED 0 D
B14	SENSOR WHEEL SPD RH FRT AXLE	EA 1 B
B14	SENSOR WHEEL SPD RH FRT AXLE	ED 0 D
B15	SENSOR, WHEEL SPD LH RR RR AXLE	EA 0 D
B15	SENSOR, WHEEL SPD LH RR RR AXLE	ED 0 B
B16	SENSOR, WHEEL SPD RH RR RR AXLE	EA 1 D
B16	SENSOR, WHEEL SPD RH RR RR AXLE	ED 1 B
B17	SENSOR, WHEEL SPD LH 3RD AXLE	EA 2 E
B17	SENSOR, WHEEL SPD LH 3RD AXLE	ED 2 D
B18	SENSOR, WHEEL SPD RH 3RD AXLE	EA 2 E
B18	SENSOR, WHEEL SPD RH 3RD AXLE	ED 3 D
B22C	SENSOR AMBIENT AIR TEMP	CE 2 D
B23	SENSOR, AMBIENT AIR TEMP.	BF 2 C
B25A	SENSOR ACCELERATOR PEDAL	BB 3 E
B60LF	SPEAKER, LEFT FRT	KB 1 D
B60RF	SPEAKER, RIGHT FRT.	KB 1 D
B68	SENSOR, OUTPUT SHAFT SPD, GEARBOX	BB 0 D
B68_B	Sensor, output shaft speed, gearbox	BB 1 D
B80	Handsfree, Loudspeaker, Microphone	KB 1 B
B105	SENSOR, RETARDER TEMP	DC 3 D
B121	SENSOR, LOW LEVEL WASHER FLUID	BG 0 C
B122A	SENSOR EXHAUST TEMPERATURE CATALYST	CE 2 D
B122B	SENSOR CATALYST OUTLET TEMP.2	CE 2 D
B123A	SENSOR COOLANT LEVEL	CE 1 D
B124FR	SENSOR, OIL TEMP., FRONT REAR AXLE	BF 0 D
B124RR	SENSOR, OIL TEMP., REAR REAR AXLE	BF 1 D
B133	SENSOR, AIR FILTER RESTRICTION	BG 0 A
B142C	Sensor, AdBlue level and temperature	CA 3 C
B156	SENSOR, FREON HI PRESSURE - FAN	BD 2 C
B156A	SENSOR, FREON HI PRESSURE	HA 2 D
B185A	SENSOR OXYGEN OUTLET EGO	CE 3 D
B272	Sensor, Pressure Crankcase	CE 1 D
B300B	METHANE SENSOR ENGINE	CK 1 C
B319	SENSOR ALARM CO	CK 1 D
B322	Sensor, Air Pressure, Park Brake	BA 1 D
BB_BBC:2		BQ 3 D
BB_BBC:5		BQ 3 D
BB_BBC:6		BQ 3 D
BB_BBC:7		BQ 3 D

REFERENCES

REF	DESCRIPTION	PAGE
BB_BBC:13		BQ 4 D
BB_BBC:14		BQ 4 D
BB_CUMMINS:A		BC 4 D
BB_CUMMINS:A		BP 1 D
BB_CUMMINS:B		BC 4 D
BB_CUMMINS:B		BP 0 D
BB_CUMMINS:C		BC 4 D
BB_CUMMINS:D		BC 4 E
BB_CUMMINS:D		BP 0 D
BB_PK_BK:A		BB 1 E
BB_PK_BK:B		BB 1 D
BBC_MC_SOL_SW:A		BO 3 B
BBC_MC_SOL_SW:A		BO 3 C
BBC_MC_SOL_SW:B		BO 3 B
BBC_MC_SOL_SW:B		BO 3 C
BBC_MC_SOL_SW:C		BO 3 B
BBC_MC_SOL_SW:C		BO 3 C
BBC_MC_SOL_SW:D		BO 3 B
BBC_MC_SOL_SW:D		BO 3 C
BBC_MC_SOL_SW:E		BO 3 B
BBC_MC_SOL_SW:E		BO 3 C
BBC_MC_SOL_SW:F		BO 3 B
BBC_MC_SOL_SW:F		BO 3 C
BBC_MC_SOL_SW:G		BO 3 B
BBC_MC_SOL_SW:G		BO 3 C
BBC_MC_SOL_SW:H		BO 4 B
BBC_MC_SOL_SW:H		BO 4 C
BBC_MC_SOL_SW:J		BO 4 B
BBC_MC_SOL_SW:J		BO 4 C
BBC_MC_SOL_SW:K		BO 4 B
BBC_MC_SOL_SW:K		BO 4 C
BBC_MC_SOL_SW:L		BO 2 B
BBC_MC_SOL_SW:L		BO 2 C
BBC_MC_SOL_SW:M		BO 2 B
BBC_MC_SOL_SW:M		BO 2 C
BBC_MC_SOL_SW:N		BO 2 B
BBC_MC_SOL_SW:N		BO 2 C
BBC_MC_SOL_SW:P		BO 2 B
BBC_MC_SOL_SW:P		BO 2 C
BBC_MC_SOL_SW:R		BO 2 B
BBC_MC_SOL_SW:R		BO 2 C
BBC_MC_SOL_SW:S		BO 3 B
BBC_MC_SOL_SW:S		BO 3 C
BBCAB_TRANS:A		BN 4 C
BBCAB_TRANS:B		BN 4 D
BBM_1939:A		BB 1 C
BBM_1939:A		BB 1 C
BBM_1939:A		BY 3 B
BBM_1939:A		BY 1 A
BBM_1939:B		BB 1 C

REF	DESCRIPTION	PAGE
BBM_1939:B		BB 1 C
BBM_1939:B		BY 3 C
BBM_1939:B		BY 1 A
BBMCO:A		BP 0 D
BPMCFC:S		GG 1 D
BPMCFC:T		GG 1 D
BPMCFC:U		NB 4 D
BPMCFC:V		NB 4 D
BPMCFC:W		GG 1 D
BPMCFC:X		GG 1 D
BPMCFC:Y		GG 1 D
BPMCFC:Z		GG 1 D
CB2	CIRCUIT BREAKER, HDLPS. HI DRL	AA 0 A
CB2	CIRCUIT BREAKER, HDLPS. HI DRL	GA 1 A
CB3	CIRCUIT BREAKER PARK, TAIL MARKER LPS.	AA 1 A
CB3	CIRCUIT BREAKER PARK, TAIL MARKER LPS.	GA 0 A
CB4	CIRCUIT BREAKER TURN LPS, FLASHER	AA 1 A
CB4	CIRCUIT BREAKER TURN LPS, FLASHER	GA 2 A
CB5	CIRCUIT BREAKER, TRACTOR STOP LPS.	AA 1 A
CB5	CIRCUIT BREAKER, TRACTOR STOP LPS.	GA 3 A
CB6	CIRCUIT BREAKER, DOME COURTESY LPS.	AA 1 A
CB6	CIRCUIT BREAKER, DOME COURTESY LPS.	GA 1 A
CB6	CIRCUIT BREAKER, DOME COURTESY LPS.	GH 3 A
CB7	CIRCUIT BREAKER, KEY SW.	AA 2 A
CB7	CIRCUIT BREAKER, KEY SW.	AC 0 A
CB8	CIR. BRKR., AIR SOL.	AA 0 C
CB8	CIR. BRKR., AIR SOL.	FB 2 A
CB9	CIR. BRKR., CB POST	AA 2 A
CB9	CIR. BRKR., CB POST	KC 2 A
CB10	CIR. BRKR., DIAG. CONN./ RADIO	AA 2 A
CB10	CIR. BRKR., DIAG. CONN./ RADIO	KB 2 A
CB10	CIR. BRKR., DIAG. CONN./ RADIO	XA 1 A
CB11	CIR. BRKR., BATT. STUD	AA 2 A
CB11	CIR. BRKR., BATT. STUD	GG 0 A
CB11	CIR. BRKR., BATT. STUD	NA 0 A
CB12	CIR. BRKR., OPTION BLOCK	AA 2 A
CB12	CIR. BRKR., OPTION BLOCK	BO 1 A
CB12	CIR. BRKR., OPTION BLOCK	NB 0 A
CB15	CIR. BRKR., BEACON LAMPS	AA 3 A
CB15	CIR. BRKR., BEACON LAMPS	FC 1 A
CB18	CIR. BRKR., DCL(CDS) EMS POWER	AB 1 C
CB18	CIR. BRKR., DCL(CDS) EMS POWER	BC 1 A
CB20	CIR. BRKR., MOTO. MIRRORS	AA 4 A
CB20	CIR. BRKR., MOTO. MIRRORS	IC 0 A
CB20	CIR. BRKR., MOTO. MIRRORS	ID 0 A
CB21	CIRCUIT BREAKER LH WS WIPER	AA 0 C
CB21	CIRCUIT BREAKER LH WS WIPER	GP 4 A
CB22	CIRCUIT BREAKER, RH, WS WIPER	AA 0 C
CB22	CIRCUIT BREAKER, RH, WS WIPER	GP 2 A
CB23	CIRCUIT BREAKER WS. WIPER/ WASHER	AA 1 C

REFERENCES

REF	DESCRIPTION	PAGE
CB23	CIRCUIT BREAKER WS. WIPER/ WASHER	GP 0 A
CB24	CIR. BRKR., 2WAY RADIO	AA 1 C
CB24	CIR. BRKR., 2WAY RADIO	NB 0 A
CB26	CIR. BRKR., REAR FLOOD LPS.	AA 4 A
CB26	CIR. BRKR., REAR FLOOD LPS.	NA 2 A
CB27	CIR. BRKR., IGN. STUD	AA 1 C
CB27	CIR. BRKR., IGN. STUD	BK 0 A
CB27	CIR. BRKR., IGN. STUD	BL 0 A
CB27	CIR. BRKR., IGN. STUD	BN 0 A
CB27	CIR. BRKR., IGN. STUD	GG 0 A
CB27	CIR. BRKR., IGN. STUD	NA 0 A
CB29	CIR. BRKR., EMS RELAYS	AA 4 A
CB30	CIR. BRKR., MUNCIE LIVE PACK	AA 1 C
CB30	CIR. BRKR., MUNCIE LIVE PACK	FC 1 A
CB32	CIR. BRKR., BODYBUILDER BATT 2	AB 0 B
CB32	CIR. BRKR., BODYBUILDER BATT 2	NA 3 A
CB33	CIR. BRKR., TRAILER STOP LPS.	AB 0 B
CB33	CIR. BRKR., TRAILER STOP LPS.	GG 2 A
CB34	CIR. BRKR., REV/NEUTRAL POWER	AB 1 B
CB34	CIR. BRKR., REV/NEUTRAL POWER	NB 3 A
CB35	CIR. BRKR., CAB & TRLR. CLEARANCE LPS.	AB 1 B
CB35	CIR. BRKR., CAB & TRLR. CLEARANCE LPS.	GA 1 A
CB36	CIR. BRKR., HORN	AB 1 B
CB36	CIR. BRKR., HORN	GQ 3 A
CB37	CIR. BRKR., TRLR. TAIL LPS.	AB 2 B
CB37	CIR. BRKR., TRLR. TAIL LPS.	GG 1 A
CB39	CIR. BRKR., TRAILER ABS PWR	AA 1 D
CB39	CIR. BRKR., TRAILER ABS PWR	GG 1 A
CB40	CIR. BRKR., BODY IGN. PWR. STUD	AA 4 D
CB40	CIR. BRKR., BODY IGN. PWR. STUD	NB 1 A
CB42	CIR. BRKR., BACKUP LPS.	AA 4 D
CB42	CIR. BRKR., BACKUP LPS.	BE 3 A
CB44	CIR. BRKR., HTD. AIR DRYER /HTD. DRAIN VA	AA 3 D
CB44	CIR. BRKR., HTD. AIR DRYER /HTD. DRAIN VA	FA 2 A
CB45	CIR. BRKR., SPARE/FUEL SEPARATOR FUEL HEA	AA 3 D
CB45	CIR. BRKR., SPARE/FUEL SEPARATOR FUEL HEA	NB 2 A
CB46	CIR. BRKR., POWER OUTLET	AA 1 D
CB46	CIR. BRKR., POWER OUTLET	KC 1 A
CB47	CIR. BRKR., TRANS./ SPARE	AA 0 D
CB47	CIR. BRKR., TRANS./ SPARE	NA 3 A
CB50	CIR. BRKR., HDLP LH LOW BEAM	AB 2 B
CB50	CIR. BRKR., HDLP LH LOW BEAM	GD 0 A
CB51	CIR. BRKR., HDLP RH LOW BEAM	AB 2 B
CB51	CIR. BRKR., HDLP RH LOW BEAM	GD 1 A
CB52	CIR. BRKR., SPARE/ BRK. WEAR	AA 3 D
CB52	CIR. BRKR., SPARE/ BRK. WEAR	BG 4 A
CB55	CIR. BRKR., HEATED MIRRORS	AA 2 D
CB55	CIR. BRKR., HEATED MIRRORS	IC 3 A
CB57	CIR. BRKR., HVAC ROOF COND. FAN	AA 2 D
CB57	CIR. BRKR., HVAC ROOF COND. FAN	NA 1 A

REF	DESCRIPTION	PAGE
CB58	FUSE, RP 1226	AA 0 D
CB61	CIR. BRKR., BODY BATT. STUD	AB 3 B
CB61	CIR. BRKR., BODY BATT. STUD	BO 0 A
CB61	CIR. BRKR., BODY BATT. STUD	NB 2 A
CB66	CIR. BRKR., CAMERA/ SPARE	AA 2 C
CB66	CIR. BRKR., CAMERA/ SPARE	KA 1 A
CB66	CIR. BRKR., CAMERA/ SPARE	NA 4 A
CB67	CIR. BRKR., OPEN	AB 3 B
CB68	CIR. BRKR., CIGAR LIGHTER	AB 4 B
CB68	CIR. BRKR., CIGAR LIGHTER	KC 3 A
CB74	CIR. BRKR., RADIO MEMORY	KB 2 B
CB91	CIR. BRKR., AUX FAN #1	CD 0 B
CB92	CIR. BRKR., AUX FAN #2	CD 1 B
CBBFCBB:R		BJ 1 D
CBBFCBB:S		BJ 1 D
CBBFCBB:T		BJ 0 D
CBBFCBB:U		BJ 1 D
CBBFCBB:V		BJ 1 D
CBBFCBB:W		BJ 0 D
CBBFCBB:X		BJ 0 D
CBBFCBB:Y		BJ 0 D
CBBFCBB:Z		BJ 0 D
CDPF:A		CE 2 D
CDPF:B		CE 3 D
CDPF:D		CE 3 D
CDPF:E		CE 2 D
CDPF:F		CE 2 D
CDPF:G		CE 3 D
CDPF:K		CE 2 D
CDPF:L		CE 3 D
D1		FD 3 C
DCL:A		BC 0 B
DCL:B		BC 0 D
DCL:C		BC 0 C
DCL:D		BC 0 B
DCL:E		BC 0 B
DCL:F		BC 0 C
DCL:G		BC 0 B
DCL:H		BC 0 B
DCL:J		BC 0 B
DCL:L		BC 0 C
DCL:M		BC 0 D
DCL:M		BC 0 D
DCL:N		BC 0 E
DCL:P		BC 0 E
DCL:R		BC 0 C
DCL_MATE_1	CONNECTOR, DCL MATE, BODYLINK REFUSE	BP 0 A
DCL_MATE_2	CONNECTOR DCL MATE BODYLINK REFUSE	BP 3 B
DRL_OR_BB:A		BR 1 C
DRL_OR_BB:B		BR 1 C

REFERENCES

REF	DESCRIPTION	PAGE
DRL_OR_BB:C		BR 1 C
DRL_OR_BB:D		BR 1 C
DRL_OR_BB:E		BR 2 C
DRL_OR_BB:F		BR 2 C
DRL_OR_BB:G		BR 2 C
DRL_OR_BB:H		BR 2 C
DRL_OR_BB:J		BR 3 C
DRL_OR_BB:L		BR 3 C
DRL_OR_BB:N		BR 3 C
DRL_OR_BB:P		BR 3 C
DRL_OR_BB:R		BR 3 C
DRL_OR_DCL2:J		BR 3 D
DRL_OR_DCL2:L		BR 3 D
DRL_OR_DCL2:N		BR 3 D
DRL_OR_DCL2:P		BR 3 D
DRL_OR_DCL2:R		BR 3 D
DRL_OR_DCL:A		BR 1 D
DRL_OR_DCL:B		BR 1 D
DRL_OR_DCL:C		BR 1 D
DRL_OR_DCL:D		BR 1 D
DRL_OR_DCL:E		BR 2 D
DRL_OR_DCL:F		BR 2 D
DRL_OR_DCL:G		BR 2 D
DRL_OR_DCL:H		BR 2 D
DS_PTO:A		BL 2 C
DS_PTO:B		BL 2 C
DS_PTO:C		BL 2 C
DSFC:A		BF 1 D
DSFC:B		BF 2 D
DSFC:C		BF 0 D
DSFC:D		BG 2 D
DSFC:E		BG 2 C
DSFC:F		BG 2 D
DSFRT:A		BG 3 D
DSFRT:B		BG 3 D
DSRR:A		BG 3 C
DSRR:B		BG 3 D
DUAL_PTO:A		BK 2 A
DUAL_PTO:B		FB 1 B
DUAL_PTO:C		FB 1 A
DUAL_PTO:D		FB 1 A
DUAL_PTO:E		FB 1 A
DUAL_PTO:F		FB 1 A
DUAL_PTO_JMP	PLUG, JUMPER WIRE	FB 1 A
E11LA	LAMP, SIDE MARKER LEFT SIDE 1	GD 2 B
E11LB	Lamp, side marker light, left side 2	GD 1 D
E11RA	LAMP, SIDE MARKER RIGHT SIDE 1	GD 4 B
E11RB	Lamp, side marker light, right side 2	GD 2 D
E12L	LAMP, ROOF POS. LIGHT LEFT	GA 3 D
E12R	LAMP, ROOF POS. LIGHT, RIGHT	GA 3 D

REF	DESCRIPTION	PAGE
E13L1	LAMP TURN LEFT SIDE	GD 2 D
E13LS	LAMP, DIR. INDICATOR LEFT SIDE	GD 3 C
E13R1	LAMP TURN RIGHT SIDE	GD 2 D
E13RS	LAMP, DIR. INDICATOR RIGHT SIDE	GD 4 B
E17A	LAMP, CAB REAR DOME	GH 1 D
E17B	LAMP, FRONT LH DOME	GH 0 D
E17C	LAMP, FRONT RH DOME	GH 3 D
E19C	LAMP, ID LIGHT ROOF, CENTER	GA 0 D
E19L	LAMP, ID LIGHT ROOF, LEFT	GA 0 D
E19LS	LAMP, ROOF SIDE MARKER, LEFT	GD 3 D
E19R	LAMP, ID LIGHT ROOF, RIGHT	GA 0 D
E19RS	LAMP, ROOF SIDE MARKER, RIGHT	GD 4 D
E27L	TAIL LAMP MODULE, LEFTHAND	GF 0 C
E27R	TAIL LAMP MODULE, RIGHTHAND	GF 2 C
E30L	LH HEADLAMP	GD 0 D
E30R	RH HEADLAMP	GD 0 D
E38_08	LAMP, INDICATOR, IWDL	BD 1 B
E38_12	LAMP INDICATOR, PTO	BK 3 B
E38_12	LAMP INDICATOR, PTO	BL 3 A
E38_12B	LAMP INDICATOR, PUMP ON PTO #2 OIL LEVEL	BN 1 C
E52L	Lamp, Roof, left	GE 3 C
E52R	Lamp, Roof, right	GE 4 C
E57	LAMP, POWER INDICATOR	GA 4 D
E120C	Lamp, identification light, roof, centre	GE 4 C
E120L	Lamp, identification light, roof, left	GE 4 C
E120R	Lamp, identification light, roof, right	GE 5 C
F13	FUSE ABS BATT	AA 3 A
F13	FUSE ABS BATT	EA 3 A
F13	FUSE ABS BATT	ED 3 A
F14	FUSE, OPEN	AA 3 A
F14	FUSE, OPEN	CD 2 A
F16	FUSE, VECU (EMS)	AB 1 C
F16	FUSE, VECU (EMS)	BA 0 A
F17	FUSE, CONTROL/SW INPUTS	AB 1 C
F17	FUSE, CONTROL/SW INPUTS	BA 1 A
F19	FUSE INST. CLUSTER	AA 3 A
F19	FUSE INST. CLUSTER	BE 0 A
F25	FUSE, HVAC CAB	AB 4 C
F28		AC 3 B
F31	FUSE TRANS SPARE	AB 2 C
F31	FUSE TRANS SPARE	DD 3 A
F31	FUSE TRANS SPARE	DE 3 A
F38	FUSE ENGINE CONTROL UNIT	AA 1 D
F38	FUSE ENGINE CONTROL UNIT	CA 0 A
F41	FUSE, ENG. ACC.	AA 1 D
F41	FUSE, ENG. ACC.	CG 0 A
F43	F43 FUSE, ENG COMP #2	AA 2 D
F43	F43 FUSE, ENG COMP #2	CA 0 B
F49	FUSE, ABS	AA 0 D
F49	FUSE, ABS	EA 3 A

REFERENCES

REF	DESCRIPTION	PAGE
F49	FUSE, ABS	ED 3 A
F54	FUSE, RP 1226	AB 2 B
F56	FUSE TELMA	AA 2 D
F56	FUSE TELMA	BP 1 A
F56	FUSE TELMA	NA 3 A
F60	FUSE, ENG COMP #1	AB 3 B
F60	FUSE, ENG COMP #1	CA 0 A
F60	FUSE, ENG COMP #1	CE 3 A
F62	FUSE, EAT BATT.	AB 3 B
F62	FUSE, EAT BATT.	CD 3 A
F63	FUSE, INSTR CLUSTER (EMS)	AB 2 C
F63	FUSE, INSTR CLUSTER (EMS)	BE 0 A
F64	FUSE, DPF, IGN	AB 2 C
F64	FUSE, DPF, IGN	CA 4 A
F65	TGW2	AB 2 C
F68	FUSE M-DRIVE TECU	DE 2 C
F69	FUSE, EAT EMS	AB 3 C
F69	FUSE, EAT EMS	CF 0 A
F70	FUSE M-DRIVE GSECU	DE 3 C
F71	FUSE, TRANS (BATT)	AB 4 B
F71	FUSE, TRANS (BATT)	DD 0 A
F71	FUSE, TRANS (BATT)	DE 3 A
F80	FUSE CUMMINS ECU	CE 1 B
F81	FUSE, METHANE DETECTOR	CK 4 C
F82	TGW	BI 0 C
F83	TGW	BI 2 B
F84	TGW	BI 0 A
F88	TMC 1226	BY 1 D
FB90	TMC 1226	BY 2 C
FC_TGW:A		BI 2 B
FC_TGW:B		BI 2 C
FC_TGW:C		BI 2 B
FC_TGW:D		BI 2 C
FC_TGW:E		BI 3 B
FC_TGW:F		BI 3 C
FCALT:A		BP 0 C
FCBL:A		GF 2 A
FCBL:B		GF 0 B
FCBL:C		BQ 3 D
FCBL:C		GF 1 B
FCBL:D		BQ 3 D
FCBL:D		GF 1 B
FCBL:E		AD 3 D
FCCE:1		FB 3 D
FCCE:2		FB 2 D
FCCE:4		FB 1 D
FCCE:5		FB 1 D
FCCE:6		FB 1 D
FCCE:7		GF 2 B
FCCE:11		GF 1 E

REF	DESCRIPTION	PAGE
FCCE:12		FB 1 D
FCCE:14		GF 1 E
FCCE:15		EA 0 D
FCCE:15		ED 0 B
FCCE:16		EA 0 D
FCCE:16		EA 1 D
FCCE:16		ED 0 B
FCCE:17		ED 0 B
FCCE:18		EA 1 E
FCCE:18		ED 0 B
FCCE:19		EA 1 D
FCCE:19		ED 0 B
FCCE:20		EA 1 D
FCCE:20		ED 1 B
FCCE:21		EA 1 D
FCCE:21		ED 1 B
FCCE:22		EA 1 D
FCCE:22		ED 0 B
FCCE:23		EA 1 E
FCCE:23		ED 0 B
FCCE:24		EA 1 D
FCCE:24		ED 1 B
FCCE:25		EA 1 D
FCCE:25		ED 1 B
FCCE:26		EA 1 D
FCCE:26		ED 1 B
FCCE:27		FB 1 E
FCCE:28		BF 2 D
FCCE:29		BF 0 C
FCCE:30		BF 0 D
FCCE:31		BG 2 D
FCCE:32		BG 2 C
FCCE:33		GF 1 B
FCCE:34		GF 1 B
FCCE:35		GF 2 B
FCCPBB:1		BQ 0 D
FCCPBB:2		BQ 0 D
FCFH:A		CC 2 C
FCFH:B		CC 2 D
FCHA:A		ED 3 D
FCHA:B		ED 3 D
FCLA:A		FB 0 D
FCLA:B		FB 0 D
FCLA:C		FB 0 E
FCMCR:1		BP 0 D
FCSH:1		CD 0 D
FCSH:2		CD 1 D
FCSH:3		CD 0 D
FCSH:4		CD 1 D
FCSP:B		FB 1 D

REFERENCES

REF	DESCRIPTION	PAGE
FCSP:C		FB 1 D
FCSP:D		FB 2 D
FCSP:E		FB 2 D
FCSP:K		FB 3 D
FCSP:L		FB 1 E
FCSP:N		FB 3 E
FCSP:P		FB 1 D
FCSP:R		FB 2 E
FCSP:S		FB 1 E
FCTR2:1		DF 1 C
FCTR2:2		DF 1 C
FCTR2:3		XC 2 B
FCTR2:4		XC 2 B
FCTR2:5		XC 1 A
FCTR2:6		XC 1 A
FCTR2:12		DF 1 B
FCTR2:14		DF 2 B
FCTR2:18		DE 1 B
FCTR2:19		DE 1 C
FCTR3:1		DF 1 C
FCTR3:2		DF 1 C
FCTR:A		BC 4 C
FCTR:B		BE 2 B
FCTR:C		BF 1 D
FCTR:D		BF 1 D
FCTR:E		BC 4 C
FCTR:F		BB 0 C
FCTR:F		BB 1 C
FCTR:G		BB 0 C
FCTR:G		BB 1 C
FCTR:H		BE 2 B
FCTR:J		FB 3 A
FCTR:K		FB 3 B
FCTR:L		FB 1 B
FCTR:M		FB 1 E
FCUT:2		CH 3 C
FCUT:3		CH 3 D
FCUT:4		CH 3 D
FCUT:5		CF 1 D
FCUT:6		CF 2 C
FCUT:7		CF 2 D
FCUT:8		CF 2 D
FCUT:9		CF 2 D
FCUT:11		CA 3 B
FCUT:12		CF 2 D
FCUT:14		CA 3 C
FCUT:15		CF 1 D
FCUT:16		CF 1 D
FCUT:17		CA 3 D
FCUT:18		CA 3 D

REF	DESCRIPTION	PAGE
FCUT:21		CA 3 C
FCUT:22		CA 3 C
FCUTEXT:2		CH 3 C
FCUTEXT:3		CH 3 D
FCUTEXT:4		CH 3 C
FCUTEXT:5		CF 1 C
FCUTEXT:6		CF 2 C
FCUTEXT:7		CF 2 C
FCUTEXT:8		CF 2 C
FCUTEXT:9		CF 2 C
FCUTEXT:11		CA 2 B
FCUTEXT:12		CF 2 C
FCUTEXT:14		CA 2 C
FCUTEXT:15		CF 1 C
FCUTEXT:16		CF 1 C
FCUTEXT:17		CA 3 E
FCUTEXT:18		CA 3 E
FCUTEXT:21		CA 3 B
FCUTEXT:22		CA 3 B
FM1	FUSE, MAIN GND, PREHEATING	AD 1 B
FM3	FUSE, MAIN PWR, CAB	AC 3 D
FM5	FUSE LNG FUEL SENSOR	CG 0 C
FRC1:A1		CF 0 A
FRC1:A2		BI 0 A
FRC1:A3		CA 4 A
FRC1:A4		BE 0 A
FRC1:A5		DD 3 A
FRC1:A5		DE 3 A
FRC1:A6		BC 1 A
FRC1:A7		BA 1 A
FRC1:A8		BA 0 A
FRC1:A9		KA 1 A
FRC1:A9		NA 4 A
FRC1:A10		FC 1 A
FRC1:A11		BK 0 A
FRC1:A11		BL 0 A
FRC1:A11		BN 0 A
FRC1:A11		GG 0 A
FRC1:A11		NA 0 A
FRC1:A12		NB 0 A
FRC1:A13		GP 0 A
FRC1:A14		GP 2 A
FRC1:A15		GP 4 A
FRC1:A16		FB 2 A
FRC1:B1		AB 3 C
FRC1:B2		AB 3 C
FRC1:B3		AA 0 B
FRC1:B4		AA 0 C
FRC1:C1		DD 0 A
FRC1:C1		DE 3 A

REFERENCES

REF	DESCRIPTION	PAGE
FRC1:C2		KC 3 A
FRC1:C4		CD 3 B
FRC1:C5		NB 2 A
FRC1:C6		CA 0 A
FRC1:C6		CE 3 A
FRC1:C8		GD 1 A
FRC1:C9		KB 2 A
FRC1:C9		XA 1 A
FRC1:C9		XB 2 A
FRC1:C10		KC 2 A
FRC1:C11		AC 0 A
FRC1:C12		GA 1 A
FRC1:C12		GH 3 A
FRC1:C13		GA 3 A
FRC1:C14		GA 2 A
FRC1:C15		GA 0 A
FRC1:C16		GA 1 A
FRC1:E1		NA 2 A
FRC1:E2		IC 0 A
FRC1:E2		ID 0 A
FRC1:E3		BE 0 A
FRC1:E4		FC 1 A
FRC1:E5		CD 2 B
FRC1:E6		EA 3 A
FRC1:E6		ED 3 A
FRC1:E7		BO 1 A
FRC1:E7		NB 0 A
FRC1:E8		GG 0 A
FRC1:E8		GG 3 A
FRC1:E8		NA 0 A
FRC1:E9		GD 0 A
FRC1:E10		GG 1 A
FRC1:E11		GQ 3 B
FRC1:E12		GA 1 A
FRC1:E13		NB 3 A
FRC1:E14		GG 2 A
FRC1:E15		NA 3 A
FRC1:E16		AA 4 B
FRC1:F1		AA 2 C
FRC1:F2		AA 2 C
FRC1:F3		AA 3 C
FRC1:F4		AA 3 C
FRC1:F8		CA 0 B
FRC1:G2		EA 3 A
FRC1:G2		ED 3 A
FRC1:G3		NA 3 A
FRC1:G4		KC 1 A
FRC1:G5		CG 0 A
FRC1:G6		GG 1 A
FRC1:G7		CA 0 A

REF	DESCRIPTION	PAGE
FRC1:G8		CA 0 B
FRC1:G9		NA 1 A
FRC1:G10		BP 1 A
FRC1:G10		NA 3 A
FRC1:G11		IC 3 A
FRC1:G12		BG 4 A
FRC1:G13		NB 2 A
FRC1:G14		FA 2 B
FRC1:G15		BE 3 B
FRC1:G16		BO 0 A
FRC1:G16		NB 1 A
FRC1_P1	STUD, FRC1 POWER	AA 0 A
FRC2:A30		DD 2 B
FRC2:A85		DD 2 B
FRC2:A86		DD 2 B
FRC2:A87		DD 2 B
FRC2:B30		GA 4 B
FRC2:B85		GA 4 B
FRC2:B86		GA 4 B
FRC2:B87		GA 4 B
FRC2:C30		GA 3 B
FRC2:C85		GA 3 B
FRC2:C86		GA 3 B
FRC2:C87		GA 3 B
FRC2:D30		FB 0 A
FRC2:D85		FB 0 A
FRC2:D86		FB 0 B
FRC2:D87A		FB 0 B
FRC2:E30		GG 2 B
FRC2:E85		GG 2 B
FRC2:E86		GG 2 B
FRC2:E87		GG 2 B
FRC2:F30		CA 0 B
FRC2:F85		CA 0 B
FRC2:F86		CA 0 B
FRC2:F87		CA 0 B
FRC2:G30		GA 1 C
FRC2:G85		GA 1 C
FRC2:G86		GA 1 C
FRC2:G87		GA 1 C
FRC2:H30		HA 2 B
FRC2:H85		HA 2 B
FRC2:H86		HA 2 B
FRC2:H87		HA 2 B
FRC2:J30		NB 3 B
FRC2:J85		NB 3 B
FRC2:J86		NB 3 B
FRC2:J87		NB 3 B
FRC2:K30		NB 3 B
FRC2:K85		NB 3 B

0

1

2

3

4

REFERENCES

REF	DESCRIPTION	PAGE
FRC2:K86		NB 3 B
FRC2:K87		NB 3 B
FRC2:L30		DD 3 B
FRC2:L30		KB 2 D
FRC2:L85		DD 3 B
FRC2:L85		KB 2 E
FRC2:L86		DD 3 B
FRC2:L86		KB 2 E
FRC2:L87		DD 3 B
FRC2:L87		KB 2 D
FRC2:M30		DD 4 B
FRC2:M85		DD 4 B
FRC2:M86		DD 4 B
FRC2:M87		DD 4 B
FRC2:M87A		DD 4 B
FRC2:N30		DD 2 B
FRC2:N85		DD 2 B
FRC2:N86		DD 2 B
FRC2:N87A		DD 2 B
FRC2:P30		DD 3 B
FRC2:P85		DD 3 B
FRC2:P86		DD 3 B
FRC2:P87		DD 3 B
FRC2:P87A		DD 3 B
FRC2:R4		CK 0 C
FRC2:R6		CK 0 C
FRC2:S5		CK 0 C
FRC2:S6		CK 0 C
FRC2:S7		CG 0 B
FRC2:S8		CG 0 C
FRC2:T1		KB 2 B
FRC2:T2		KB 2 B
FRC2:T3		BI 0 B
FRC2:T4		BI 0 C
FRC2:T7		CE 1 B
FRC2:T8		CE 1 B
FRC2_P2	STUD, FRC1 POWER #2	AA 0 A
FRC3:A30		GD 0 C
FRC3:A85		GD 0 C
FRC3:A86		GD 0 B
FRC3:A87		GD 0 B
FRC3:A87A		GD 0 B
FRC3:B30		GD 1 C
FRC3:B85		GD 0 C
FRC3:B86		GD 0 B
FRC3:B87		GD 1 B
FRC3:B87A		GD 1 B
FRC3:C30		GA 1 A
FRC3:C85		GA 1 A
FRC3:C86		GA 1 B

REF	DESCRIPTION	PAGE
FRC3:C87A		GA 1 B
FRC3:D30		KC 2 B
FRC3:D85		KC 2 B
FRC3:D86		KC 2 B
FRC3:D87		KC 2 B
FRC3:D87A		KC 2 B
FRC3:E30		AC 1 C
FRC3:E85		AC 1 C
FRC3:E86		AC 1 D
FRC3:E87		AC 1 D
FRC3:F30		AA 2 B
FRC3:F85		AA 1 B
FRC3:F86		AA 1 B
FRC3:F87		AA 2 B
FRC3:G30		GG 1 B
FRC3:G85		GG 1 B
FRC3:G86		GG 1 B
FRC3:G87		GG 1 B
FRC3:H30		GP 2 B
FRC3:H85		GP 2 B
FRC3:H86		GP 2 C
FRC3:H87		GP 2 C
FRC3:H87A		GP 2 C
FRC3:J30		GP 2 B
FRC3:J85		GP 1 B
FRC3:J86		GP 1 C
FRC3:J87		GP 2 C
FRC3:J87A		GP 2 C
FRC3:K30		GP 3 B
FRC3:K85		GP 3 B
FRC3:K86		GP 3 C
FRC3:K87		GP 3 C
FRC3:K87A		GP 3 C
FRC3:L30		GP 4 B
FRC3:L85		GP 3 B
FRC3:L86		GP 3 C
FRC3:L87		GP 4 C
FRC3:L87A		GP 4 C
FRC3:M30		GQ 3 D
FRC3:M85		GQ 3 D
FRC3:M86		GQ 3 C
FRC3:M87		GQ 3 C
FRC3:M87A		GQ 3 C
FRC3:N30		FC 1 B
FRC3:N85		FC 1 B
FRC3:N86		FC 1 B
FRC3:N87		FC 1 B
FRC3:P30		FC 2 B
FRC3:P85		FC 2 B
FRC3:P86		FC 2 B

VOLVO Group Trucks Technology

Document title
WIRING DIAGRAM, TYPE-OM - OBD ENGINE

Document type
PRODUCT SCHEMATIC

Document No

23994904

Issue

03

Volume

2 (2)

Page

24 (41)

0

1

2

3

4

REFERENCES

REF	DESCRIPTION	PAGE
FRC3:P87		FC 2 B
FRC3:R1		CK 0 B
FRC3:R1		DE 3 B
FRC3:R3		CK 0 B
FRC3:R3		DE 3 B
FRC3:R4		BE 4 B
FRC3:R6		BE 3 B
FRC3:S1		CK 0 B
FRC3:S1		DE 3 B
FRC3:S3		CK 0 B
FRC3:S3		DE 3 B
FRC3:S4		BE 3 B
FRC3:S6		BE 4 B
FRC3:T1		CK 4 B
FRC3:T2		CK 4 C
FRC3:T3		DE 2 C
FRC3:T4		DE 2 C
FRC3:T5		DE 3 C
FRC3:T6		DE 3 C
G01	BATTERY	AC 3 C
G01	BATTERY	AD 1 B
G01	BATTERY	BQ 0 A
G01	BATTERY	CF 0 B
G01	BATTERY	NB 1 B
G01_A1		AC 3 B
G01_A2:A		CF 0 A
G01_A3		AC 3 B
G01_A4		AC 3 C
G01_A5		AC 3 B
G01_B1		AD 1 B
G01_B2		AD 1 B
G02	ALTERNATOR	AC 4 A
G02	ALTERNATOR	AD 1 D
G02	ALTERNATOR	BP 0 B
G02_R	ALTERNATOR R TERMINAL	BP 0 C
H02_1_114	Horn	GQ 3 D
H03	REVERSE WARNER, ACOUSTIC	GF 2 B
H16	METHANE FUME DETECTOR	CK 1 B
H17	METHANE DETECTION STATUS	CK 3 B
HN_REM:A		GQ 3 C
HOOKUP_LP:A		NA 2 B
HOOKUP_LP:B		NA 2 B
ILLUM_OPT2:A		KA 1 A
ILLUM_OPT2:B		KA 1 C
ILLUM_OPT3:A		KA 1 A
ILLUM_OPT3:B		KA 1 C
ILLUM_OPT4:A		BR 2 D
ILLUM_OPT4:B		BR 2 C
ILLUM_OPT5:A		BR 2 D
ILLUM_OPT5:B		BR 2 C

REF	DESCRIPTION	PAGE
ILLUM_OPT6:A		FD 1 B
ILLUM_OPT6:B		FD 1 C
ILLUM_OPT7:A		FD 1 B
ILLUM_OPT7:B		FD 1 C
ILLUM_OPT:A		NA 2 B
ILLUM_OPT:B		NA 2 B
IMS:A		AC 1 D
INLFUS3		ID 2 A
LHCS:A		CD 2 B
LHCS:B		BG 0 B
LHCS:C		CD 4 B
LHCS:D		CE 1 D
LHCS:E		CD 3 C
LHCS:F		CD 2 B
LHCS:G		CD 2 C
LHCS:H		CD 2 B
LHCS:J		BG 2 B
LHCS:K		CD 4 B
LHCS:L		CE 2 D
LHCS:M		CD 2 C
LHCS:N		CE 1 D
LHCS:P		CD 3 C
LHSM:1		GD 2 B
LHSM:2		GD 3 B
LHSM:3		GD 3 C
LHSMLED:A		GD 1 D
LHSMLED:B		GD 1 D
LHSMLED:C		GD 1 D
LHSP:A		CD 2 B
LHSP:B		CD 3 C
LSTSLED_A:A		GD 2 D
LSTSLED_B:A		GD 2 E
M01L	MOTOR WINDSHIELD WIPER LH	GP 3 C
M01R	MOTOR WINDSHIELD WIPER RH	GP 2 C
M02	MOTOR WS. WASHER PUMP	GP 0 C
M110LH	MIRROR, LH, HEATED	ID 0 D
M110LHL_MATE	MIRROR, LH, HEATED, LIGHTED	IC 2 D
M110LHM	MIRROR, LH, HEATED, MOTORIZED	IC 0 D
M110RHL_MATE	MIRROR, RH, HEATED, LIGHTED	IC 3 D
M110RHM	MIRROR, RH, HEATED, MOTORIZED	IC 1 D
M110RHM	MIRROR, RH, HEATED, MOTORIZED	ID 1 D
M120A	MOTOR, AUX. COOLING FAN #1	CD 0 E
M120B	MOTOR, AUX. COOLING FAN #2	CD 1 E
M121A	MOTOR AUX COOLING FAN #1	CD 2 D
M121B	MOTOR AUX COOLING FAN #2	CD 3 D
MC_DUAL_PTO:A		BK 2 A
MC_DUAL_PTO:B		FB 2 B
MC_DUAL_PTO:C		BC 4 B
MC_DUAL_PTO:D		BC 4 B
MC_DUAL_PTO_JMP	PLUG, JUMPER WIRE	BC 0 A

REFERENCES

REF	DESCRIPTION	PAGE
MC_SOL_SW:A		BD 2 B
MC_SOL_SW:B		BD 2 B
MC_SOL_SW:C		BD 1 B
MC_SOL_SW:D		BD 1 C
MC_SOL_SW:E		BD 1 C
MC_SOL_SW:F		BD 2 C
MC_SOL_SW:G		BD 2 C
MC_SOL_SW:H		FB 3 B
MC_SOL_SW:J		FB 2 B
MC_SOL_SW:K		FB 3 C
MC_SOL_SW:L		FB 0 B
MC_SOL_SW:M		FB 2 C
MC_SOL_SW:N		FB 0 C
MC_SOL_SW:P		FB 0 C
MC_SOL_SW:R		FB 1 C
MC_SOL_SW:S		FB 2 B
MCAATS:A		BF 2 C
MCAATS:B		BF 2 C
MCAF2:A		CD 0 C
MCAF:A		CD 0 C
MCAF:B		CD 1 C
MCAS2:A		BP 2 B
MCAS2:B		BP 1 C
MCAS:A		BA 2 D
MCAS:B		BA 2 E
MCAS:C		BF 3 C
MCAS:D		BF 3 C
MCAS:E		BF 3 D
MCAS:F		BF 3 D
MCAS:G		GA 3 B
MCAS:H		GA 3 B
MCAS:J		BB 1 A
MCAS:K		BB 1 B
MCAS:L		BB 2 C
MCAS:M		BB 2 D
MCAT1:1		DC 2 B
MCAT1:2		DC 3 C
MCAT1:3		DC 1 B
MCAT1:4		DC 2 B
MCAT1:5		DC 1 B
MCAT1:6		DC 1 B
MCAT1:7		DC 1 B
MCAT1:8		DC 1 B
MCAT1:9		DC 1 B
MCAT1:10		DC 0 B
MCAT1:11		DC 0 B
MCAT1:12		DC 1 B
MCAT1:13		DC 1 B
MCAT1:14		DC 2 B
MCAT1:15		DC 2 B

REF	DESCRIPTION	PAGE
MCAT1:16		DC 2 C
MCAT1:17		DC 0 B
MCAT1:18		DC 0 B
MCAT1:19		DC 1 B
MCAT1:20		DC 1 B
MCAT1:21		DC 2 B
MCAT1:22		DC 2 B
MCAT1:23		DC 2 B
MCAT1:24		DC 1 B
MCAT1:27		DC 0 B
MCAT1:30		DC 0 B
MCAT1:31		DC 0 B
MCAT1:32		FD 1 C
MCAT1:33		FD 1 C
MCAT:A1		DD 4 D
MCAT:A2		DD 3 C
MCAT:A3		DD 3 C
MCAT:A4		BH 2 B
MCAT:A5		DD 1 C
MCAT:A6		BH 1 C
MCAT:A7		BH 1 C
MCAT:A8		DD 0 B
MCAT:A9		DD 2 B
MCAT:A10		BH 1 C
MCAT:A11		BP 3 D
MCAT:A13		XC 3 B
MCAT:A15		XC 3 D
MCAT:B1		DD 4 D
MCAT:B2		DD 4 C
MCAT:B3		DD 1 B
MCAT:B4		BH 2 B
MCAT:B5		DD 3 C
MCAT:B6		BH 1 C
MCAT:B7		BH 2 C
MCAT:B8		DD 0 B
MCAT:B9		DD 0 D
MCAT:B13		XC 3 B
MCAT:B15		XC 3 D
MCATSCNG:A		CE 2 D
MCATSCNG:B		CE 2 D
MCBB:A		BP 1 B
MCBB:B		BP 3 D
MCDLR:A		NA 3 B
MCDO:A		BR 2 C
MCFC:1		BQ 0 C
MCFC:2		BQ 0 C
MCFC:3		CA 0 C
MCFC:4		GA 3 D
MCFC:5		CA 0 C
MCFC:6		EA 3 E

0

1

2

3

4

REFERENCES

REF	DESCRIPTION	PAGE
MCFC:6		ED 3 C
MCFC:7		EA 3 E
MCFC:7		ED 2 C
MCFC:8		CA 0 C
MCFC:9		DC 0 B
MCFC:10		DC 0 B
MCFC:11		DC 0 B
MCFC:12		DC 0 B
MCFC:13		DC 0 B
MCFC:14		DC 0 B
MCFC:15		DC 3 C
MCFC:16		FB 0 C
MCFC:17		FB 0 D
MCFC:18		XD 1 C
MCFC:19		XD 1 B
MCFC:20		BD 2 E
MCFC:21		DC 0 B
MCFC:21		DF 1 B
MCFC:22		DC 1 B
MCFC:22		DF 1 B
MCFC:23		DC 1 B
MCFC:24		DC 1 B
MCFC:24		ED 3 C
MCFC:25		DC 1 B
MCFC:26		DC 1 B
MCFC:27		DC 2 C
MCFC:28		BG 1 C
MCFC:29		BG 1 D
MCFC:30		FB 1 C
MCFC:31		CG 0 C
MCFC:32		CG 1 C
MCFC:33		DC 1 B
MCFC:34		DC 1 B
MCFC:35		DC 1 B
MCFC:36		DC 1 B
MCFC:37		DC 1 B
MCFC:38		DC 1 B
MCFC:39		FD 2 C
MCFC:40		AC 1 C
MCFC:41		BC 4 D
MCFC:41		XC 2 B
MCFC:42		BC 4 D
MCFC:42		XC 2 B
MCFC:43		BF 0 C
MCFC:44		FB 1 B
MCFC:45		DC 2 B
MCFC:46		DC 2 B
MCFC:47		DC 2 B
MCFC:48		DC 2 B
MCFC:49		DC 2 B

REF	DESCRIPTION	PAGE
MCFC:50		DC 2 B
MCFC:51		FD 2 C
MCFC:52		BG 0 B
MCFC:53		BG 4 B
MCFC:54		FB 3 B
MCFC:55		BB 1 C
MCFC:55		BC 4 D
MCFC:56		XE 2 C
MCFC:57		DC 2 B
MCFC:58		DE 1 B
MCFC:59		BE 2 B
MCFC:60		XE 2 C
MCFC:61		BC 4 E
MCFC:62		FB 2 C
MCFC:63		XA 2 D
MCFC:63		XB 3 D
MCFC:64		XA 2 D
MCFC:64		XB 3 D
MCFC:65		EA 1 D
MCFC:65		ED 1 B
MCFC:66		EA 1 D
MCFC:66		ED 1 B
MCFC:67		EA 1 D
MCFC:67		ED 0 B
MCFC:68		EA 1 B
MCFC:68		ED 1 C
MCFC:69		EA 0 B
MCFC:69		ED 0 C
MCFC:70		EA 1 D
MCFC:70		ED 0 B
MCFC:71		EA 0 D
MCFC:71		ED 0 B
MCFC:72		EA 0 D
MCFC:72		ED 0 B
MCFC:73		EA 1 D
MCFC:73		ED 0 B
MCFC:74		EA 1 D
MCFC:74		ED 1 B
MCFC:75		EA 1 B
MCFC:75		ED 0 C
MCFC:76		EA 1 B
MCFC:76		ED 0 C
MCFC:77		EA 1 D
MCFC:77		ED 1 B
MCFC:78		EA 0 D
MCFC:78		ED 0 B
MCFC:79		EA 1 B
MCFC:79		ED 0 C
MCFC:80		EA 1 B
MCFC:80		ED 0 C

VOLVO Group Trucks Technology

Document title
WIRING DIAGRAM, TYPE-OM - OBD ENGINE

Document type
PRODUCT SCHEMATIC

Document No

23994904

Issue

03

Volume

2 (2)

Page

27 (41)

0

1

2

3

4

0

1

2

3

4

REFERENCES

REF	DESCRIPTION	PAGE
MCFC:81		EA 1 B
MCFC:81		ED 1 C
MCFC:82		EA 0 B
MCFC:82		ED 0 C
MCFC:83		EA 0 B
MCFC:83		ED 0 C
MCFC:84		EA 0 D
MCFC:84		ED 0 B
MCFC:85		EA 1 B
MCFC:85		ED 1 C
MCFC:86		EA 1 D
MCFC:86		ED 1 B
MCFC:87		BB 1 C
MCFC:88		BB 0 C
MCFC:89		EA 2 D
MCFC:89		ED 3 C
MCFC:90		EA 2 D
MCFC:90		ED 3 C
MCFC:91		EA 3 D
MCFC:91		ED 3 C
MCFC:92		EA 3 D
MCFC:92		ED 3 C
MCFC:93		EA 2 D
MCFC:93		ED 2 C
MCFC:94		EA 2 D
MCFC:94		ED 2 C
MCFC:95		EA 3 D
MCFC:95		ED 2 C
MCFC:96		EA 3 D
MCFC:96		ED 2 C
MCFC:98		GA 0 D
MCFC:99		AC 1 D
MCFC:100		BB 1 C
MCFC:100		CE 2 D
MCFC:101		BC 4 C
MCFC:102		CE 2 D
MCFC:103		FB 1 C
MCFC:104		BF 1 C
MCFC:105		GF 2 A
MCFC:106		GF 1 A
MCFC:107		BF 0 C
MCFC:108		BF 0 C
MCFC:109		BF 0 C
MCFC:110		CE 1 B
MCFC:110		CF 0 B
MCFC:111		DE 1 D
MCFC:112		BC 4 B
MCFC:113		BD 2 B
MCFC:114		FB 3 D
MCFC:115		CG 0 B

REF	DESCRIPTION	PAGE
MCFC:116		CE 3 B
MCFC:117		BE 3 B
MCFC:118		BD 2 C
MCFC:119		FB 3 C
MCFC:120		BK 1 A
MCFC:121		CD 0 D
MCFC:121		CD 2 B
MCFC:122		CD 1 D
MCFC:122		CD 3 B
MCFC:123		NB 0 C
MCFC:124		HA 2 D
MCFC:125		CC 2 C
MCFC:126		NB 3 C
MCFC:127		FA 2 B
MCFC:128		NB 1 C
MCFG:A		CG 1 B
MCFG:B		CG 1 B
MCFG:C		CG 1 B
MCFG:D		CG 1 A
MCHVAC:A		AB 4 C
MCHVAC:B		AB 4 D
MCMSO:A		IC 0 B
MCMSO:A		ID 1 A
MCMSO:B		IC 0 C
MCMSO:B		ID 2 E
MCMSO:C		IC 0 C
MCMSO:C		ID 3 E
MCMSO:F		IC 1 C
MCMSO:F		ID 4 E
MCMSO:G		IC 1 C
MCMSO:G		ID 3 E
MCMSO:H		IC 1 C
MCMSO:H		ID 3 E
MCPM:1		IC 3 C
MCPM:1		IC 3 B
MCPM:2		IC 3 D
MCPM:3		IC 2 D
MCPM:4		IC 1 D
MCPM:4		ID 0 C
MCPM:5		IC 0 D
MCPM:6		IC 0 D
MCPM:7		IC 1 D
MCPM:7		ID 1 C
MCPM:8		IC 1 D
MCPM:8		ID 1 C
MCR08-2:1		BI 3 C
MCR08-2:2		BI 3 C
MCR08:1		BI 3 C
MCR08:2		BI 4 C
MCRF1:A		KB 1 D

VOLVO Group Trucks Technology

Document title
WIRING DIAGRAM, TYPE-OM - OBD ENGINE

Document type
PRODUCT SCHEMATIC

Document No

23994904

Issue

03

Volume

2 (2)

Page

28 (41)

0

1

2

3

4

0

1

2

3

4

REFERENCES

REF	DESCRIPTION	PAGE
MCRF1:B		KB 1 B
MCRF1:C		GH 0 D
MCRF1:D		GA 0 D
MCRF1:E		KB 1 C
MCRF1:F		KB 2 C
MCRF1:G		GA 3 D
MCRF1:H		GD 4 C
MCRF2:A		GD 3 B
MCRF2:B		GD 4 B
MCRF2:C		KC 2 C
MCRF2:D		KC 2 C
MCRF2:E		GH 3 B
MCRF2:F		GH 1 B
MCRF3:A		KA 1 C
MCRF3:B		KA 1 C
MCRF3:C		KA 1 C
MCRF4:A		KB 2 C
MCRF4:B		CK 1 B
MCRFC:A		BY 2 B
MCRFC:B		BY 2 B
MCRFC:C		BY 2 B
MCRFC:D		BY 2 C
MCRFC:E		BY 1 D
MCRFC:F		BY 2 D
MCRFC:G		BY 2 D
MCRFC:H		BY 2 D
MCRFC:J		BY 2 D
MCRFC:K		BY 3 D
MCRJ:A1		GE 1 B
MCRJ:A2		GE 2 B
MCRJ:A3		GE 2 B
MCRJ:A4		GE 2 B
MCRJ:A5		GE 2 B
MCRJ:A6		GE 2 C
MCRJ:A7		GE 2 C
MCRJ:A8		GE 2 C
MCRJ:B1		GE 2 C
MCTL1:A		GF 2 B
MCTL1:B		GF 1 B
MCTL1:C		GF 1 B
MCTL1:D		GF 2 B
MCTL1:E		GF 1 D
MCTL:A		GF 2 B
MCTL:B		GF 1 C
MCTL:C		GF 1 C
MCTL:D		GF 2 B
MCTL:E		GF 1 D
MCTR_V:A		DE 2 D
MCTR_V:B		DE 2 D
MCTR_V:C		DE 3 D

REF	DESCRIPTION	PAGE
MCTR_V:D		DE 3 D
MCTR_V:E		DE 3 D
MCTR_V:F		DF 3 B
MCTR_V:G		DF 3 B
MCTR_V:H		DF 3 B
MCTR_V:K		DF 4 B
MCTR_V:L		DE 2 D
MCTR_V:M		DE 2 D
MDMC:1		CK 4 C
MDMC:2		CK 2 D
MDMC:3		CK 1 C
MDMC:4		CK 1 C
MSTC-1_284	GXL_0.8_2	CA 2 C
MSTC-1_389	RADXL_0.8_2	CE 0 D
MSTC-1_2646	RADXL_0.8_2	XB 1 E
MSTC-2_33	RADXL_0.8_2	CE 2 C
MSTC-2_33	RADXL_0.8_2	XE 1 C
MSTC-2_284	GXL_0.8_2	XA 2 E
MSTC-2_425	RADXL_0.8_2	XB 3 E
MSTC-3_284	GXL_0.8_2	XA 3 E
MSTC-3_2646	RADXL_0.8_2	XB 2 E
MSTC-4_33	RADXL_0.8_2	XE 1 C
MSTC-4_284	GXL_0.8_2	XA 2 E
MSTC-4_2646	RADXL_0.8_2	XB 2 E
MSTC-5_33	RADXL_0.8_2	XE 1 C
MSTC-6_94	RADXL_0.8_2	CD 3 B
MSTC-7_94	RADXL_0.8_2	CD 4 B
MSTC-7_3477	GXL_0.8_2	CF 3 B
MSTC-8_94	RADXL_0.8_2	CD 2 B
MSTC-8_3477	GXL_0.8_2	XA 2 E
MSTC-9_94	RADXL_0.8_2	CD 4 B
MSTC-13_3477	GXL_0.8_2	CA 0 C
MSTC-14_3477	GXL_0.8_2	CA 3 B
MSTC-15_3477	GXL_0.8_2	CA 3 B
MSTC-16_3477	GXL_0.8_2	CA 0 D
MSTC-17_3477	GXL_0.8_2	CA 3 C
MSTC-18_3477	GXL_0.8_2	CA 3 C
MSTC-19_3477	GXL_0.8_2	CA 3 C
MSTC-20_3477	GXL_0.8_2	CA 3 D
MSTC-21_3477	GXL_0.8_2	CA 3 D
OBD	OBD	XA 1 D
OBD	OBD	XC 2 E
OBD	OBD	XD 2 D
PB_START:A		AC 1 B
PB_START:B		AC 1 B
PBSTART:A		AC 1 B
PBSTART:B		AC 1 B
PBSTART:B		AC 1 B
PMP_DRV:1		BN 1 C
PMP_DRV:2		BN 1 B

0

1

2

3

4

REFERENCES

REF	DESCRIPTION	PAGE
PMP_DRV:3		BN 1 C
PMP_DRV:4		BN 1 C
PMP_DRV:5		BN 1 B
PMP_DRV:6		BN 2 C
PMP_DRV:7		BN 2 C
PMP_DRV:8		BN 2 B
PMP_DRV:9		BN 2 C
PPCO:A		FD 1 B
PPCO:B		FD 1 C
PPCO:C		FD 1 C
PTO_DCL_A:A		BK 3 A
PTO_DCL_A:A		BL 2 A
PTO_DCL_A:A		BN 2 B
PTO_DCL_A:C		BK 3 A
PTO_DCL_A:C		BL 2 A
PTO_DCL_A:C		BN 2 C
PTO_DCL_A:D		BK 2 C
PTO_DCL_A:D		BL 2 B
PTO_DCL_A:D		BN 4 A
PTO_DCL_A:E		BK 3 B
PTO_DCL_A:E		BL 2 B
PTO_DCL_A:E		BN 2 C
PTO_DCL_A:F		BN 4 C
PTO_DCL_A:G		BK 4 D
PTO_DCL_A:G		BL 3 D
PTO_DCL_A:G		BN 4 D
PTO_DCL_A:H		BK 4 C
PTO_DCL_A:H		BL 3 E
PTO_DCL_A:H		BN 4 D
PTO_DCL_B:J		BK 3 A
PTO_DCL_B:N		BK 4 C
PTO_DCL_B:N		BN 4 D
PTO_DCL_B:P		BK 4 C
PTO_DCL_B:P		BL 3 E
PTO_DCL_B:P		BN 1 C
PTO_DCL_B:R		BK 4 C
PTO_DCL_B:R		BN 4 D
PTO_EHT:A		BC 1 A
PTO_EHT:A		BC 1 A
PTO_EHT:B		BC 4 C
R01	HEATER, ENGINE PREHEAT	AD 0 D
R01A	RESISTOR 110V ENGINE HEATER	CC 3 C
R04	CIGAR LIGHTER	KC 3 C
R05	AIR DRYER, HEATED	FA 2 C
R05_A	AIR DRYER	FA 0 C
R08	RESISTOR, TERMINATION J1939 CAN	XA 2 A
R08	RESISTOR, TERMINATION J1939 CAN	XB 3 B
R08-2	RESISTOR, TERMINATING DATALINK 2	XC 1 D
R08-2A:1		BI 3 C
R08-2A:2		BI 3 C

REF	DESCRIPTION	PAGE
R08A:1		BI 4 C
R08A:2		BI 4 C
R08B	TERM RESISTOR	BY 3 A
R09	HEATER, FUEL WATER SEPARATOR	CC 2 C
R09_EXT1:A		CC 1 C
R09_EXT1:B		CC 1 C
R09_EXT2:A		CC 1 D
R09_EXT2:B		CC 1 D
R14	Termination resistor	XC 4 C
R18A	HEATER, HEATED DRAIN VALVE, COOLING TANK	FA 2 C
R18B	HEATER, HEATED DRAIN VALVE, WET TANK	FA 1 C
R21A	TERM RESISTOR	XE 2 B
R21B	TERM RESISTOR	XE 1 C
R29	HEATER, NOxCARE TANK TO PUMP HOSE	CH 3 D
R31	HEATER, NOxCARE PUMP TO INJECTOR HOSE	CH 3 D
R34	Termination resistor	XB 1 E
R39A	RESISTOR CUMMINS PULL UP IVS	BC 2 B
R39B	RESISTOR CUMMINS PULL DOWN FUEL LEVEL	BF 0 C
RC1:A1		NA 2 C
RC1:A3		NA 2 D
RC1:A4		GA 3 D
RC1:A6		GA 2 D
RC1:A7		BK 2 B
RC1:A7		BL 1 B
RC1:A7		BN 4 B
RC1:A7		NA 0 C
RC1:A9		BK 2 B
RC1:A9		BL 1 C
RC1:A9		BN 4 B
RC1:A9		NA 0 D
RC1:B1		NA 2 C
RC1:B2		NA 2 D
RC1:B3		NA 2 D
RC1:B4		GA 3 D
RC1:B5		GA 2 D
RC1:B6		GA 2 D
RC1:B7		BK 2 B
RC1:B7		BL 1 B
RC1:B7		BN 4 B
RC1:B7		NA 0 C
RC1:B8		BK 2 B
RC1:B8		BL 1 C
RC1:B8		BN 4 B
RC1:B8		NA 0 D
RC1:B9		BK 2 B
RC1:B9		BL 1 C
RC1:B9		BN 4 B
RC1:B9		NA 0 D
RC1:C1		BK 0 C
RC1:C1		BL 0 C

REFERENCES

REF	DESCRIPTION	PAGE
RC1:C1		BN 1 B
RC1:C1		NA 0 D
RC1:C2		BK 0 C
RC1:C2		BL 0 C
RC1:C2		BN 1 B
RC1:C2		NA 0 D
RC1:C3		BK 0 C
RC1:C3		BL 0 B
RC1:C3		BN 1 B
RC1:C3		NA 0 C
RC1:C4		BK 3 B
RC1:C4		BL 3 D
RC1:C4		BN 3 B
RC1:C4		NA 1 D
RC1:C5		BK 3 B
RC1:C5		BL 3 D
RC1:C5		BN 3 B
RC1:C5		NA 1 D
RC1:C6		BK 3 B
RC1:C6		BL 3 C
RC1:C6		BN 3 B
RC1:C6		NA 1 C
RC1:C7		BK 1 C
RC1:C7		BL 3 C
RC1:C7		BN 0 C
RC1:C7		NA 1 D
RC1:C8		BK 1 C
RC1:C8		BL 3 C
RC1:C8		BN 0 C
RC1:C8		NA 1 D
RC1:C9		BK 1 C
RC1:C9		BL 3 C
RC1:C9		BN 0 C
RC1:C9		NA 1 C
RC1:D1		BK 0 C
RC1:D1		BL 0 C
RC1:D1		BN 1 B
RC1:D1		NA 0 D
RC1:D3		BK 0 C
RC1:D3		BL 0 B
RC1:D3		BN 1 B
RC1:D3		NA 0 C
RC1:D4		BK 3 B
RC1:D4		BL 3 D
RC1:D4		BN 3 B
RC1:D4		NA 1 D
RC1:D6		BK 3 B
RC1:D6		BL 3 C
RC1:D6		BN 3 B
RC1:D6		NA 1 C

REF	DESCRIPTION	PAGE
RC1:D7		BK 1 C
RC1:D7		BL 3 C
RC1:D7		BN 0 C
RC1:D7		NA 1 D
RC1:D9		BK 1 C
RC1:D9		BL 3 C
RC1:D9		BN 0 C
RC1:D9		NA 1 C
RC2:A1		BO 0 D
RC2:A3		BO 0 D
RC2:A4		BO 2 B
RC2:A6		BO 1 C
RC2:B1		BO 0 D
RC2:B3		BO 0 D
RC2:B4		BO 1 B
RC2:B5		BO 2 C
RC2:C1		BN 2 B
RC2:C3		BN 2 B
RC2:D1		BN 2 B
RC2:D3		BN 2 B
RC3:B2		CD 0 B
RC3:B3		CD 0 A
RC3:C2		CD 1 B
RC3:C3		CD 1 A
RC5:A1		ID 2 D
RC5:A3		ID 2 D
RC5:A4		ID 3 D
RC5:A6		ID 3 D
RC5:B1		ID 2 D
RC5:B2		ID 2 D
RC5:B3		ID 2 D
RC5:B4		ID 3 D
RC5:B5		ID 3 D
RC5:B6		ID 3 D
RC5:C1		ID 3 D
RC5:C2		ID 3 D
RC5:C3		ID 2 D
RC5:C4		ID 4 D
RC5:C5		ID 4 D
RC5:C6		ID 4 D
RC5:D1		ID 2 D
RC5:D3		ID 3 D
RC5:D4		ID 4 D
RC5:D6		ID 4 D
RD		AC 3 B
RD		AD 0 A
RFH:A		GH 3 D
RFH:B		GH 0 D
RFH:C		GH 3 C
RFH:D		GH 1 B

VOLVO

Group Trucks Technology

Document title
WIRING DIAGRAM, TYPE-OM - OBD ENGINEDocument type
PRODUCT SCHEMATIC

Document No

23994904

Issue

03

Volume

2 (2)

Page

31 (41)

REFERENCES

REF	DESCRIPTION	PAGE
RFH:E		KB 1 D
RFH:F		KB 1 D
RFH:G		KB 1 D
RFH:H		KB 1 D
RFH:J		KC 2 C
RFH:K		KC 2 C
RHSM:A		GD 4 B
RHSM:B		GD 4 B
RHSM:C		GD 4 C
RHSMLED:A		GD 1 D
RHSMLED:B		GD 1 D
RHSMLED:C		GD 2 D
RLID:A		GE 4 A
RLMR:A		GE 3 B
RLY01	RELAY, EMS #1	AB 3 C
RLY02	RELAY, EMS #2	AA 2 C
RLY03	RELAY, IGN. #1	AA 0 B
RLY04	RELAY, IGN #3	AA 3 C
RLY06	RELAY, EMERGENCY STOP LAMP	GA 3 B
RLY07	RELAY 07, PTO #2	BN 2 B
RLY10B	RELAY, HORN, REMOTE	BO 0 D
RLY11	RELAY, TRAILER TAIL LAMP	GG 1 B
RLY12	RELAY, TRAILER STOP LAMP	GG 2 B
RLY13	RELAY, CAB & TRAILER CLEARANCE LAMP	GA 1 C
RLY14	RELAY, HORN	GQ 3 D
RLY016A	RELAY, WINDSHIELD WIPER RH LOW	GP 1 B
RLY016B	RELAY, WINDSHIELD WIPER RH HIGH	GP 2 B
RLY016C	RELAY WINDSHIELD WIPER LH LOW	GP 3 B
RLY016D	RELAY WINDSHIELD WIPER LH HIGH	GP 3 B
RLY17	RELAY, REVERSE POWER	DD 3 B
RLY17	RELAY, REVERSE POWER	KB 2 E
RLY28	RELAY, CB BINDING POST	KC 2 B
RLY29	RELAY, NEUTRAL POWER	NB 3 B
RLY34	RELAY, PRE-EMS	AA 1 B
RLY35	RELAY, HVAC CAB	HA 2 B
RLY36	RELAY, START CNTL 1	AC 1 C
RLY38	RELAY, LO BEAM LH	GD 0 B
RLY39	RELAY, LO BEAM RH	GD 0 B
RLY45	RELAY PTO ENABLE	DD 4 B
RLY46	RELAY RANGE PTO	DD 3 B
RLY47	RELAY RETARDER	DD 2 B
RLY48	RELAY STOP LAMPS	DD 2 B
RLY52	RELAY, HIGH BEAM	GA 1 B
RLY53	RELAY 53, SPARE 5	NA 2 D
RLY58	RELAY BEACON LAMP PTO	FC 1 B
RLY59	RELAY BEACON LAMP REVERSE	FC 2 B
RLY60	RELAY, PARK BRAKE STOP LAMP	GA 4 B
RLY61	RELAY, LIFT AXLE REVERSE	FB 0 A
RLY61B	RELAY, LIFT AXLE, PUMP ON	BO 1 B
RLY62	RELAY, REVERSE BODY POWER	NB 3 B

REF	DESCRIPTION	PAGE
RLY63	RELAY, POWER INDICATOR	GA 3 D
RLY63_JMP	JUMPER, CLEARANCE LIGHTS	GA 2 E
RLY64	RELAY 64, SPARE 1	BK 2 B
RLY64	RELAY 64, SPARE 1	BL 1 B
RLY64	RELAY 64, SPARE 1	BN 4 B
RLY64	RELAY 64, SPARE 1	NA 0 D
RLY65	RELAY 65, SPARE 2	BK 0 C
RLY65	RELAY 65, SPARE 2	BL 0 B
RLY65	RELAY 65, SPARE 2	BN 1 B
RLY65	RELAY 65, SPARE 2	NA 0 C
RLY66	RELAY 66, SPARE 3	BK 3 B
RLY66	RELAY 66, SPARE 3	BL 3 C
RLY66	RELAY 66, SPARE 3	BN 3 B
RLY66	RELAY 66, SPARE 3	NA 1 D
RLY67	RELAY 67, SPARE 4	BK 1 C
RLY67	RELAY 67, SPARE 4	BL 3 C
RLY67	RELAY 67, SPARE 4	BN 0 C
RLY67	RELAY 67, SPARE 4	NA 1 C
RLY68	RELAY, ENGINE COMP #1	CA 0 B
RLY73	RELAY M-DRIVE POWER	DE 3 B
RLY89	RELAY METHANE DETECTOR	CK 0 B
RLY91	RELAY 91, AUX FAN #1	CD 0 C
RLY92	RELAY 92, AUX FAN #2	CD 1 C
RLY99	RELAY, METHANE DETECT	CK 0 C
RLY100A	RELAY, MOTO MIRROR	ID 2 D
RLY100B	RELAY, MOTO MIRROR	ID 2 D
RLY100C	RELAY, MOTO MIRROR	ID 3 D
RLY100D	RELAY, MOTO MIRROR	ID 4 D
RLY101	RELAY M-DRIVE REVERSE	BE 4 B
RLY_91:1		CD 0 B
RLY_91:2		CD 0 B
RLY_91:4		CD 0 C
RLY_91:5		CD 0 C
RLY_92:1		CD 1 B
RLY_92:2		CD 1 B
RLY_92:4		CD 1 C
RLY_92:5		CD 1 C
RSTSLED_A:A		GD 2 D
RSTSLED_B:A		GD 2 E
S01	SW. MAIN LIGHTING SELECT. TYPE	GA 0 B
S006	SWITCH, SPEED CONTROL	BA 2 B
S07	SWITCH' ENG BRK SELECTOR	BA 2 B
S007	SWITCH, SET/RESUME	BA 1 B
S008	SWITCH, S/D OVERRIDE	BA 3 B
S009	SWITCH WIPER CTRL	GP 0 B
S013	SWITCH, MIRROR DEFROST	IC 3 B
S016	SWITCH, ATC LIMITED SLIP	EA 2 B
S016	SWITCH, ATC LIMITED SLIP	ED 2 B
S017B	SW. FRONT RH DOME LMP	GH 3 D
S018_1	POSITION SWITCH, PTO_1	BC 4 C

REFERENCES

REF	DESCRIPTION	PAGE
S018_2	POSITION SWITCH, PTO_2, R.H.	FB 1 D
S18A	SWITCH, POWER TAKE OFF (PTO #1)	BC 4 B
S18B	SWITCH, POWER TAKE OFF (PTO #2)	FB 1 B
S019	SWITCH, POWER DIVIDER LOCKOUT	FB 4 C
S019A	SWITCH, POWER DIVIDER LOCKOUT	FB 4 C
S020	SWITCH, AIR SUSP.	FB 2 B
S023	SWITCH, NEUTRAL CONTROL	FB 3 C
S024	SW. INTERWHL DIFF. LOCK	BD 2 B
S24C	SWITCH RETARDER	DD 1 B
S28C	SWITCH, PUMP/ DRIVE MODE, PTO #2 PTO #1	BN 1 B
S030	SWITCH, MIRROR CONTROL	IC 1 B
S030	SWITCH, MIRROR CONTROL	ID 0 B
S030A	SWITCH, MIRROR CONTROL	ID 3 A
S036	SWITCH, IGNITION	AC 0 B
S036B	SWITCH, PUSH BUTON START	AC 1 B
S038	SW. PRESSURE SERVICE BRKE.	GA 3 B
S038C	SWITCH, SERVICE BRAKE	BB 2 D
S038G	SWITCH PRESSURE SWITCH BRAKE STATUS	BB 1 A
S039	SWITCH, DIRECTIONAL SIGNAL	GA 2 C
S039	SWITCH, DIRECTIONAL SIGNAL	GQ 0 A
S040P	SW. PRESSURE PRIM. LOW AIR	BF 3 D
S040S	SW. PRESSURE SEC. LOW AIR	BF 3 D
S042	SWITCH, BACK UP	BE 2 A
S43	SW. PRESS. PRKNG BRKE INDICATOR, NC.	BA 2 D
S43D	SW. PRESS PARK BRAKE BODYBUILDER	BP 1 B
S044	SWITCH, CLUTCH	BB 2 C
S045	SW. DRL OVERRIDE	BR 2 D
S047	SWITCH, IWDL FRT ENGAGED	BG 2 D
S047A	SWITCH, IWDL, FRT ENGAGED	BG 3 D
S048	SWITCH, IWDL RR ENGAGED	BG 2 C
S048A	SWITCH, IWDL, RR ENGAGED	BG 3 C
S051A	SWITCH, AUX. LIFT AXLE, PUSHER	FB 0 B
S051B	SWITCH, AUX. LIFT AXLE, TAG	FB 0 C
S63	POSITION SWITCH, LOW/HIGH RANGE GEAR	BN 4 C
S72	SWITCH, WATER IN FUEL	BB 2 A
S90_1	SWITCH, PRESS. NO NEUTRAL	FB 3 A
S108	SWITCH MUNCIE PTO PUMP	FC 1 B
S111	SWITCH, SMART, DPF	CA 4 B
S112	SWITCH, BODY BUILDER PARK BRAKE	BB 0 E
S112_JMP	JUMPER, SWITCH, BODY BUILDER PARK BRAKE	BB 2 E
S112A	SWITCH, BODY BUILDER PARK BRAKE	BK 0 D
S112B	SWITCH, BODY BUILDER PARK BRAKE	BN 1 C
S113	SWITCH, ODOMETER/ HOURMETER TRIP RESET	BE 0 C
S115	SWITCH, REAR VIEW CAMERA	KA 1 B
S116	SWITCH, PRESSURE, N.O., DUAL PTO	FB 1 E
S116A	SWITCH, PRESSURE, N.O. PTO	BL 0 C
S137	SWITCH PARKER PTO	FD 1 B
S169	SWITCH, BATTERY MAIN	AC 3 E
S171A	SWITCH GEAR LEVER I-SHIFT PUSH BUTTON	DF 4 C
S213	Switch, Hill Assist	ED 2 B

REF	DESCRIPTION	PAGE
S320	SWITCH, PRESSURE PARKER PTO	FD 2 C
S493	SWITCH BRAKE AUTO NEUTRAL	BH 2 B
SC-1_761	MKFK_0.35_1	KB 1 B
SHAR:A		BG 0 B
SHAR:B		BG 0 B
SOLV:1		ED 4 B
SOLV:2		ED 4 B
SOLV:3		ED 4 B
SP3B7	S	GF 1 C
SP3B9	S	GF 1 B
SP5E1	S	GF 1 B
SP27B	S*	BN 1 B
SP27B1	S	BL 3 A
SP38A2	S	CA 0 C
SP_BAT1:A		NA 3 B
SP_IGN1:A		BQ 0 D
SP_IGN1:A		NA 3 B
SP_IGN1:B		BQ 0 D
SP_IGN1:B		NA 3 B
SP_IGN2:A		NA 4 B
SP_IGN3:A		NA 1 B
SP_IGN3:B		NA 1 B
SP_RLY1:A		BK 3 A
SP_RLY1:A		BL 3 C
SP_RLY1:A		BN 3 A
SP_RLY1:A		NA 1 C
SP_RLY1:B		BK 3 C
SP_RLY1:B		BL 3 D
SP_RLY1:B		BN 3 C
SP_RLY1:B		NA 1 D
SP_RLY1:C		BK 3 C
SP_RLY1:C		BL 3 D
SP_RLY1:C		BN 3 C
SP_RLY1:C		NA 1 E
SP_RLY1:D		BK 3 C
SP_RLY1:D		BL 3 D
SP_RLY1:D		BN 3 C
SP_RLY1:D		NA 1 D
SP_RLY1:E		BK 3 A
SP_RLY1:E		BL 3 C
SP_RLY1:E		BN 3 A
SP_RLY1:E		NA 1 C
SP_RLY1:F		BK 1 B
SP_RLY1:F		BL 3 C
SP_RLY1:F		BN 0 B
SP_RLY1:F		NA 1 C
SP_RLY1:G		BK 1 D
SP_RLY1:G		BL 3 D
SP_RLY1:G		BN 0 D
SP_RLY1:G		NA 1 D

0

1

2

3

4

REFERENCES

REF	DESCRIPTION	PAGE
SP_RLY1:H		BK 1 D
SP_RLY1:H		BL 3 D
SP_RLY1:H		BN 0 D
SP_RLY1:H		NA 1 E
SP_RLY1:J		BK 1 D
SP_RLY1:J		BL 3 D
SP_RLY1:J		BN 0 D
SP_RLY1:J		NA 1 D
SP_RLY1:K		BK 1 B
SP_RLY1:K		BL 3 C
SP_RLY1:K		BN 0 B
SP_RLY1:K		NA 1 C
SP_RLY2:A		BK 2 B
SP_RLY2:A		BL 1 B
SP_RLY2:A		BN 4 A
SP_RLY2:A		NA 0 C
SP_RLY2:B		BK 2 C
SP_RLY2:B		BL 1 C
SP_RLY2:B		BN 4 C
SP_RLY2:B		NA 0 D
SP_RLY2:C		BK 2 C
SP_RLY2:C		BL 1 C
SP_RLY2:C		BN 4 C
SP_RLY2:C		NA 0 D
SP_RLY2:D		BK 2 C
SP_RLY2:D		BL 1 C
SP_RLY2:D		BN 4 C
SP_RLY2:D		NA 0 D
SP_RLY2:E		BK 2 B
SP_RLY2:E		BL 1 B
SP_RLY2:E		BN 4 A
SP_RLY2:E		NA 0 C
SP_RLY2:F		BK 0 B
SP_RLY2:F		BL 0 B
SP_RLY2:F		BN 1 A
SP_RLY2:F		NA 0 C
SP_RLY2:G		BK 0 D
SP_RLY2:G		BL 0 C
SP_RLY2:G		BN 1 C
SP_RLY2:G		NA 0 D
SP_RLY2:H		BK 0 D
SP_RLY2:H		BL 0 C
SP_RLY2:H		BN 1 C
SP_RLY2:H		NA 0 D
SP_RLY2:J		BK 0 C
SP_RLY2:J		BL 0 C
SP_RLY2:J		BN 1 B
SP_RLY2:J		NA 0 D
SP_RLY2:K		BK 0 B
SP_RLY2:K		BL 0 B

REF	DESCRIPTION	PAGE
SP_RLY2:K		BN 1 A
SP_RLY2:K		NA 0 C
SP_RLY53:A		NA 2 C
SP_RLY53:B		NA 2 C
SP_RLY53:C		NA 2 E
SP_RLY53:D		NA 2 E
SP_RLY53_87A:A		NA 2 E
SPARE_LEADS	SPARE LEADS, BLUNT CUT	BN 0 D
SPBKW		GE 1 D
SPCB1	T	BA 0 D
SPCB7	S	BL 1 A
SPCB7A	S	BK 2 A
SPCB11	T	BA 2 D
SPCB16	T	CD 0 C
SPCB19	T	BB 3 D
SPCBA	T	BC 2 D
SPDL1H1	S	XA 3 E
SPDL1H2	S	XA 2 C
SPDL1H2	S	XB 3 D
SPDL1H2A	S	XA 2 E
SPDL1H3	S	XA 2 C
SPDL1H4	S	XA 2 C
SPDL1H4	S	XB 3 C
SPDL1H5	S	XA 2 B
SPDL1H5	S	XB 3 B
SPDL1H6	S	XA 2 B
SPDL1H6	S	XB 3 B
SPDL1H7	S	XA 2 B
SPDL1H7	S	XB 3 B
SPDL1H8	S	XA 3 A
SPDL1H12	S	XB 3 C
SPDL1H13	S	XB 2 E
SPDL1H14	S	XB 2 E
SPDL1H15	S	XB 1 E
SPDL1HB8	S	XA 3 D
SPDL1HB8	S	XB 3 D
SPDL1HB9	S	BI 3 C
SPDL1L1	S	XA 3 E
SPDL1L2	S	XA 2 C
SPDL1L2	S	XB 3 D
SPDL1L2A	S	XA 2 E
SPDL1L3	S	XA 2 C
SPDL1L4	S	XA 2 C
SPDL1L4	S	XB 3 C
SPDL1L5	S	XA 2 B
SPDL1L5	S	XB 3 C
SPDL1L6	S	XA 2 B
SPDL1L6	S	XB 3 B
SPDL1L7	S	XA 2 B
SPDL1L7	S	XB 3 B

VOLVO Group Trucks Technology

Document title
WIRING DIAGRAM, TYPE-OM - OBD ENGINE

Document type
PRODUCT SCHEMATIC

Document No

23994904

Issue

03

Volume

2 (2)

Page

34 (41)

0

1

2

3

4

REFERENCES

REF	DESCRIPTION	PAGE
SPDL1L8	S	XA 3 A
SPDL1L12	S	XB 3 C
SPDL1L13	S	XB 2 E
SPDL1L14	S	XB 2 E
SPDL1L15	S	XB 1 E
SPDL1LB8	S	XA 3 D
SPDL1LB8	S	XB 3 D
SPDL1LB9	S	BI 4 C
SPDL2H1	S	CF 2 B
SPDL2H2	S	XC 2 D
SPDL2H3	S	XC 3 C
SPDL2H4	S	XC 3 C
SPDL2H5	S	XC 3 D
SPDL2H7	S	XC 2 B
SPDL2HB2A	S	XC 1 B
SPDL2HB6	S	XC 2 D
SPDL2HB7	S	BI 3 C
SPDL2L1	S	CF 2 B
SPDL2L2	S	XC 2 D
SPDL2L3	S	XC 3 C
SPDL2L4	S	XC 3 C
SPDL2L5	S	XC 3 D
SPDL2L7	S	XC 2 C
SPDL2LB2A	S	XC 1 B
SPDL2LB6	S	XC 2 C
SPDL2LB7	S	BI 3 C
SPDL4H	S	XD 1 B
SPDL4L	S	XD 2 B
SPDL5H3	S	BY 2 A
SPDL5H101	S	BY 2 B
SPDL5L3	S	BY 2 B
SPDL5L101	S	BY 2 C
SPDL7H1	S	CA 3 C
SPDL7L1	S	CA 3 C
SPDL10H1	S	XE 1 C
SPDL10H2	S	XE 2 C
SPDL10L1	S	XE 1 C
SPDL10L2	S	XE 2 C
SPECHA1	S	CE 1 D
SPECKA1	S	CE 1 D
SPEMA28A1	S	CH 3 C
SPEMA49A	S	CA 2 B
SPEMA54A1	S	CF 1 C
SPEMA59A1	S	CH 3 D
SPEMA62A1	S	CF 2 D
SPF2A	T	GA 1 A
SPF2C	T	GA 0 C
SPF2C2	S	GD 0 D
SPF3B	T	GA 0 C
SPF3B1	T	GA 0 D

REF	DESCRIPTION	PAGE
SPF3B2		GE 4 B
SPF3F	T	BE 1 A
SPF3F	T	CG 1 A
SPF3F	T	DD 0 B
SPF3F	T	DF 3 A
SPF3F	T	EA 2 A
SPF3F	T	ED 2 A
SPF3F	T	GA 0 B
SPF3F	T	GH 3 A
SPF3F	T	KB 1 A
SPF3F	T	NA 2 A
SPF3F25	S	KB 1 C
SPF3F66	T	BR 2 D
SPF3F69	T	FD 1 B
SPF3H	T	GA 2 B
SPF4C	T	GD 3 B
SPF4D	T	GD 4 B
SPF4D5	T	GD 2 D
SPF5A	T	GA 3 B
SPF5B	T	GA 3 B
SPF5D1	S	GF 2 B
SPF6A	T	GA 1 B
SPF6A	T	GH 3 B
SPF6B	S	GH 1 C
SPF7A	T	AC 0 B
SPF7D	T	AC 1 C
SPF7D9	S	CD 2 B
SPF7G	T	BF 3 C
SPF8A	T	FB 2 B
SPF8B	T	FB 3 D
SPF8F	S	BK 0 D
SPF9B	T	KC 2 C
SPF9D	S	GA 2 D
SPF10A	T	KB 2 B
SPF10A	T	XA 1 B
SPF10A	T	XB 2 B
SPF10C	T	KB 2 B
SPF11A	T	GG 3 B
SPF11A3	T	BY 2 D
SPF15A	T	FC 1 B
SPF15B	T	FC 2 C
SPF16A	T	BA 0 B
SPF17A	T	BA 1 B
SPF17A6	S	BN 4 A
SPF17A10	S	BD 2 B
SPF17A16	S	BR 1 D
SPF17A30	S	BL 2 D
SPF17E	S	BK 2 B
SPF17E1	S	BL 1 B
SPF17E2	T	BP 1 B

REFERENCES

REF	DESCRIPTION	PAGE
SPF17M1	T	BC 1 C
SPF18A	T	BC 2 B
SPF18C1	S	BK 0 B
SPF20A1		ID 3 A
SPF20B		ID 2 B
SPF20BC3		ID 2 C
SPF20C		ID 2 B
SPF20F		ID 4 B
SPF20FG3		ID 4 C
SPF20G		ID 3 B
SPF21A	T	GP 4 B
SPF22A	T	GP 2 B
SPF23A	S	GP 0 B
SPF23C	T	GP 1 A
SPF23D	T	GP 2 B
SPF25A	T	HA 2 B
SPF25B	T	HA 2 C
SPF25D	S	HA 2 D
SPF27A	S	BK 0 B
SPF27A1	S	BL 0 C
SPF27A2	S	BN 0 A
SPF27A3	T	GG 0 B
SPF27A4	T	CG 1 C
SPF27B	S	BK 1 D
SPF27C	S	BN 1 C
SPF27H	S	BN 1 D
SPF29B	T	AA 2 C
SPF31A	T	DD 3 A
SPF34A	T	NB 3 B
SPF34B	T	NB 3 C
SPF34B5	S	BQ 3 C
SPF34C2	S	GF 2 C
SPF34C3	S	GF 2 B
SPF35B	T	GA 1 D
SPF35B1		GE 3 B
SPF35B3	S	IC 3 D
SPF35C	S	GA 3 D
SPF38A	S	CA 0 A
SPF41A2	T	CG 0 B
SPF42A	S	BE 3 B
SPF42B	S	BE 3 C
SPF43A	S	CA 0 C
SPF44A	S	FA 2 C
SPF44A1		FA 0 C
SPF45A	T	NB 2 D
SPF50B1	S	GD 0 D
SPF51B2	S	GD 1 D
SPF55B	S	IC 3 D
SPF55B1	S	IC 1 D
SPF55B1	S	ID 1 C

REF	DESCRIPTION	PAGE
SPF60A	S	CE 3 B
SPF61A	S	BO 0 B
SPF61C	S	BO 0 C
SPF62B	S	CF 0 B
SPF63A	T	BE 0 B
SPF66A	T	KA 1 B
SPF66A	T	NA 4 A
SPF68A	T	DF 1 A
SPF68A1	S	DF 1 B
SPF71A	T	DE 3 B
SPF71B	T	DE 3 C
SPF72B	T	KB 2 A
SPF79A		DE 3 D
SPF80A	S	DF 1 C
SPF81A	T	CK 4 C
SPF81A1	T	CK 3 C
SPF84A	S	BI 0 C
SPF91A	T	CD 0 B
SPF92A	T	CD 1 B
SPFAA	S	CE 3 B
SPHA1	T	BG 1 D
SPHA2	T	BG 1 C
SPHA13	T	BE 1 D
SPHA20	T	BE 1 D
SPHA21	T	BE 1 D
SPHA22	T	BE 1 D
SPHB22	S	BF 1 C
SPHB22A	S	BF 1 D
SPHB22C1	S	BF 2 C
SPHB24	S	BG 2 D
SPHD3+	S	BN 1 C
splice435_94		BC 3 D
SPN110	T	DD 0 C
SPN112	T	DC 3 B
SPN123	T	BH 2 C
SPN124CM	T	DD 2 C
SPN130CM1		BP 1 C
SPN131	S	DC 1 C
SPN145	T	DD 3 C
SPN158	T	DC 2 C
SPN158A	S	DC 2 D
SPN163	T	DD 1 B
SPN163F	S	FD 3 C
SPN163G	S	FD 3 C
SPN165	T	DD 4 C
SPNA19A1	S	DF 2 C
SPR13SA	T	GD 3 B
SPR13SB	T	GD 4 C
SPR135AA	T	GD 4 B
SPURDA	T	AC 2 C

0

1

2

3

4

REFERENCES

REF	DESCRIPTION	PAGE
SPURDB	T	CD 1 A
SPX1A3	S	AD 2 C
SPX1E	T	AD 3 C
SPX1E	T	BA 2 E
SPX1E	T	BB 3 A
SPX1E	T	BC 1 E
SPX1E	T	BD 1 B
SPX1E	T	BE 0 D
SPX1E	T	EA 0 A
SPX1E	T	XA 1 E
SPX1E	T	XB 1 D
SPX1E6	T	AD 3 C
SPX1E6	T	EA 3 B
SPX1E6	T	ED 1 B
SPX1E9	T	EA 2 B
SPX2A	S	AD 3 B
SPX2A	S	NA 2 B
SPX2A1	S	AD 3 A
SPX2A1	S	FB 0 C
SPX2A1	S	FC 1 D
SPX2A1	S	NB 2 D
SPX2A2	S	AD 3 B
SPX2A2	S	CK 2 D
SPX2A2	S	GA 2 D
SPX2A2	S	GD 4 C
SPX2A2	S	GH 0 D
SPX2A2	S	GP 0 E
SPX2A2	S	KA 1 C
SPX2A2	S	KB 2 E
SPX2A2	S	KC 2 D
SPX2A3	S	AD 3 B
SPX2A3	S	GG 0 C
SPX2A3	S	NB 0 D
SPX2A4	S	AD 3 A
SPX2A4	S	GD 2 B
SPX2A4	S	NA 3 B
SPX2A5	T	AD 3 A
SPX2A5	T	BA 3 C
SPX2A5	T	DD 1 C
SPX2A5	T	EA 2 B
SPX2A5	T	ED 2 B
SPX2A33	S	BK 3 D
SPX2A42	T	GD 3 C
SPX2A43	S	GD 2 D
SPX2A48	S	GH 3 C
SPX2A58	S	BN 1 B
SPX2A58	S	BO 0 E
SPX2A60	S	BL 4 B
SPX2A70	T	BR 2 C
SPX2A73	T	CK 2 D

REF	DESCRIPTION	PAGE
SPX2A104	T	FD 1 C
SPX2D	S	AA 2 D
SPX2D	S	AB 4 D
SPX2D	S	AC 1 D
SPX2D	S	AD 3 B
SPX2D	S	BC 1 E
SPX2D	S	BF 0 C
SPX2D	S	BS 1 C
SPX2D	S	CA 0 C
SPX2D	S	CG 1 C
SPX2D	S	DD 2 C
SPX2D	S	GA 1 D
SPX2D	S	GG 2 C
SPX2D	S	HA 1 D
SPX2D	S	NA 1 B
SPX2D	S	NB 4 C
SPX2D16	T	HA 2 D
SPX2D18	S	BK 3 C
SPX2D19	S	BN 1 C
SPX2D21	S	BL 0 E
SPX2M	T	DF 4 B
SPX2N109	S	AD 3 B
SPX2N109	S	DD 0 B
SPX2N109A	T	DD 0 C
SPX2N109B	S	FD 2 D
SPX2N109F	S	FD 3 D
SPX3A	S	AD 3 D
SPX3A	S	HA 3 E
SPX3A1	S	AD 3 D
SPX3A2	S	FB 2 E
SPX3A3	S	GF 1 D
SPX3A3A	S	GF 1 D
SPX3A4	S	AD 3 D
SPX3A4	S	CD 1 E
SPX3A6	S	AD 4 D
SPX3A6	S	CG 0 D
SPX3A6	S	FA 2 D
SPX3B	S	AD 3 C
SPX3B	S	GP 2 E
SPX3C4	S	FA 0 D
SPX3C5	S	FB 0 D
SPX3F	S	AD 3 C
SPX3F	S	CK 1 C
SPX3F	S	GD 0 D
SPX3F	S	IC 2 D
SPX3F1	S	GD 0 D
SPX3F2	S	GD 0 D
SPX3H	S	IC 2 D
SPX3H1	S	IC 1 D
SPX3H1	S	ID 1 C

VOLVO Group Trucks Technology

Document title
WIRING DIAGRAM, TYPE-OM - OBD ENGINE

Document type
PRODUCT SCHEMATIC

Document No

23994904

Issue

03

Volume

2 (2)

Page

37 (41)

0

1

2

3

4

REFERENCES

REF	DESCRIPTION	PAGE
SPX3H1A		ID 3 C
SPX4D	S	AD 1 D
SPX4D1	S	AD 1 D
SPX4D2	S	CF 4 C
SPX4D8	S	CA 2 C
SPX4D12	S	DF 2 C
SPX5A		AD 0 C
SPX88_25	S	BN 3 D
SPX136B4	S	AD 2 D
SPXE11	S	CG 0 D
SPXG9D1	S	CE 3 B
SPXN109J	S	FD 3 D
SVRC:1		ED 4 A
SVRC:2		ED 4 A
SVRC:3		ED 4 A
T30_1_94	J1939	XA 3 D
T30_1_315	J1939	DF 1 C
T30_1_425	J1939	XB 3 C
T30_1_600	J1939	BB 1 C
T30_1_6362	J1939	BB 1 C
T30_2_94	J1939	XA 2 D
T30_2_284	J1939	DF 3 C
T30_2_315	J1939	DF 1 C
T30_2_425	J1939	XB 2 D
T30_2_2245	J1939	XA 2 B
T30_3_94	twisted pair	BI 3 D
T30_3_284	J1939	XA 3 B
T30_3_425	J1939	XB 3 B
T30_3_428	J1939	EA 3 B
T30_3_2245	J1939	XA 2 A
T30_3_6929	J1939	ED 3 C
T30_4_94	twisted pair	BI 3 C
T30_4_284	J1939	XA 4 A
T30_4_425	J1939	XB 3 D
T30_4_428	J1939	ED 3 B
T30_4_2245	J1939	XA 3 B
T30_5	J1939	DE 2 D
T30_5_94	twisted pair	BI 4 C
T30_5_284	J1939	XA 3 A
T30_5_425	J1939	XB 3 D
T30_5_428	J1939	BE 0 C
T30_5_2245	J1939	XA 2 B
T30_6_284	J1939	XA 4 B
T30_6_425	J1939	XB 3 B
T30_6_428	J1939	BB 1 C
T30_6_2245	J1939	XA 2 B
T30_7_284	J1939	XA 3 B
T30_7_425	J1939	XB 3 C
T30_7_428	J1939	XB 3 B
T30_7_2245	J1939	XA 2 C

REF	DESCRIPTION	PAGE
T30_8_425	J1939	XB 3 D
T30_9_425	J1939	XB 3 B
T30_10_2245	J1939	DD 4 D
T30_11_425	J1939	XB 3 B
T30_11_2245	J1939	DD 4 D
T30_12_2245	J1939	XA 2 C
T30_13_425	J1939	XB 3 C
T30_14_425	J1939	XB 2 C
T30_20_94	J1939	XE 2 B
T30_20_2941	twisted pair	BI 1 D
T30_21_94	J1939	XE 2 C
T30_22_94	J1939	XE 2 C
T30_22_2245	J1939	CA 4 B
T30_23_2245	J1939	XA 3 D
T30_27_2245	J1939	BB 1 C
T30_28_2245	J1939	BE 0 C
T30_29_2245	J1939	EA 3 B
T30_30_2245	J1939	EA 3 C
T30_32_2245	J1939	XA 1 C
TC40-1_57		XC 4 D
TC40-1_94		BI 3 C
TC40-1_95	twisted cable	CF 3 B
TC40-1_187		XC 3 B
TC40-1_315		XC 2 B
TC40-1_428	30 TWISTS PER METER	XD 3 D
TC40-1_600	30 TWISTS PER METER	XD 2 D
TC40-1_978		XC 3 D
TC40-1_1352		BI 0 D
TC40-1_2205		EA 0 D
TC40-1_5677		DC 0 C
TC40-1_5794		DC 0 B
TC40-1_5868		EA 2 C
TC40-1_5975		DC 0 D
TC40-2_57		XC 4 C
TC40-2_94		XC 2 E
TC40-2_428		XC 3 E
TC40-2_992		XC 3 D
TC40-2_2205		EA 1 D
TC40-2_2245		BB 2 C
TC40-2_4044		BB 0 C
TC40-2_5677		DC 0 C
TC40-2_5794		DC 0 B
TC40-2_5868		EA 2 C
TC40-3_94		XC 1 D
TC40-3_187		XC 2 B
TC40-3_284	40 TWISTS PER METER	BB 1 C
TC40-3_428		XC 4 B
TC40-3_2205		EA 2 D
TC40-3_2245		BE 0 C
TC40-3_2941		BI 0 D

REFERENCES

REF	DESCRIPTION	PAGE
TC40-3_4044		BB 0 D
TC40-3_5677		DC 0 C
TC40-3_5794		DC 0 B
TC40-4		DE 2 D
TC40-4_57		DD 3 E
TC40-4_187		XC 2 B
TC40-4_284		BB 1 C
TC40-4_2205		EA 2 D
TC40-4_5677		DC 0 B
TC40-4_5794		DC 0 B
TC40-5		DE 2 D
TC40-5_57		DD 2 D
TC40-5_94		XC 2 C
TC40-5_284		BB 1 D
TC40-6_94		XC 3 D
TC40-6_3176		DD 3 D
TC40-6_5677		DC 0 B
TC40-7_94		XC 2 D
TC40-7_284		DF 2 C
TC40-7_2656		DC 0 D
TC40-7_3176		DD 1 E
TC40-8_2656		DC 0 D
TC40-8_4961		DC 0 D
TC40-9_94		XD 1 B
TC40-9_284		XC 1 B
TC40-10_94		XC 3 D
TC40-10_284		XC 1 A
TC40-10_2245		EA 1 B
TC40-11_94		BI 3 D
TC40-11_284		XC 2 B
TC40-11_2245		EA 1 B
TC40-12_94		XC 2 B
TC40-12_2245		EA 1 C
TC40-12_2656		CA 0 D
TC40-13_94		XC 2 D
TC40-13_2245		EA 1 C
TC40-13_2656	twisted cable	CF 2 B
TC40-14_94		XC 3 C
TC40-14_2245		EA 1 B
TC40-15_94		XC 3 C
TC40-15_2245		EA 1 B
TC40-16_94		BI 2 D
TC40-16_2245		EA 2 D
TC40-17_94		BI 3 C
TC40-17_2245		EA 2 D
TC40-18_2245		EA 2 D
TC40-19_2245		EA 1 C
TC40-20_2245		EA 0 C
TC40-21_2245		EA 1 D
TC40-22_2245		EA 0 D

REF	DESCRIPTION	PAGE
TC40-23_2245		EA 0 D
TC40-24_2245		EA 1 D
TC40-25_2245		EA 2 D
TC40-25_6929		ED 1 C
TC40-26_6929		ED 3 D
TC40-27_6929		ED 3 D
TC40-28_6929		ED 0 C
TC40-29_6929		ED 3 C
TC40-30_6929		ED 0 C
TC40-32_6929		ED 1 B
TC40-33_6929		ED 0 D
TC40-34_6929		ED 0 B
TC40-35_6929		ED 2 D
TC40-36_6929		ED 0 D
TC40-37_6929		ED 0 B
TC40-38_2245		GG 0 C
TC40-38_6929		ED 1 B
TC40-39_6929		ED 0 C
TC40-40_6929		ED 2 C
TC40-41_6929		ED 2 D
TLBU:A		GF 2 C
TLBU:B		GF 2 C
TRPTO:A		FD 3 C
TRPTO:B		FD 2 C
TRPTO:C		FD 3 D
V27	DIODE, PTO EHT	BK 2 B
V27	DIODE, PTO EHT	BL 1 B
V27_MATE	DIODE, PTO EHT	BK 2 C
V27_MATE	DIODE, PTO EHT	BL 1 C
V30	DIODE, STOP LAMP	BF 3 D
V35	DIODE, METHANE DETECTION	CK 0 D
V35A	DIODE, MOTO MIRROR	ID 2 C
V35B	DIODE, MOTO MIRROR	ID 3 C
V35C	DIODE, MOTO MIRROR	ID 3 C
V35D	DIODE, MOTO MIRROR	ID 4 C
V36	DIODE, ALLISON REVERSE MUTE	DD 3 C
X0C	SPLICE PACK, ILLUMINATION, SEE DIAGRAM GH BA 2 A	
X0C	SPLICE PACK, ILLUMINATION, SEE DIAGRAM GH BC 4 A	
X0C	SPLICE PACK, ILLUMINATION, SEE DIAGRAM GH BD 2 A	
X0C	SPLICE PACK, ILLUMINATION, SEE DIAGRAM GH CA 4 A	
X0C	SPLICE PACK, ILLUMINATION, SEE DIAGRAM GH FB 4 A	
X0C	SPLICE PACK, ILLUMINATION, SEE DIAGRAM GH FC 1 A	
X0C	SPLICE PACK, ILLUMINATION, SEE DIAGRAM GH GH 3 B	
X0C	SPLICE PACK, ILLUMINATION, SEE DIAGRAM GH GP 1 A	
X0C	SPLICE PACK, ILLUMINATION, SEE DIAGRAM GH HA 2 A	
X0C	SPLICE PACK, ILLUMINATION, SEE DIAGRAM GH IC 4 A	
X0C	SPLICE PACK, ILLUMINATION, SEE DIAGRAM GH NB 0 A	
X1	STUD, CAB GROUND #1	AD 2 C
X1_C1	STUD, CAB GND #1 MAIN	AD 3 C
X1_C4	STUD CAB GND #1 TGW	BI 2 C

REFERENCES

REF	DESCRIPTION	PAGE
X01A	Connector, vehicle diagnostics 16 poles	XB 1 D
X01A	Connector, vehicle diagnostics 16 poles	XC 3 E
X01A	Connector, vehicle diagnostics 16 poles	XD 3 D
X01C	Connector, vehicle diagnostics, ISX	XB 1 D
X01C	Connector, vehicle diagnostics, ISX	XE 2 C
X2	STUD, CAB GROUND #2	AD 2 B
X2_C1	STUD, CAB GND #2 STANDARD	AD 3 B
X2_SP1	SPLICE PACK, GROUND X2A6	AD 4 A
X2_SP1	SPLICE PACK, GROUND X2A6	BC 4 C
X2_SP1	SPLICE PACK, GROUND X2A6	BD 2 C
X2_SP1	SPLICE PACK, GROUND X2A6	BI 0 C
X2_SP1	SPLICE PACK, GROUND X2A6	CA 3 C
X2_SP1	SPLICE PACK, GROUND X2A6	CK 0 D
X2_SP1	SPLICE PACK, GROUND X2A6	FB 4 D
X2_SP1	SPLICE PACK, GROUND X2A6	FC 0 D
X2_SP1	SPLICE PACK, GROUND X2A6	GA 0 C
X2_SP1	SPLICE PACK, GROUND X2A6	HA 2 B
X2_SP1	SPLICE PACK, GROUND X2A6	IC 3 B
X2_SP1	SPLICE PACK, GROUND X2A6	NA 2 B
X4_C1		AD 2 D
X06D_MATE	CONNECTOR, ALLISON BODY BUILDER	BH 0 C
X06D_MATE_BL	CONNECTOR, ALLISON BODYBUILDER, BODYLINK	BP 1 C
X07A	POWER OUTLET #1	KC 1 C
X07B	POWER OUTLET, PANEL	BO 1 C
X10	B+ pass through, Cab	AC 4 D
X10_C1:A		AC 4 D
X11	CONNECTOR, ENGINE MANAGEMENT INTERFACE	CA 0 C
X11A2_389	CONNECTORS CUMMINS ISL G ENGINE INTERFACE	CE 0 C
X21F	BODYLINK TMC RP170 POWERTRAIN	BP 0 D
X21G	BODYLINK TMC RP170 LIGHTING	BQ 3 D
X21H	BODYLINK TMC RP170 POWER	BQ 0 D
X31	TERMINAL, TRAILER FUNCTION, 10 POST	BY 0 C
X31A	JUNCTION BLOCK, 14 POST MAIN	BI 3 A
X31A	JUNCTION BLOCK, 14 POST MAIN	BJ 0 B
X31A	JUNCTION BLOCK, 14 POST MAIN	BK 1 B
X31A	JUNCTION BLOCK, 14 POST MAIN	BL 1 B
X31A	JUNCTION BLOCK, 14 POST MAIN	BN 1 B
X31A	JUNCTION BLOCK, 14 POST MAIN	BQ 2 A
X31A	JUNCTION BLOCK, 14 POST MAIN	BY 0 B
X31A	JUNCTION BLOCK, 14 POST MAIN	GG 1 C
X31A	JUNCTION BLOCK, 14 POST MAIN	NA 1 B
X31A_C1	X31A JUNCTION TERMINAL, POST 2	GG 1 C
X31A_C1_1	X31A JUNCTION, TERMINAL STUD 1	BJ 0 B
X31A_C2	X31A JUNCTION TERMINAL, POST 3	GG 1 C
X31A_C2_1	X31A JUNCTION, TERMINAL STUD 2	BJ 0 C
X31A_C2_1	X31A JUNCTION, TERMINAL STUD 2	BQ 3 B
X31A_C3	X31A JUNCTION TERMINAL, POST4	GG 1 C
X31A_C3_1	X31A JUNCTION, TERMINAL STUD 3	BJ 0 C
X31A_C3_1	X31A JUNCTION, TERMINAL STUD 3	BQ 4 B
X31A_C4	X31A JUNCTION TERMINAL, POST5	GG 1 C

REF	DESCRIPTION	PAGE
X31A_C4_1	X31A JUNCTION, TERMINAL STUD 4	BJ 0 C
X31A_C4_1	X31A JUNCTION, TERMINAL STUD 4	BQ 3 B
X31A_C5	X31A JUNCTION TERMINAL, POST 6	GG 1 C
X31A_C5_1	X31A JUNCTION, TERMINAL STUD 5	BQ 4 B
X31A_C6	X31A JUNCTION TERMINAL, POST 7	GG 1 C
X31A_C6_1	X31A JUNCTION, TERMINAL STUD 6	BJ 0 C
X31A_C6_1	X31A JUNCTION, TERMINAL STUD 6	BQ 3 B
X31A_C7_1	X31A JUNCTION, TERMINAL STUD 7	BQ 2 B
X31A_C7_3	X31A JUNCTION, TERMINAL STUD 7	BI 3 B
X31A_C8_2	X31A JUNCTION, TERMINAL STUD 8	BI 2 B
X31A_C9_2	X31A JUNCTION, TERMINAL STUD 9	BI 2 B
X31A_C12_1	X31A JUNCTION, TERMINAL STUD 12	BI 2 B
X31A_C13	X31A JUNCTION, TERMINAL, POST 13	BK 0 B
X31A_C13_1	X31A JUNCTION, TERMINAL, POST 13	BL 0 B
X31A_C13_2	X31A JUNCTION, TERMINAL POST 13	BN 0 B
X31A_C13_4	X31A JUNCTION, TERMINAL STUD 13	BI 2 B
X32A	BODY BUILDER JUNCTION A BOC	GG 1 D
X32A_C1		GG 1 D
X32A_C2		GG 1 D
X32A_C3		GG 1 D
X32A_C4		GG 1 D
X32A_C5		GG 1 D
X32A_C6		GG 1 D
X32A_C7		GG 1 D
X32B	BODY BUILDER JUNCTION B BOC	NB 4 C
X32B_C2		NB 4 C
X32B_C4		NB 4 C
X33A	BODY BUILDER JUNCTION A EOF	GG 1 E
X33B	BODY BUILDER JUNCTION B EOF	NB 4 C
X34R_MATE	JUNCTION, OVERHEAD CB PROVISION	KC 2 C
X41	JUNCTION BLOCK, 7 POST, BODY BUILDER	BJ 0 B
X41	JUNCTION BLOCK, 7 POST, BODY BUILDER	BK 4 B
X41	JUNCTION BLOCK, 7 POST, BODY BUILDER	BL 4 B
X41	JUNCTION BLOCK, 7 POST, BODY BUILDER	BN 1 A
X41	JUNCTION BLOCK, 7 POST, BODY BUILDER	BO 0 B
X41	JUNCTION BLOCK, 7 POST, BODY BUILDER	BP 2 B
X41	JUNCTION BLOCK, 7 POST, BODY BUILDER	BQ 2 C
X41	JUNCTION BLOCK, 7 POST, BODY BUILDER	KA 0 B
X41	JUNCTION BLOCK, 7 POST, BODY BUILDER	NB 3 D
X41_C1	X41 JUNCTION TERMINAL, POST 3	NB 4 D
X41_C2	X41 JUNCTION TERMINAL, POST 2	NB 4 D
X41_C3_1	X41 JUNCTION, TERMINAL STUD 3	BJ 1 C
X41_C3_1	X41 JUNCTION, TERMINAL STUD 3	BQ 2 C
X41_C4_1	X41 JUNCTION, TERMINAL, POST 4	BK 4 B
X41_C4_2	7 POST JUNCTION BLOCK	BL 4 C
X41_C4_4	X41 JUNCTION, TERMINAL, STUD 4	BN 1 A
X41_C4_5	X41 JUNCTION, TERMINAL STUD 4	BP 2 B
X41_C5_1	X41 JUNCTION, TERMINAL, STUD 5	BJ 0 C
X41_C6_1	X41 JUNCTION, TERMINAL, STUD 6	BJ 1 C
X41_C6_1	X41 JUNCTION, TERMINAL, STUD 6	BQ 0 C

REFERENCES

REF	DESCRIPTION	PAGE
X41_C6_2	X41 JUNCTION, TERMINAL STUD 6	BO 0 B
X41_C7	X41 JUNCTION, TERMINAL, STUD 7	BK 1 B
X41_C7_1	X41 JUNCTION, TERMINAL, STUD 7	BL 4 C
X42	JUNCTION BLOCK, 7 POST, OPTIONS	BJ 1 B
X42	JUNCTION BLOCK, 7 POST, OPTIONS	BO 1 B
X42	JUNCTION BLOCK, 7 POST, OPTIONS	BQ 1 C
X42	JUNCTION BLOCK, 7 POST, OPTIONS	KB 3 A
X42	JUNCTION BLOCK, 7 POST, OPTIONS	NB 1 C
X42_C2_1	X42 JUNCTION, TERMINAL STUD 2	BJ 1 C
X42_C2_1	X42 JUNCTION, TERMINAL STUD 2	BQ 0 D
X42_C3	X42 JUNCTION, TERMINAL, STUD 1 DIRECT BAT	KB 3 A
X42_C3_1	X42 JUNCTION, TERMINAL, STUD #3	BO 1 B
X45A	RECEPTACLE 110V ENGINE HEATER	CC 3 B
X135	Chassis Ground Stud	AD 2 D
X135	Chassis Ground Stud	BQ 2 D
X135.A		AD 2 C
X135.B		AD 2 D
X135_C1	Chassis Ground Stud	BQ 2 D
X136	Cab Passthrough Ground Stud	AD 2 C
X136.A		AD 2 C
X136.B		AD 3 D
X136.C		AD 2 C
X136.E		AD 3 C
X140	Battery Box Ground Stud	AD 1 C
X140.A		AD 1 C
X140.C		AD 1 C
X194	CONNECTOR, TGW BODYBUILDER INTERFACE	BI 0 D
X194_AM	CONNECTOR, TGW BB INTERFACE	BI 2 D
X197	CONNECTOR EATS	BG 1 A
X197	CONNECTOR EATS	CA 2 B
X197	CONNECTOR EATS	CF 3 B
XG9	STUD, ENGINE BLOCK	AD 1 D
XG9.A		AD 1 D

REF	DESCRIPTION	PAGE
XG9.B		AD 1 E
XJ1		AD 1 B
XJN	Jump Start	AD 1 B
XJP		AC 4 A
XJP_1		AC 4 A
Y11	SOL. VALVE, ABS LH FRT	EA 0 B
Y11	SOL. VALVE, ABS LH FRT	ED 0 D
Y12	SOL. VALVE, ABS RH FRT	EA 1 B
Y12	SOL. VALVE, ABS RH FRT	ED 1 D
Y13	SOL. VALVE, ABS LH RR	EA 1 D
Y13	SOL. VALVE, ABS LH RR	ED 0 B
Y14	SOL VALVE, ABS RH RR	EA 1 D
Y14	SOL VALVE, ABS RH RR	ED 0 B
Y15	SOL VALVE, ABS LH 3RD AXLE	EA 3 D
Y15	SOL VALVE, ABS LH 3RD AXLE	ED 2 D
Y16	SOL VALVE, ABS RH 3RD AXLE	EA 3 D
Y16	SOL VALVE, ABS RH 3RD AXLE	ED 3 D
Y18	Solenoid valve, PTO (Power Take Off)	FC 1 C
Y18G	Solenoid valve, PTO (Power Take Off)	DE 1 C
Y35	SOLENOID ENGINE FAN	CA 1 C
Y35A	SOLENOID ENGINE FAN	CE 1 D
Y42	Clutch, magnetic, air conditioning compr	HA 2 E
Y51	SOL VALVE AIR DRYER	FA 1 C
Y57	SOL. VALVE, ATC	EA 1 D
Y57	SOL. VALVE, ATC	ED 1 B
Y62	SOLENOID ACCUMULATOR	DC 1 C
Y81	SOLENOID VALVE, UREA HEATING TANK	CF 2 D
Y86	SOLENOID, MULTI VALVE ASSY.	FB 1 D
Y88	SOLENOID, LIFT AXLE	FB 0 D
Y95	SOLENOID HIGH NG PRESSURE LOCKOFF	CG 0 C
Y106	Solenoid valve, Hill Assist brake applica	ED 3 D
Y157	SOLENOID, PARKER PTO	FD 3 C
Y186	SOLENOID VALVE EXTENSION UNIT	DF 2 B