

D-17984-08

See DCN

RELEASED

Date | Modification Count

WIRING DIAGRAM INDEX

NAME	DESCRIPTION	PAGE
AA	POWER DISTRIBUTION FRC 1/2	3
AB	POWER DISTRIBUTION FRC 2/2	4
AC	POWER DISTRIBUTION EFRC 1/2	5
AD	POWER DISTRIBUTION EFRC 2/2	6
AE	GROUNDING	7
AF	STARTING AND CHARGING	8
AG	VEHICLE ECU 1/3 EMS POWER CONTROL	9
AH	VEHICLE ECU 2/3	10
AI	VEHICLE ECU 3/3	11
AJ	VECU AND PTO SWITCHES	12
AM	STARTING & CHARGING, ISX-G WITH IN-FRAME	13
AQ	POWER DISTRIBUTION / KEY SWITCH	14
BA	INSTRUMENT CLUSTER 1/2	15
BB	INSTRUMENT CLUSTER 2/2	16
BE	PEOPLENET	17
BF	QUALCOMM	18
BG	TELEMATICS GATEWAY (TGW)	19
BH	ALLISON BODY BUILDER INTERFACE	20
BI	BODY BUILDER CAB INTERFACE	21
BK	BODYBUILDER BODYLINK	22
BL	BATTERY BUSSING	23
BN	BODYBUILDER TURNPIKE	24
BP	ISX-G FUEL SYSTEM	25
BY	TMC RP 1226 CONNECTORS	26
CA	ENGINE HEATER	27
CB	ENGINE CONTROL MACK ENGINE	28
CC	UREA DOSING SYSTEM - MACK ENGINE 2016	29
CD	UREA DOSING SYSTEM - MACK ENG (SCR ONLY)	30
CE	ENGINE CONTROL ISL US17 1/2	31
CF	ENGINE CONTROL ISL US17 2/2	32
CG	ENGINE CONTROL MACK ENGINE (UEAS ONLY)	33
CL	ENGINE CONTROL ISX-G	34
CM	METHANE DETECTION	35
CN	UREA DOSING SYSTEM - MACK ENGINE OBD 201	36
DA	TRANSMISSION MDRIVE	37
DB	TRANSMISSION CONTROL - ULTRASHIFT	38
DE	TRANSMISSION CONTROL ALLISON 1/2	39
DF	ALLISON TRANSMISSION CONTROLS 2/2	40
DP	MDRIVE DUAL PTO	41
EA	ABS CONTROL WABCO	42
EB	SUSPENSION ECU 6X2	43
EC	ABS CONTROL BENDIX	44
ED	ABS CONTROL BENDIX ECS	45
FA	AIR DRYER/HEATED DRAIN VALVE	46
FD	CHASSIS SOLENOIDS 1/2	47
FE	CHASSIS SOLENOIDS 2/2	48
FG	ABS BRAKES	49
FH	STEERING CONTROL	50
GA	LIGHTING CONTROL 1/2	51
GB	LIGHTING CONTROL 2/2	52
GC	CLEARANCE LAMPS	53
GD	DRIVING/SIGNAL LIGHTS: AERO OR CONSTRUC	54
GE	LIGHTING FORWARD SIGNAL: CLASSIC	55

NAME	DESCRIPTION	PAGE
GF	TAIL LAMPS W/ ALARM	56
GG	LIGHT CONTROL - BACK UP LAMPS	57
GH	SIDE REPEATER/MARKER OPTIONS	58
GI	SNOW PLOW PREP	59
GJ	BEACON LAMPS	60
GK	HOOK UP LAMPS	61
GL	FOG LIGHTS	62
GP	WINDSHIELD WIPER/WASHER	63
GQ	HORN	64
HA	CLIMATE CONTROL	65
HB	SLEEPER CLIMATE CTRL W/LECM 70" SLEEPER	66
HC	SHORE POWER W/O INVERTER	67
HD	SLEEPER FUNCTIONS W/O LECM 48" BASIC	68
HE	LIGHTING AND POWER OUTLETS 70" SLEEPER	69
HF	SLEEPER COURTESY AND UNDER BUNK	70
HH	SLEEPER PIPE LIGHTING SWITCH	71
HI	SHORE POWER W/INVERTER	72
HK	APADS	73
HL	SLEEPER CLIMATE CTRL W/LECM 48" SLEEPER	74
HM	LIGHTING AND POWER OUTLETS 48" SLEEPER	75
IA	COURTESY LIGHTS - DRIVING COMPARTMENT	76
IB	COURTESY LIGHTS - DAYCAB AND HOS SLEEPER	77
IC	COURTESY LIGHTS - 48" SLEEPER	78
ID	COURTESY LIGHTS - 70" SLEEPER	79
IF	POWER WINDOWS/MIRRORS/LOCKS	80
IG	REMOTE DOOR LOCKING	81
IH	BRIGHTWORK	82
IJ	HTD SEATS/SEATBELT REMINDER/HTD WINDSHLD	83
IK	CTGAR LIGHTER / AUX POWER	84
JA	SEAT SRS	85
JE	ADAPTIVE CRUISE CONTROL	86
JF	LANE CHANGE SUPPORT SYSTEM	87
JG	LANE DEPARTURE WARNING - DAYCAB AND 48"	88
JH	LANE DEPARTURE WARNING - 70" SLEEPER	89
KA	AUDIO SYSTEM - DAYCAB	90
KB	AUDIO SYSTEM - SLEEPERS	91
KC	AUDIO SYSTEM SPEAKER OUTPUTS W/ AMP	92
KD	AUDIO SYSTEM - BLUETOOTH	93
KL	INFOTAINMENT AUDIO SYSTEM 1/2	94
KM	INFOTAINMENT AUDIO SYSTEM 2/2	95
MA	TRAILER CABLE	96
MB	TRAILER CABLE OPTIONS	97
MC	TRAILER CABLES OPTIONS	98
MD	CENTER PIN HOT	99
NA	SPARE SWITCHES AND AUXSW-6 OPTION	100
NB	SPARE SWITCHES - AUXS-8BB	101
NC	SPARE SWITCHES - BBM-PK16	102
ND	TAILGATE LIFT POWER	103
XA	DIAGNOSTICS 1/4 (DL4-J1587 & DL2-J2284)	104
XB	DIAGNOSTICS 2/4 (CAB DL1 - J1939)	105
XC	DIAGNOSTICS 3/4 (CHASSIS DL1 - J1939)	106
XD	DIAGNOSTICS 4/4 (CHASSIS DL1 - 1939)	107
XF	DIAGNOSTICS CUMMINS (DL10)	108

The copying, distribution and utilization of this document as well as the communication of its contents to others without expressed authorization is prohibited. Offenders will be held liable for payment of damages. All rights reserved in the event of the grant of a patent, utility model or ornamental design registration.

Document title

PC 28 MACK SCHEMATIC

The legal owner of this document is as stated under "Design Location" in KOLA and in the associated "Part Version Report"

Document type

PRODUCT SCHEMATICS

Document No

23086355

Issue

04

Volume

1 (2)

Sheet No

1 (108)

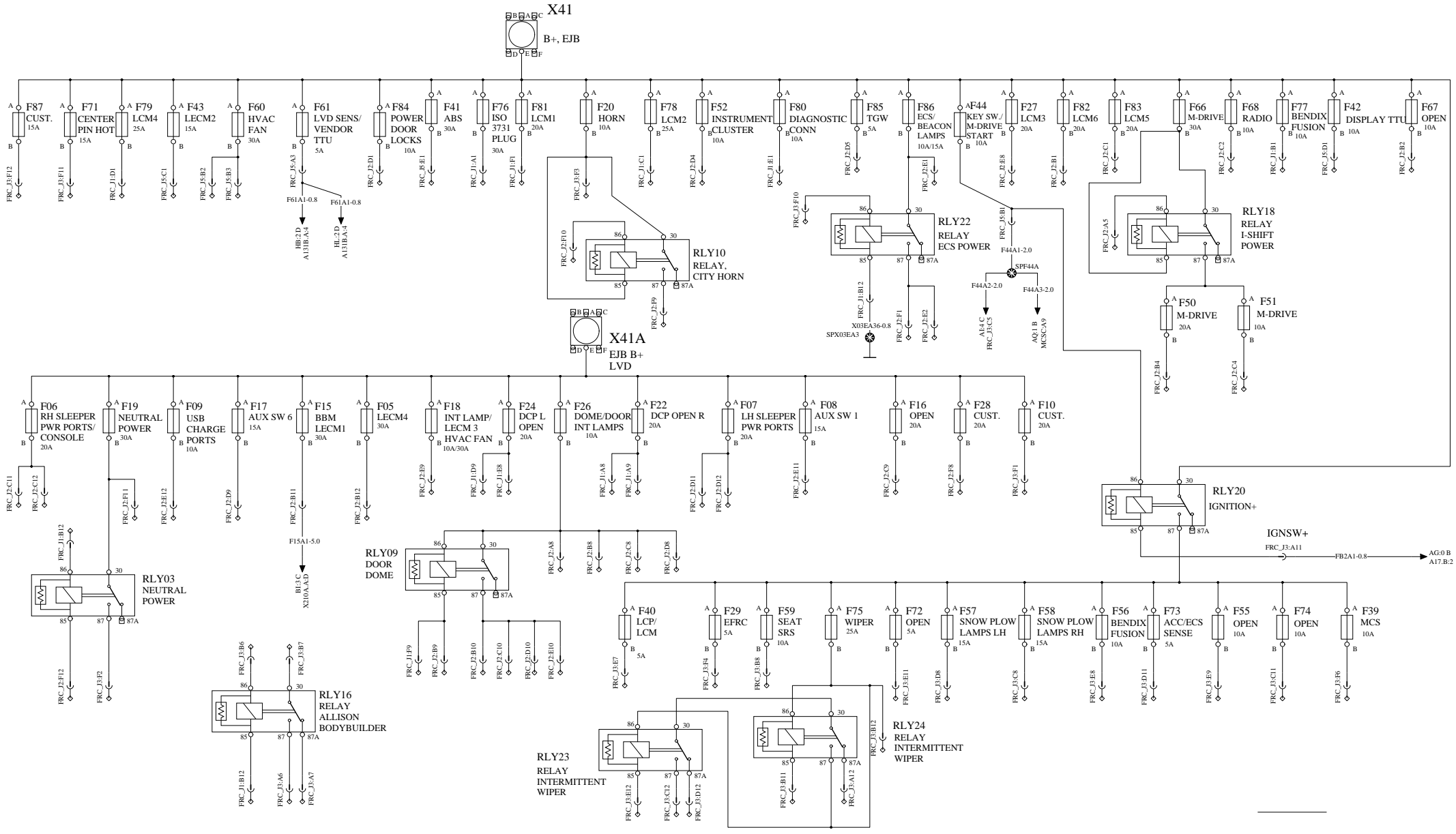


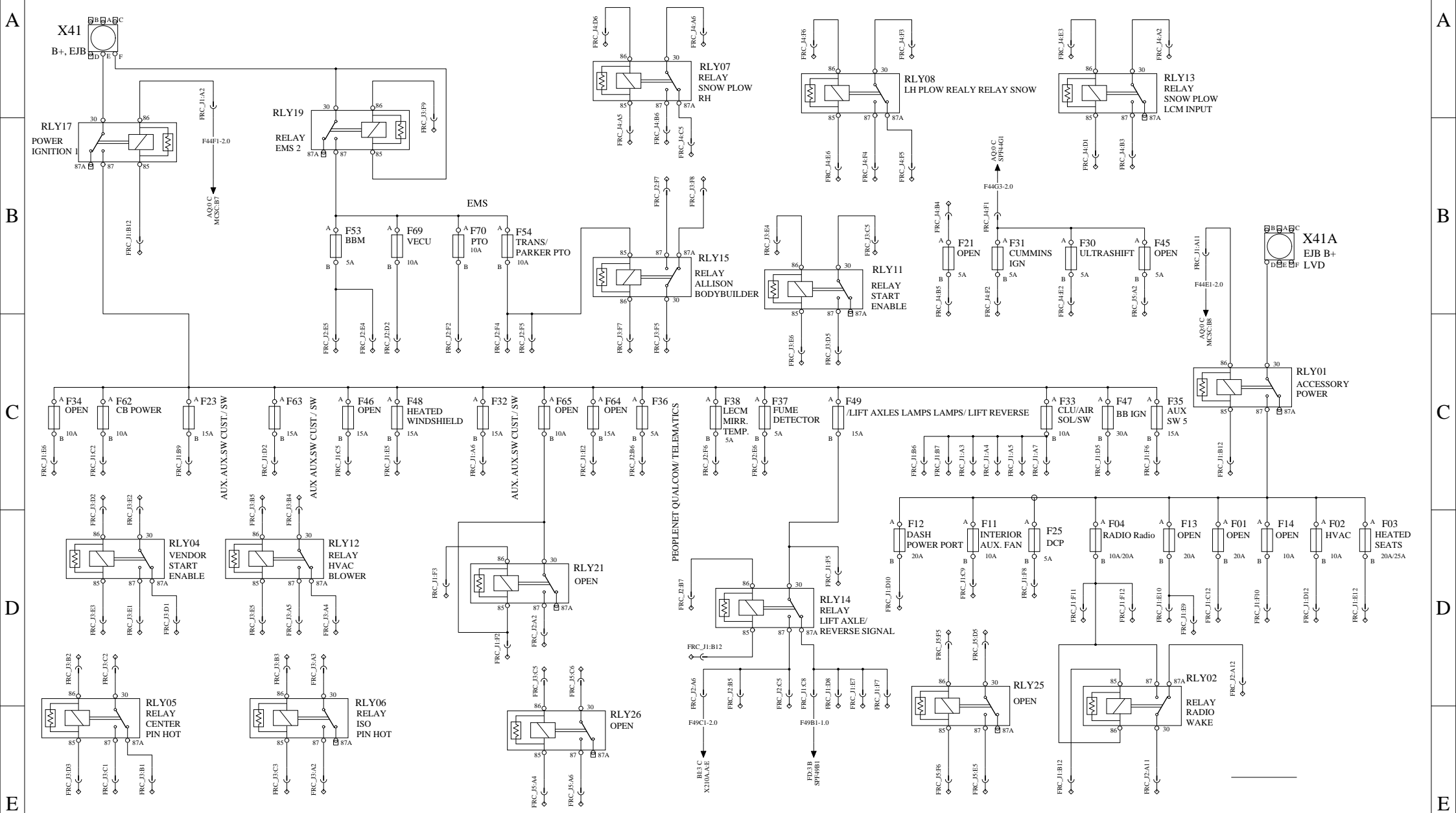
Group Trucks Technology

ABBREVIATION LIST, 12V

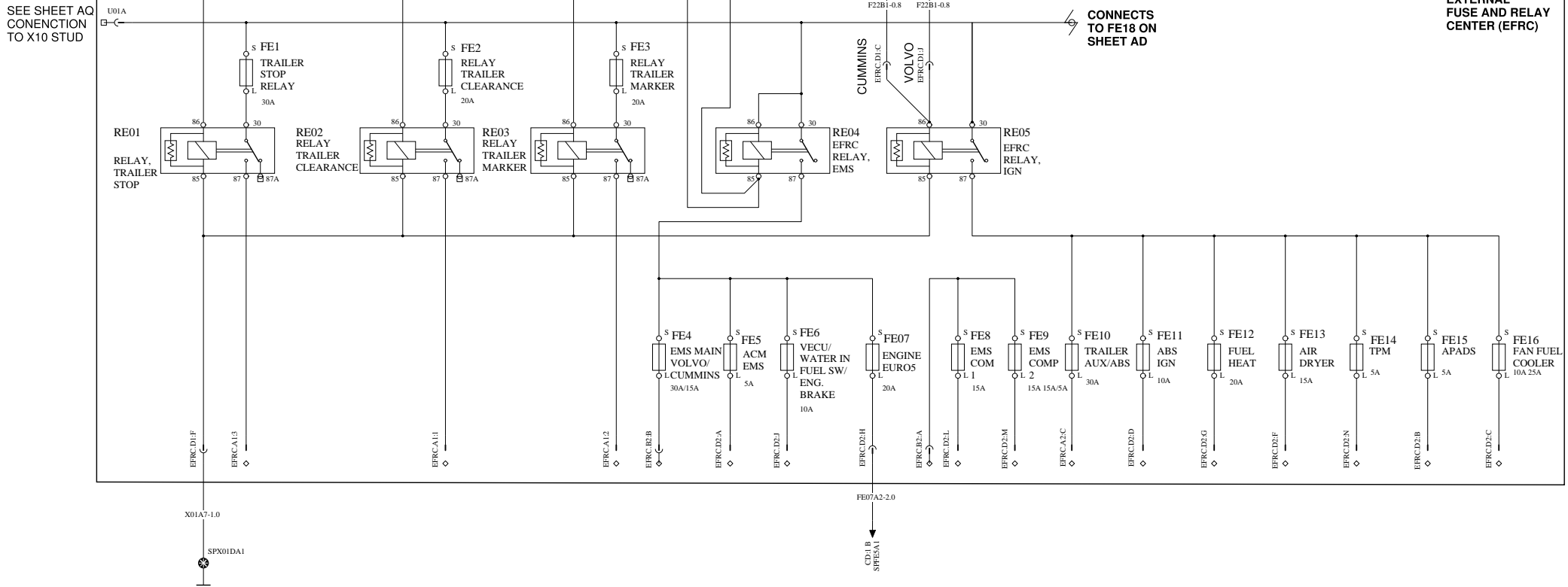
SHELL CAVITY	HARNESSES	WHERE USED
AAC_DT	DASH OVERLAY	AUX AUDIO
AAC_TS	SLEEPER OVERLAY	AUX AUDIO
ABS_X1	MAIN CAB	ABS JUMPER
ABS_X2	MAIN CAB	ABS JUMPER
ABS_X3	MAIN CAB	ABS JUMPER
ACLD	FUSION A PILLAR	LANE DEPARTURE
AF_AFR	DASH OVLY	AUX COOLING FAN
ALLISON	AUTOTRANS TRANS	ALLISON
AT_CAB_TRANS	MAIN CAB	TRANSMISSION
AUX_SW_PWR	MAIN CAB	MISC SW_PWR
BB_CAB	BODY_BUILDER_CAB	BODY_BUILDER_CHASSIS
BBCBEC	BODY_BUILDER_CAB	BODY_BUILDER_CHASSIS
BBM_1939	MAIN CAB	BODY_BUILDER_CAB
BBTR	BODY_BUILDER_CHASSIS	BB_INTERCONNECTION
BOCLPL	SLEEPER	BACK_OF_CAB_LAMP
BOCLPR	SLEEPER	BACK_OF_CAB_LAMP
DSFC	DS_HARNESSES	REAR_CHASSIS_EXTENSION
EFRC	FRONT_CHASSIS	FUSE_RELAY_CENTER
ESFC	FRONT_CHASSIS	ECS_OVERLAY
FCAC	FRONT_CHASSIS	APADS
FCAE2	FRONT_CHASSIS	BATTERY_PWR
FCCE	FRONT_CHASSIS	REAR_CHASSIS_EXTENSION
FCCL	FRONT_CHASSIS	COOLANT_LEVEL
FCCUT4	FRONT_CHASSIS	UREA_TANK
FCEGO	FRONT_CHASSIS	STANTION_HARNESSES
FCEIC	FRONT_CHASSIS	UREA_DOSING
FCEN	FRONT_CHASSIS	ENGINE
FCFA	FRONT_CHASSIS	ANTENNA
FCHL	FRONT_CHASSIS	HEADLIGHTS_LEFT
FCHLR	FRONT_CHASSIS	HEADLIGHTS_RIGHT
FCRE	TAIL_LAMP_EXT	TAIL_LAMP_EXTENSION
FCTR	FRONT_CHASSIS	TRANSMISSION
FCUT	UREA_TANK	UREA_TANK_EXTENSION
FCWB	FRONT_CHASSIS	WASHER_BOTTLE
FRC_J1	MAIN CAB	FUSE_RELAY_CENTER
FRC_J2	MAIN CAB	FUSE_RELAY_CENTER
FRC_J3	MAIN CAB	FUSE_RELAY_CENTER
FRC_J4	MAIN CAB	FUSE_RELAY_CENTER

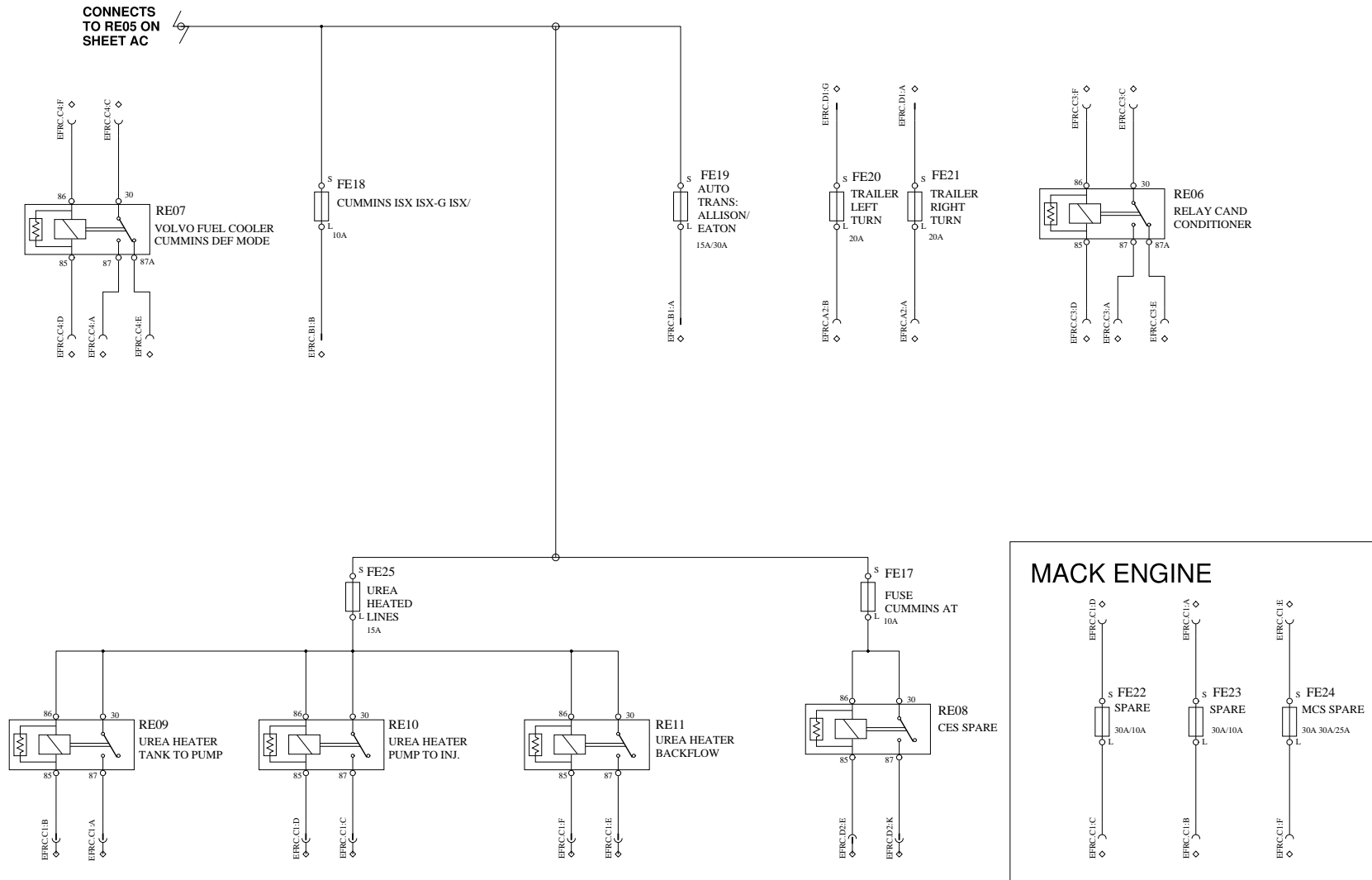
SHELL CAVITY	HARNESSES	WHERE USED
FRC_J5	MAIN CAB	FUSE_RELAY_CENTER
FUSEXT	FUSION A PILLAR	LANE DEPARTURE EXTENSION
HLSO	HEADLINER	COURTESY LIGHTS
HOOKUPLP	MAIN CAB	HOOKUP LAMPS
ILLUM_OPT	MISC SWITCH	OPTIONAL ILLUMINATION
MCABS	MAIN CAB	ABS
MCACC	MAIN CAB	OVERLAY_ACC
MCAF	MAIN CAB	AUX_FAN
MCBBM	MAIN CAB	PTO
MCDIAG	MAIN CAB	DIAGNOSTICS
MCDL	MAIN CAB	DOOR-L
MCDR	MAIN CAB	DOOR-R
MCES	MAIN CAB	ECS_OVERLAY
MCFC	MAIN CAB	FRONT_CHASSIS
MCFH	MAIN CAB	SLEEPER
MCHL	MAIN CAB	HOOKUP LAMPS
MCME	MAIN CAB	METHANE
MCOF1	MAIN CAB	ROOF
MCOF2	MAIN CAB	ROOF
MCOF2A	MAIN CAB	SPEAKER
MCOF2B	ROOF	SPEAKER
MCOF3	MAIN CAB	ROOF
MCOF5	METHANE	ROOF
MCQP	MAIN CAB	QUALCOMM PEOPLENET
MCSC	MAIN CAB	STEERING COLUMN
MCSEM	MAIN CAB	INFOTAINMENT
MCTR	MAIN CAB	TRANSMISSION
PB_START	PBSTART_HARNESSES	ENGINE_START
RCECS	CHASSIS ECS OVERLAY	ECS
RCSP	FRONT_CHASSIS	SOLENOID_PACK
RFHL	ROOF	ROOF HEADLINER
RFRS	ROOF	RADIO SHELF
ROMJ	ROOF	METHANE JUMPER
SFSR	SLEEPER_FRONT	SLEEPER_REAR
SLOB	SLEEPER	OVERHEAD_BUNK
SLRFHL	ROOF	HEADLINER
TLBU	TAIL_LAMP	BACKUP_ALARM
TLRE	TAIL_LAMP	TAIL_LAMP_EXTENSION

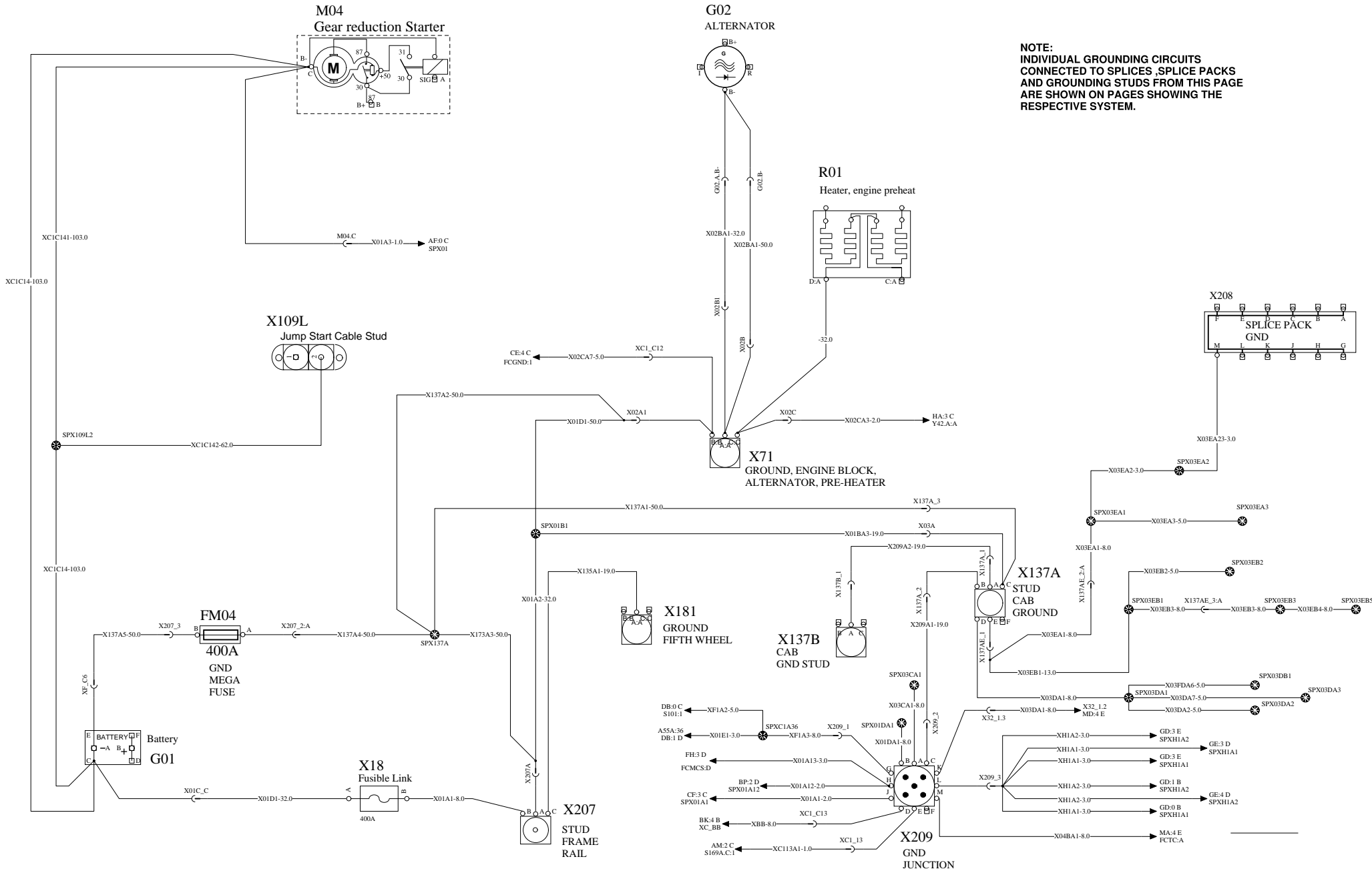




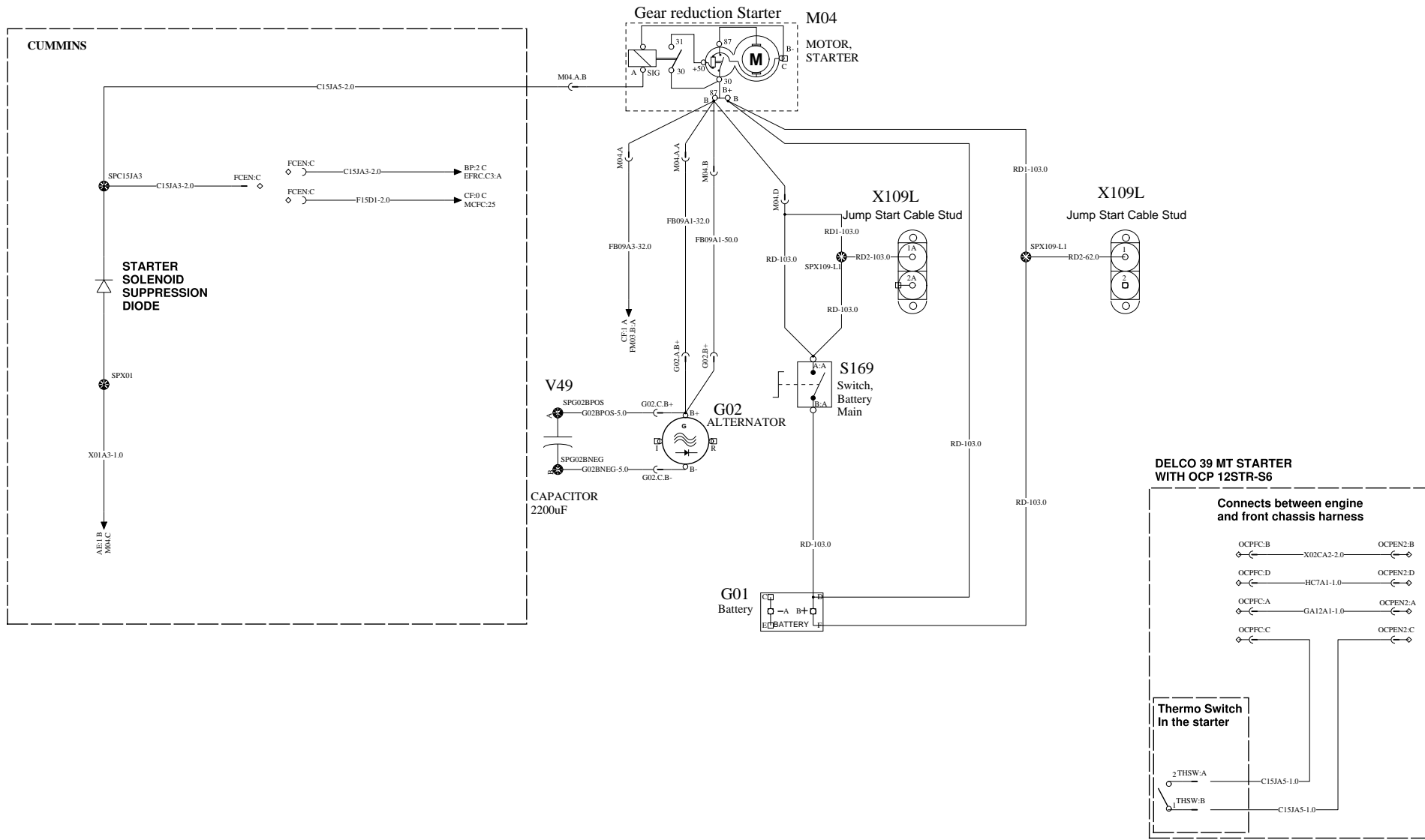
IGN —————

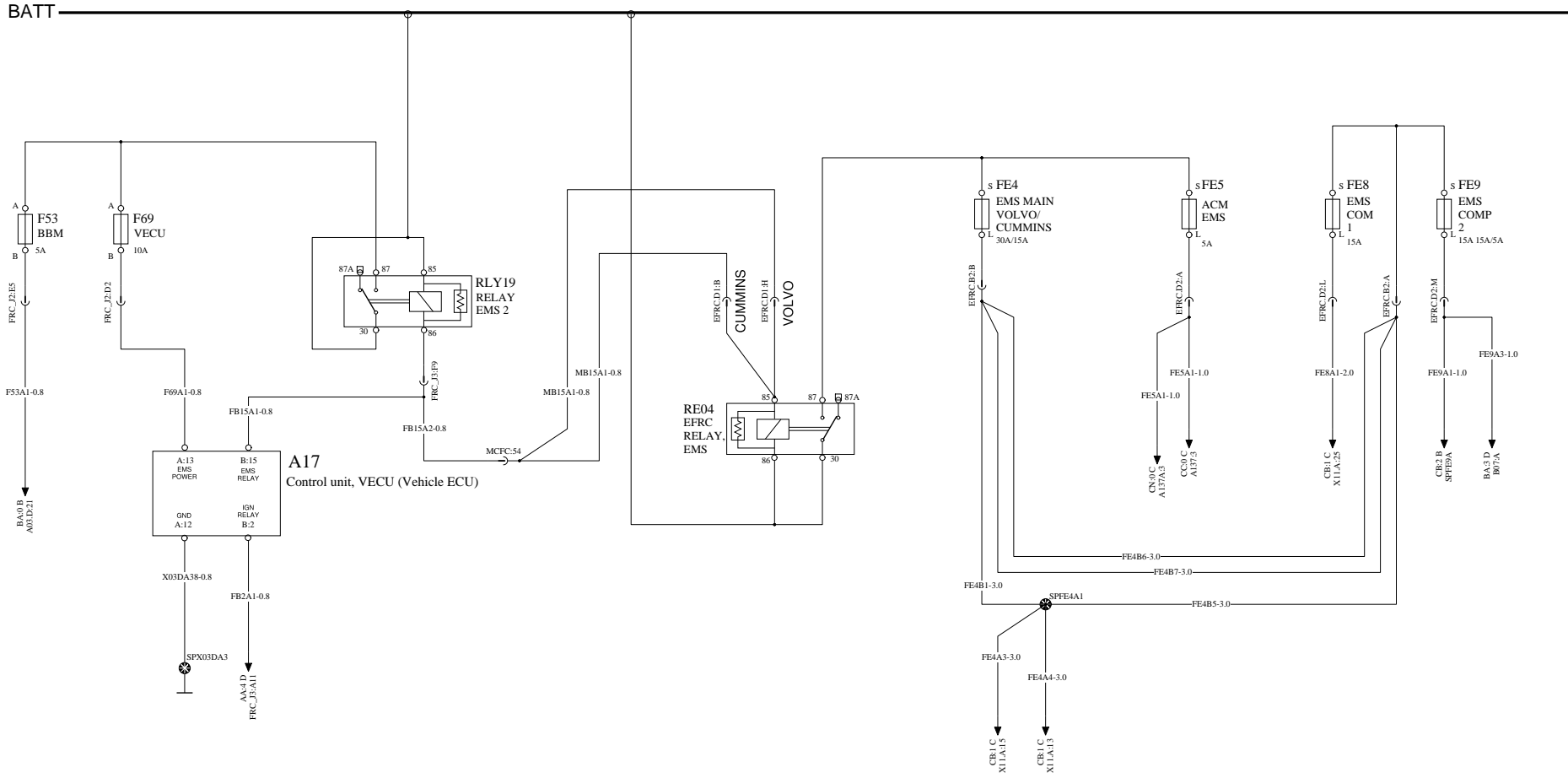


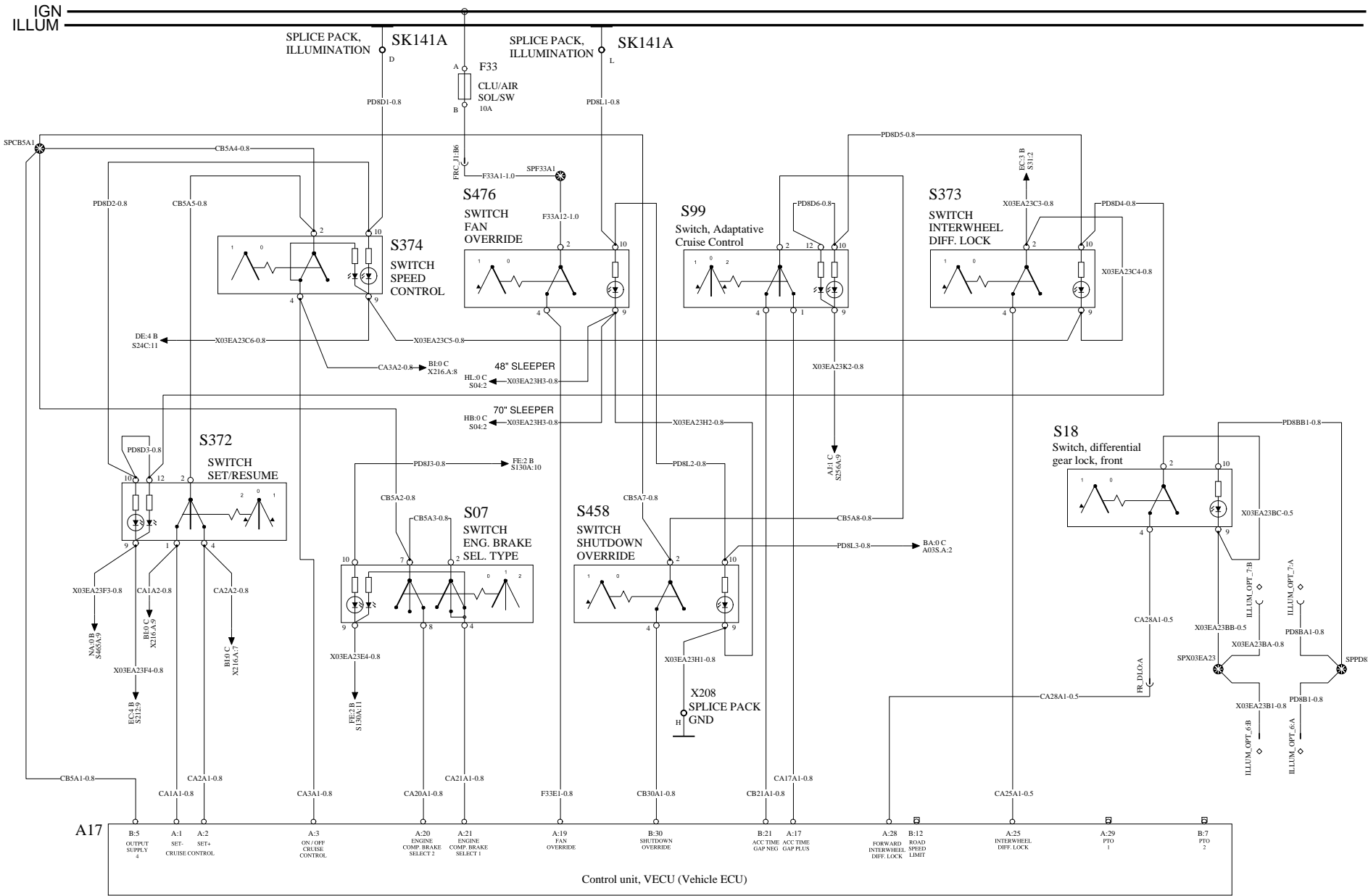




NOTE:
 INDIVIDUAL GROUNDING CIRCUITS
 CONNECTED TO SPLICES, SPLICE PACKS
 AND GROUNDING STUDS FROM THIS PAGE
 ARE SHOWN ON PAGES SHOWING THE
 RESPECTIVE SYSTEM.

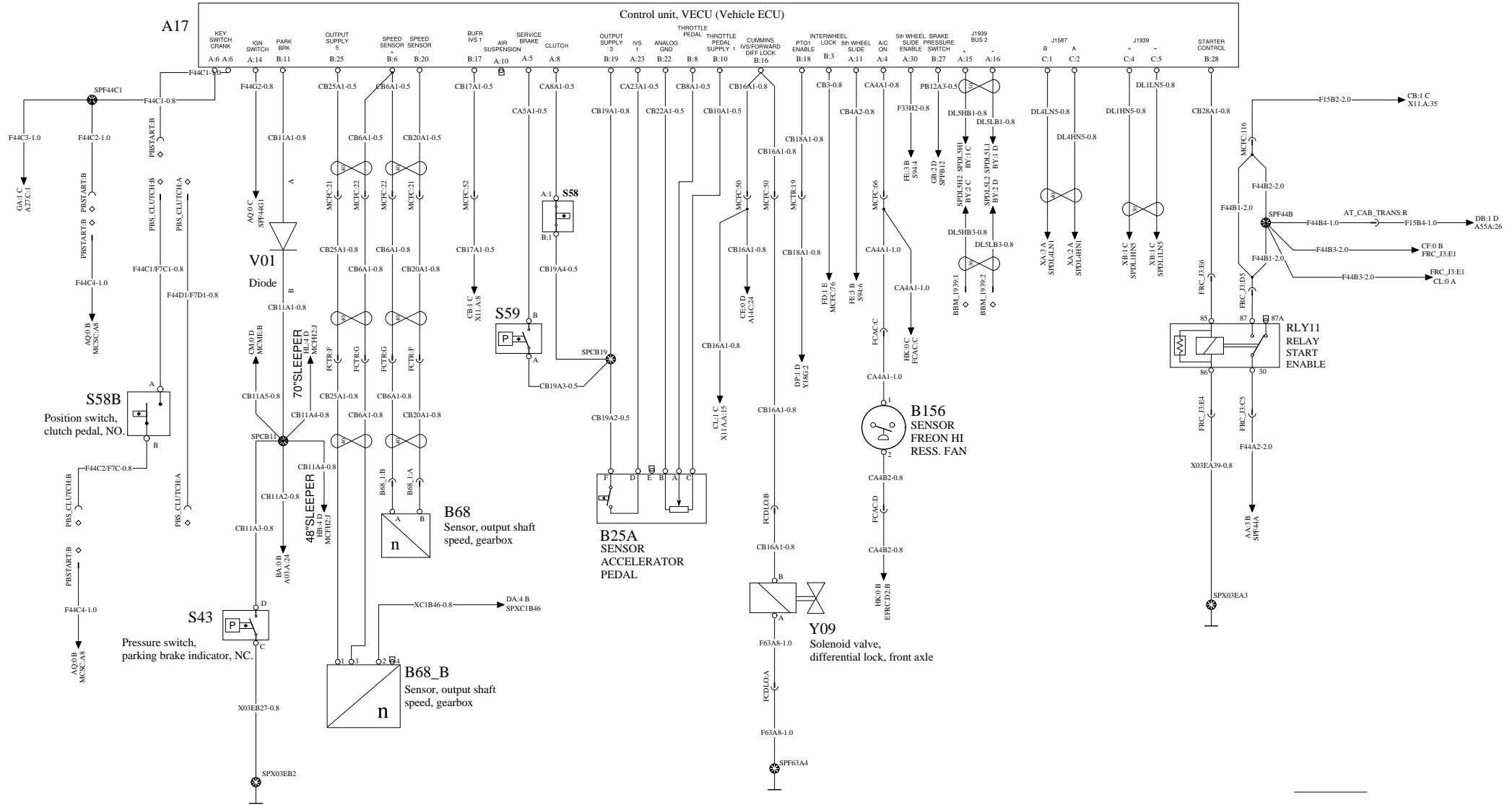






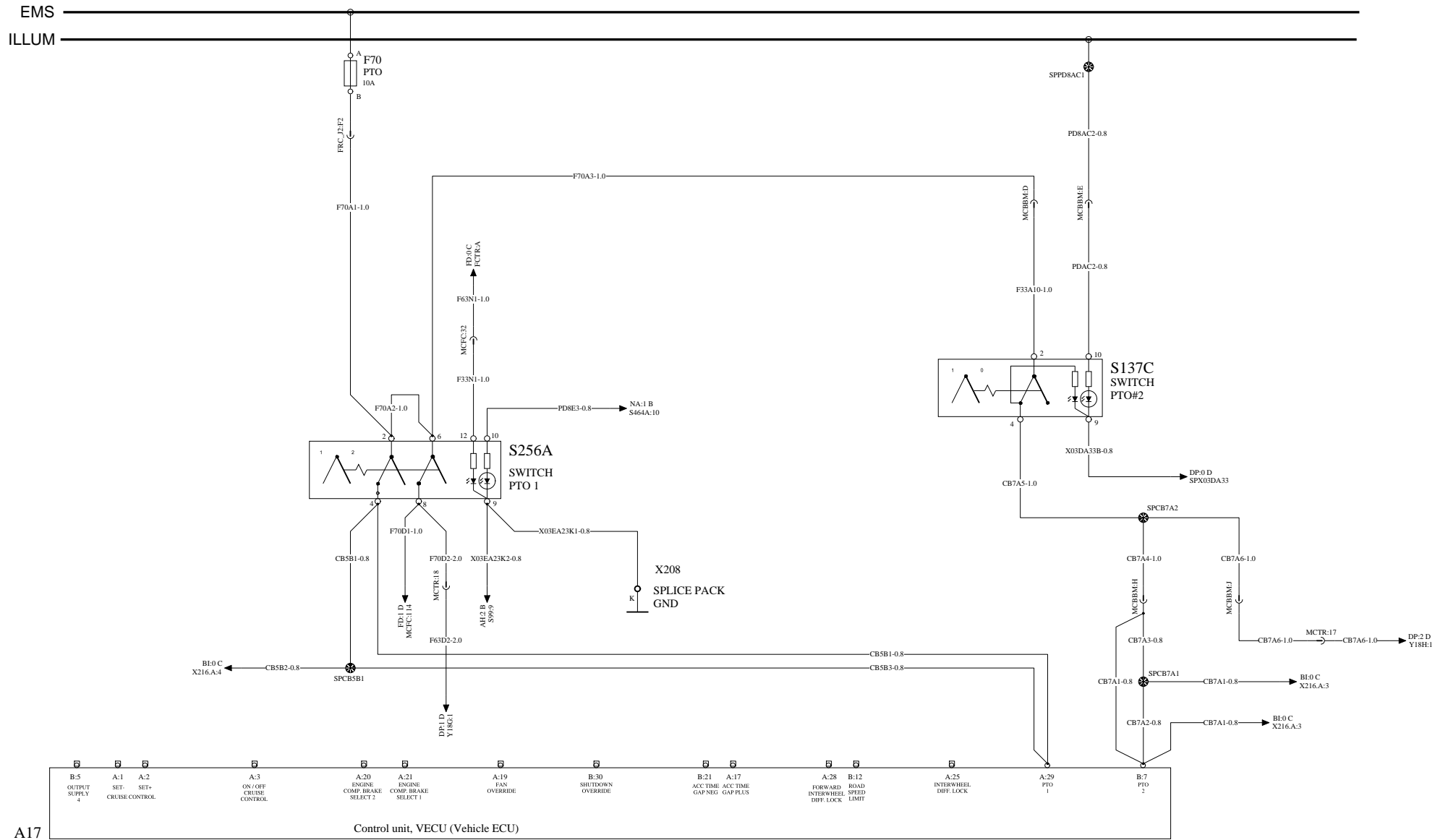
Control unit, VECU (Vehicle ECU)

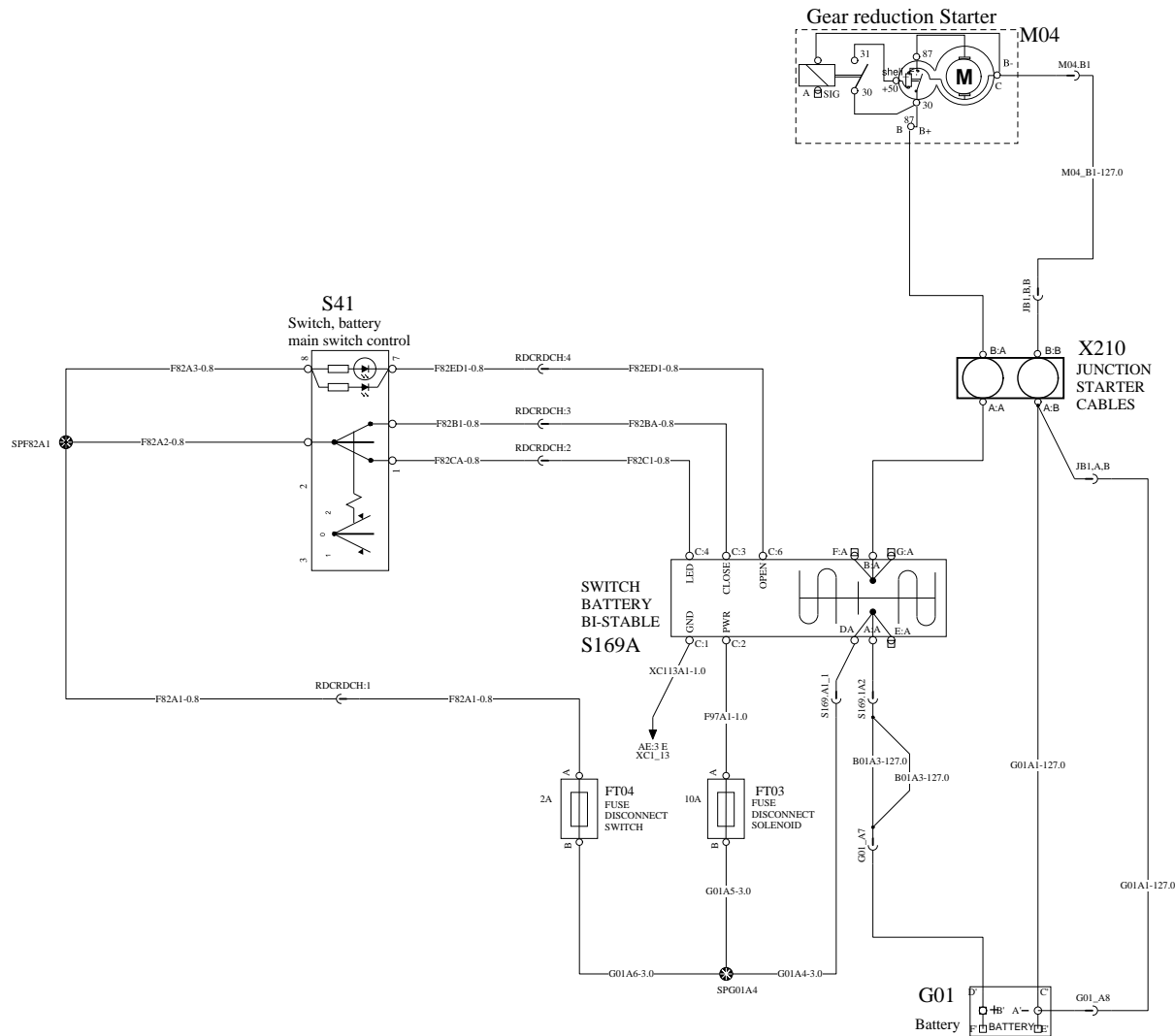
Control unit, VECU (Vehicle ECU)



VECU AND PTO SWITCHES

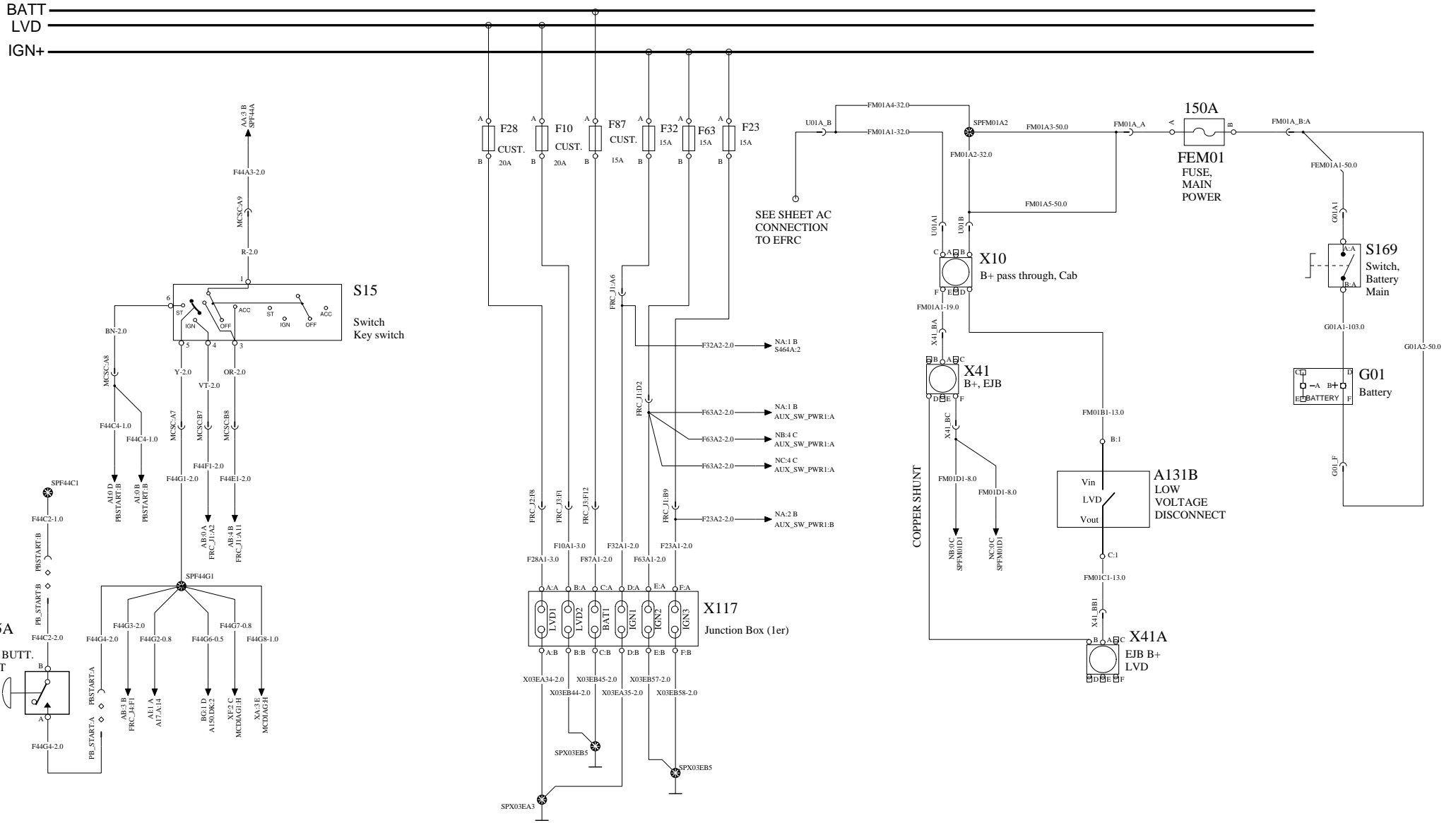
WIRING DIAGRAM: AJ





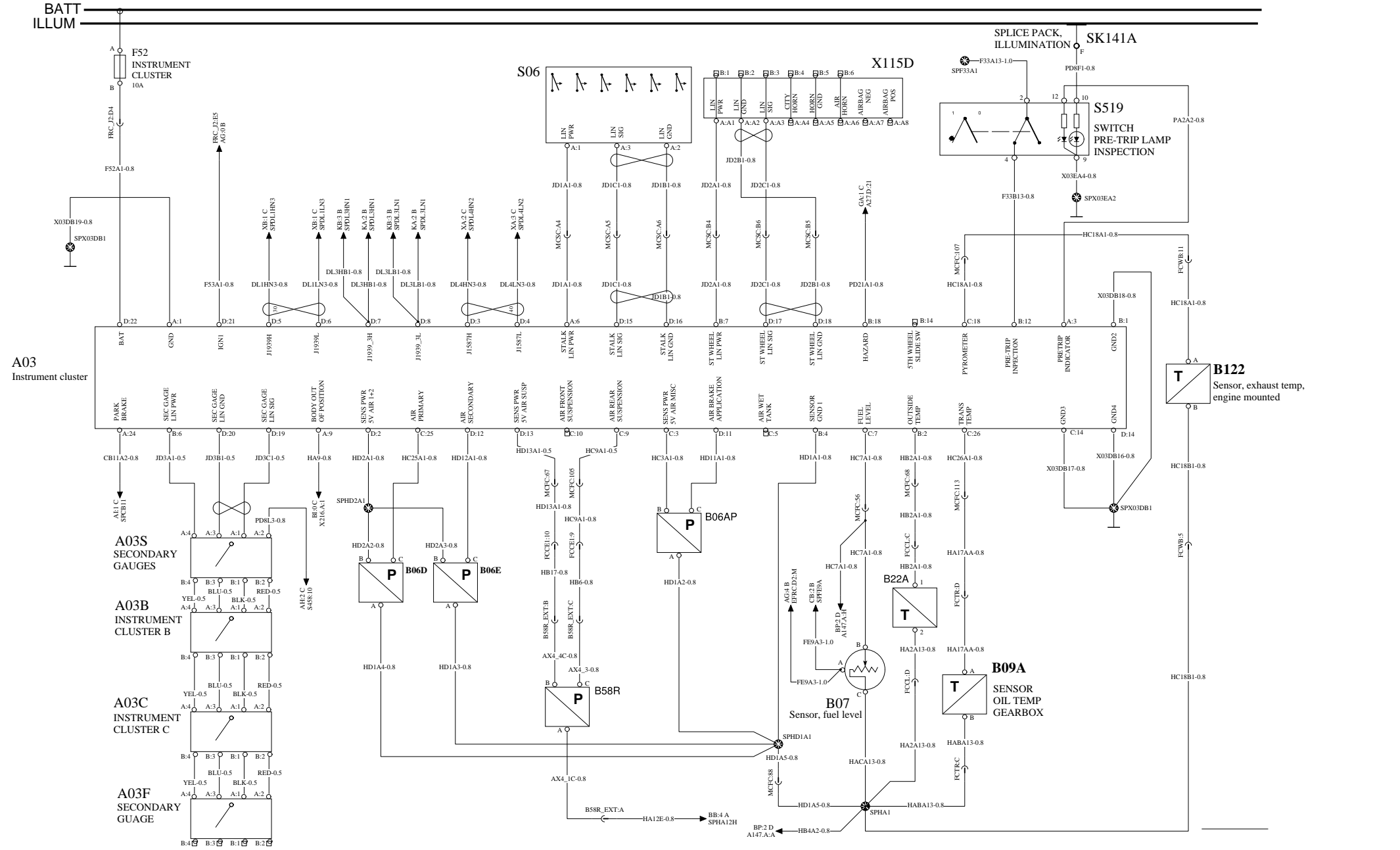
POWER DISTRIBUTION / KEY SWITCH

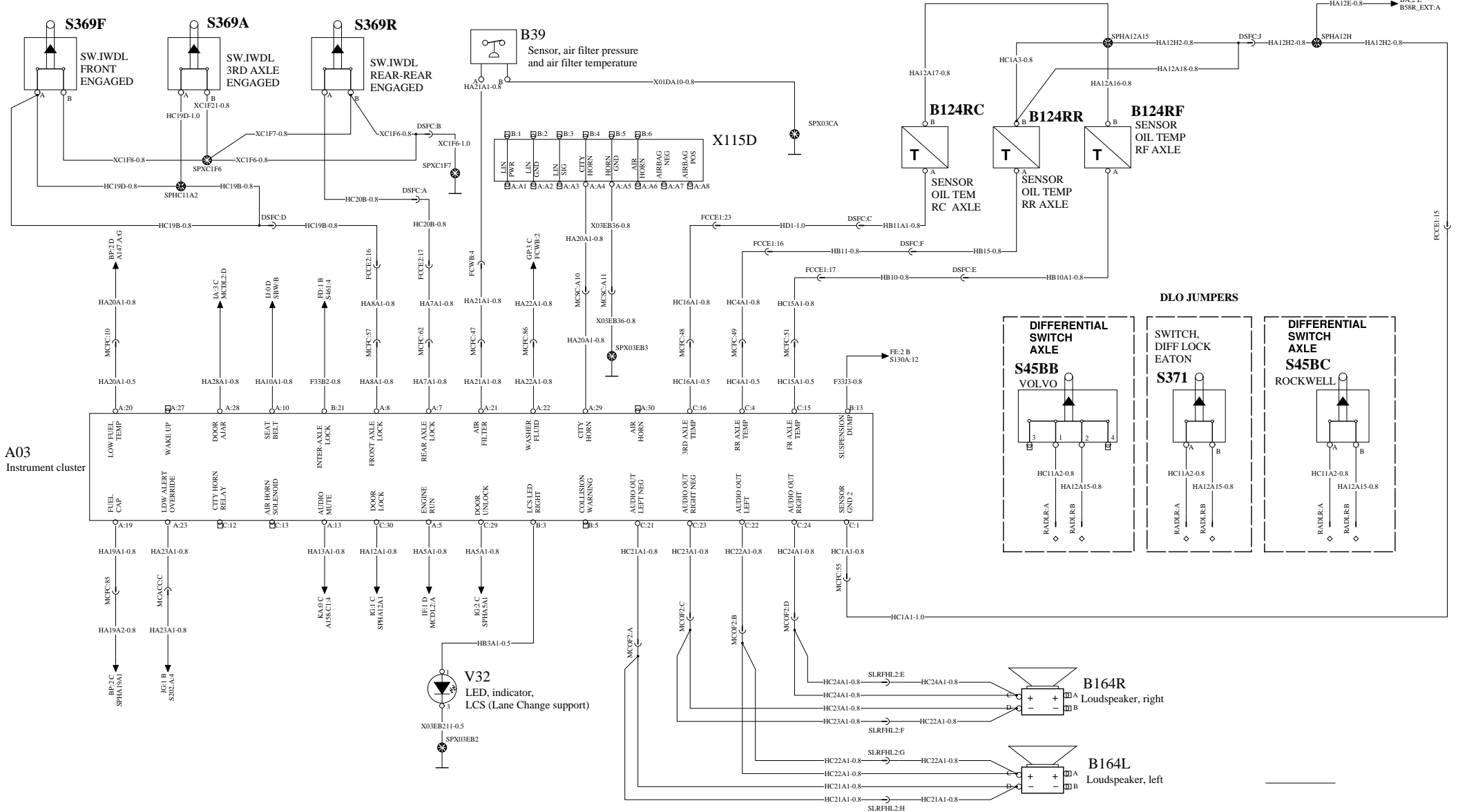
WIRING DIAGRAM: AQ



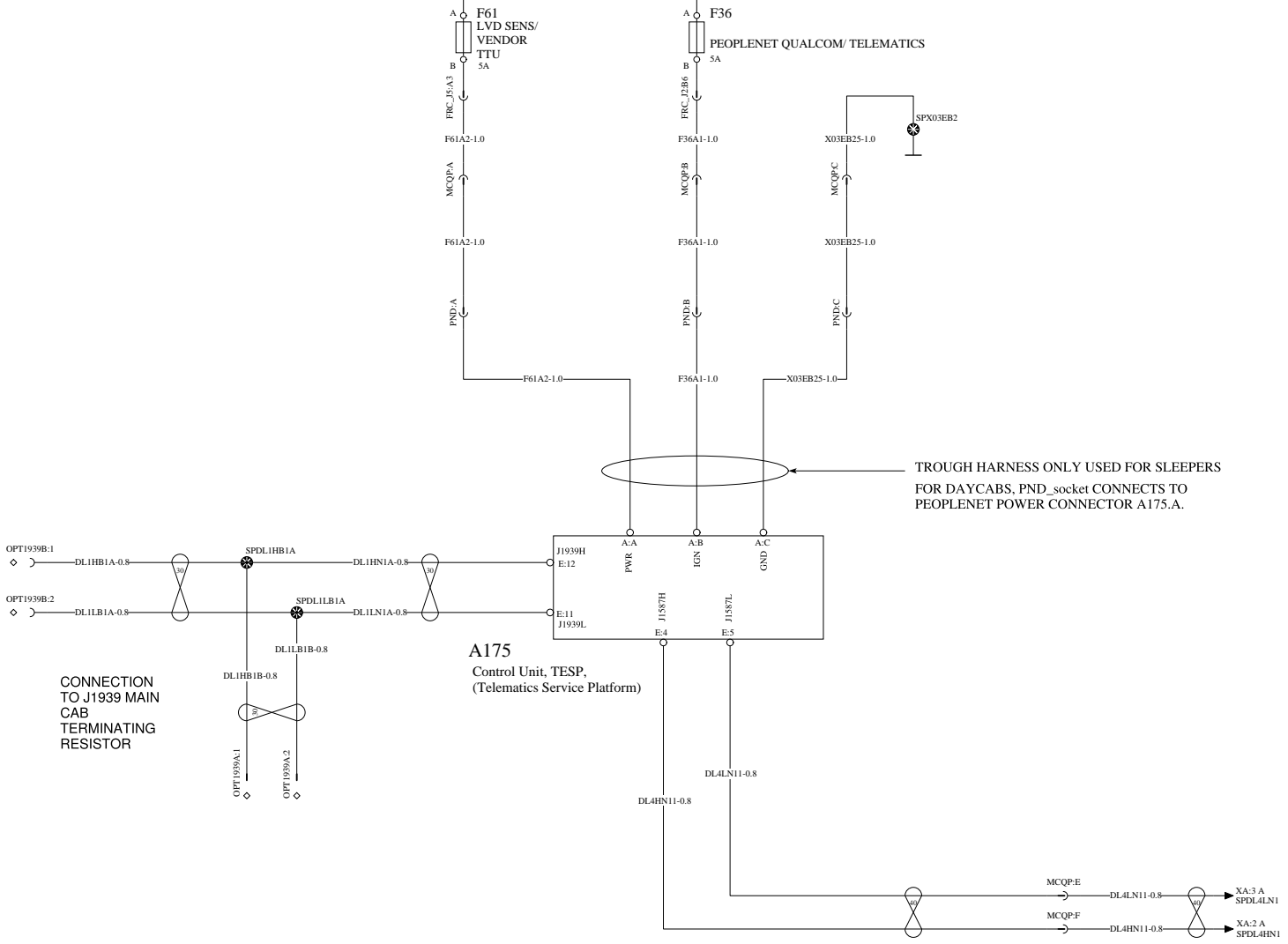
INSTRUMENT CLUSTER 1/2

WIRING DIAGRAM: BA





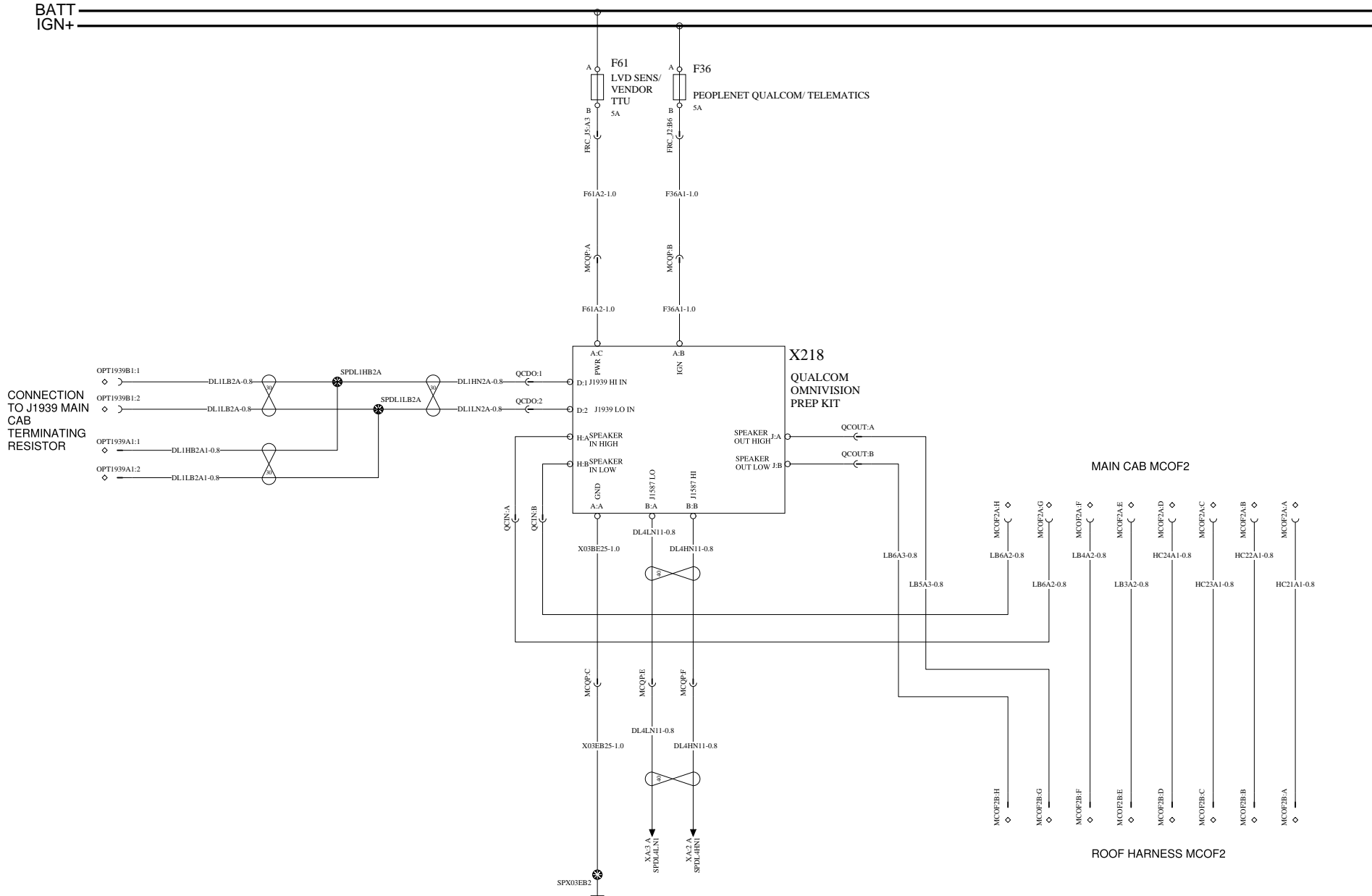
BATT
IGN

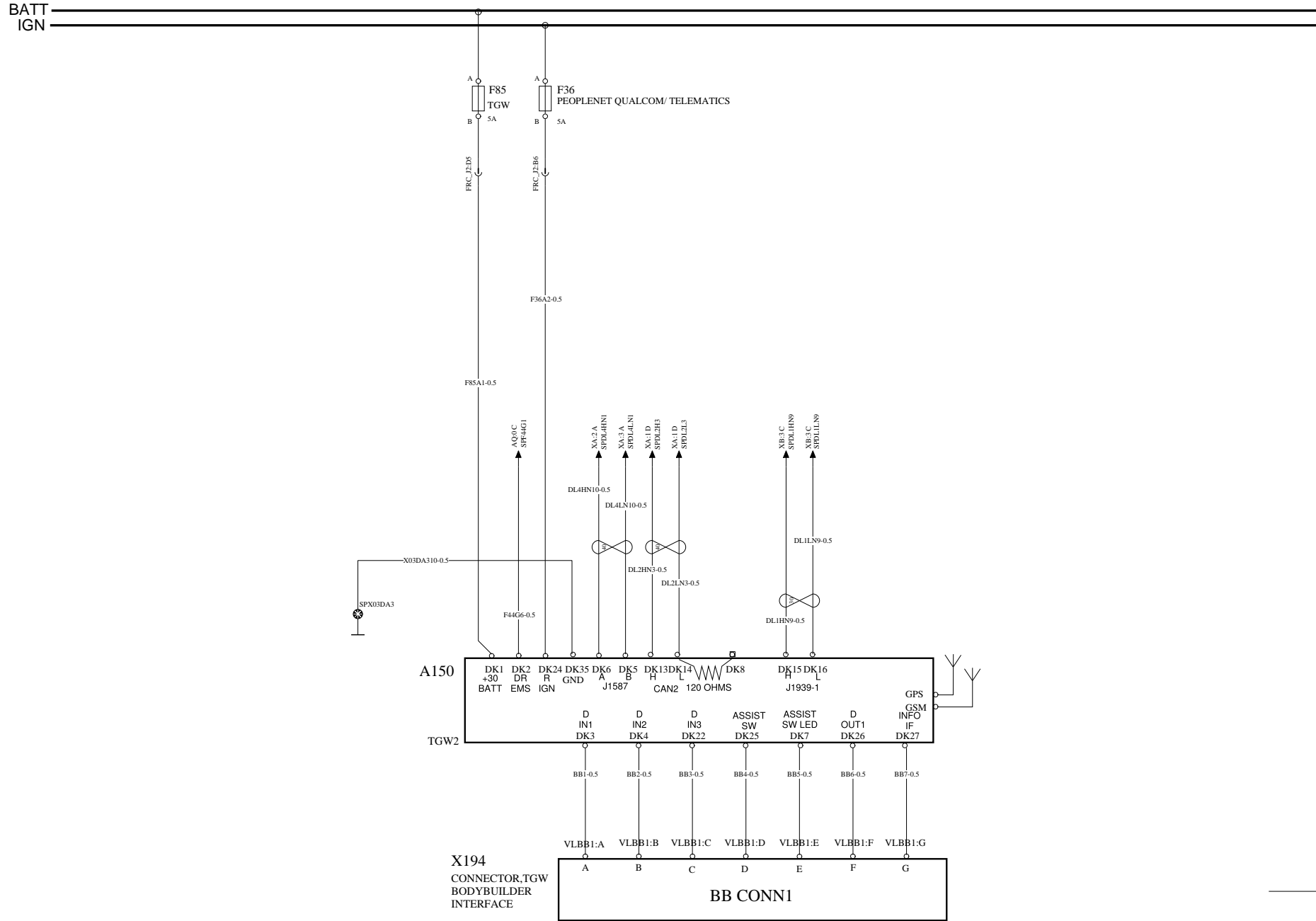


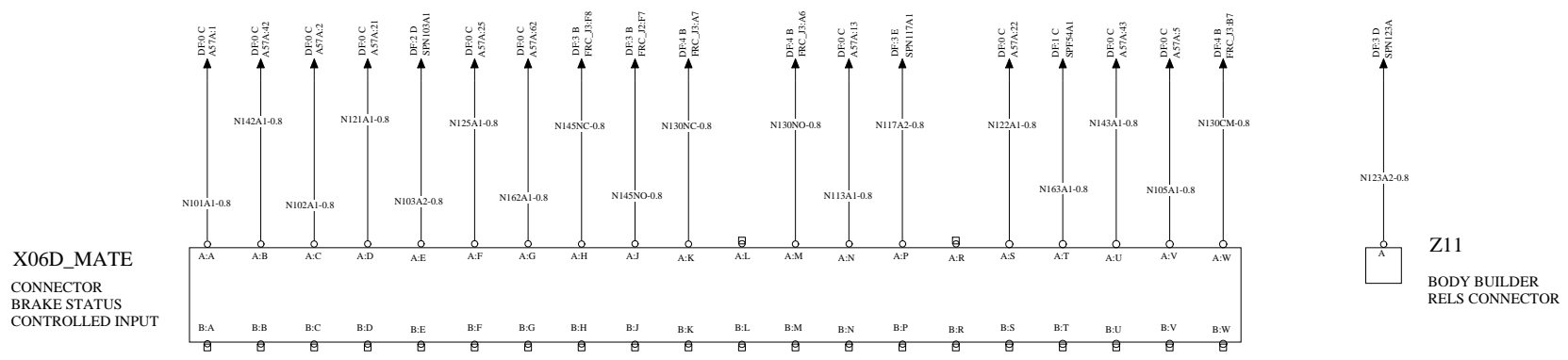
TROUGH HARNESS ONLY USED FOR SLEEPERS
FOR DAYCABS, PND_socket CONNECTS TO
PEOPLENET POWER CONNECTOR A175.A.

A175
Control Unit, TESP,
(Telematics Service Platform)

CONNECTION
TO J1939 MAIN
CAB
TERMINATING
RESISTOR





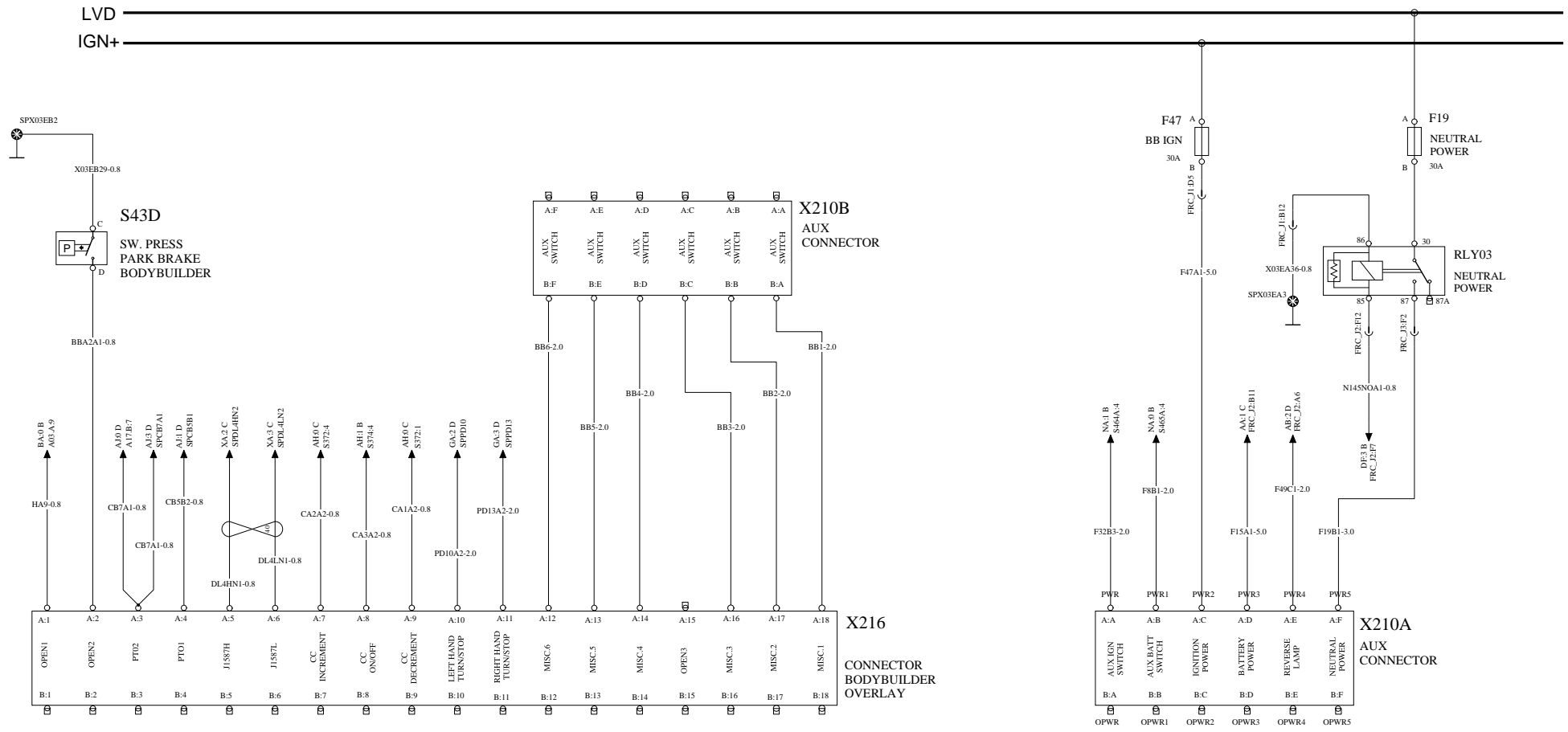


X06D_MATE
CONNECTOR
BRAKE STATUS
CONTROLLED INPUT

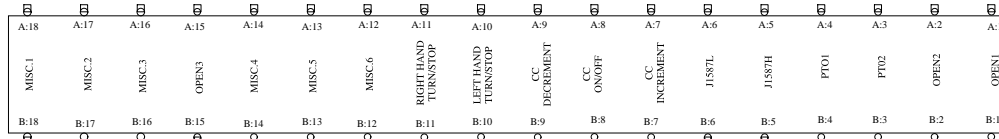
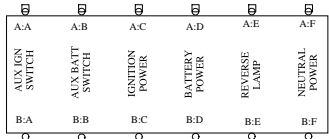
Z11
BODY BUILDER
RELS CONNECTOR

BODY BUILDER CAB INTERFACE

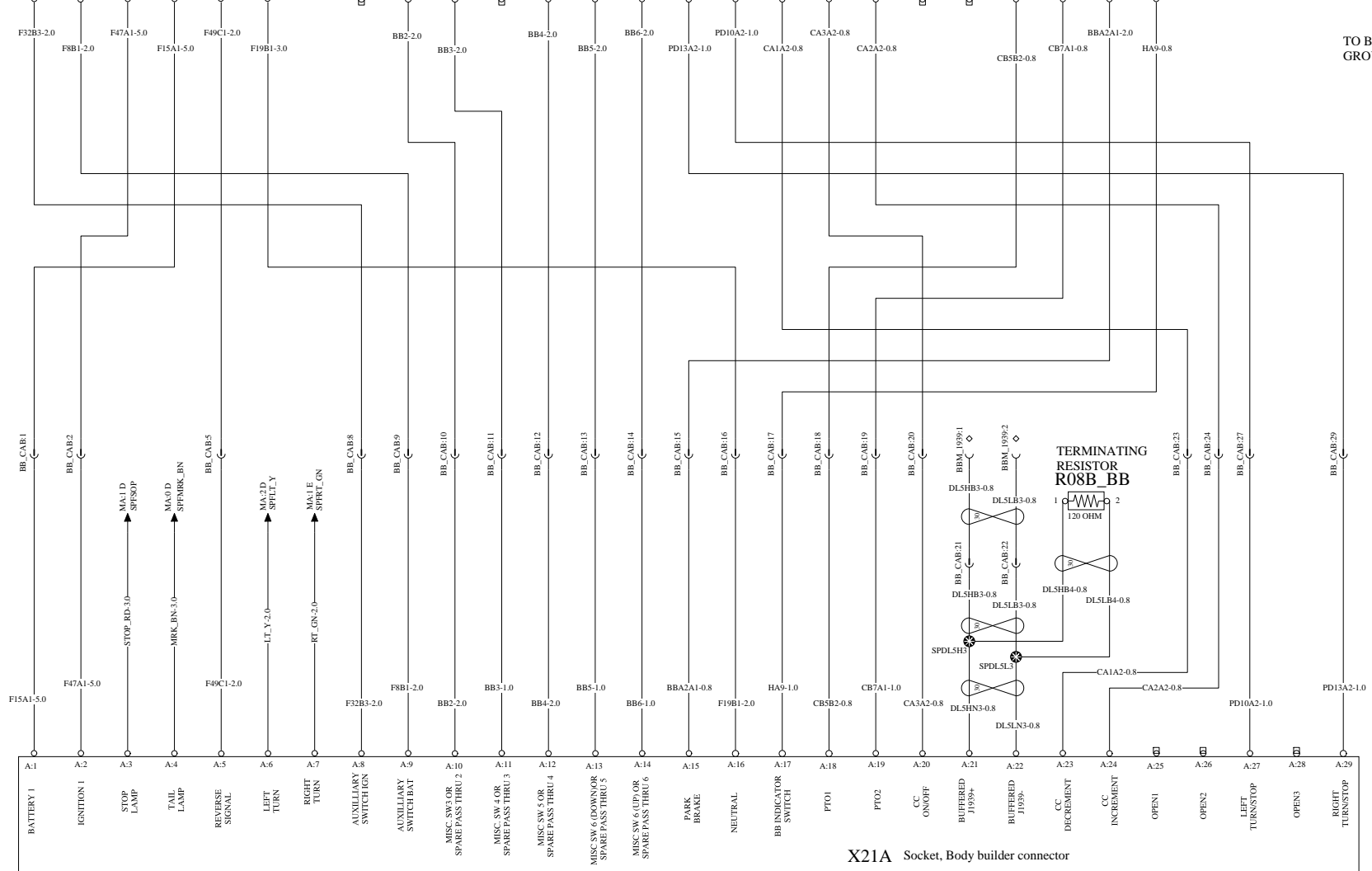
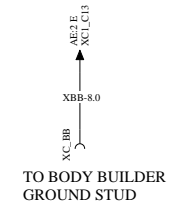
WIRING DIAGRAM: BI



X210A
AUX
CONNECTOR



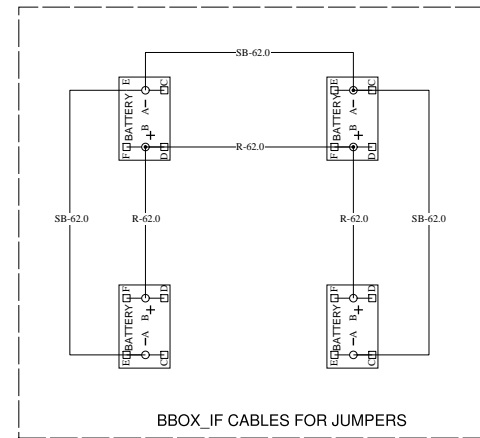
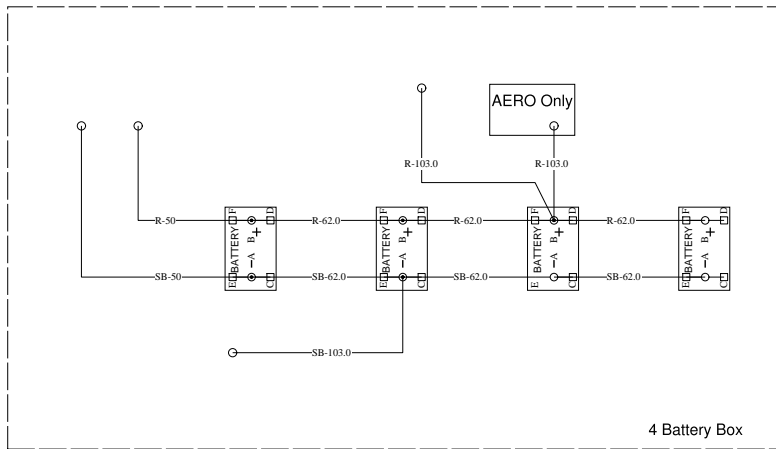
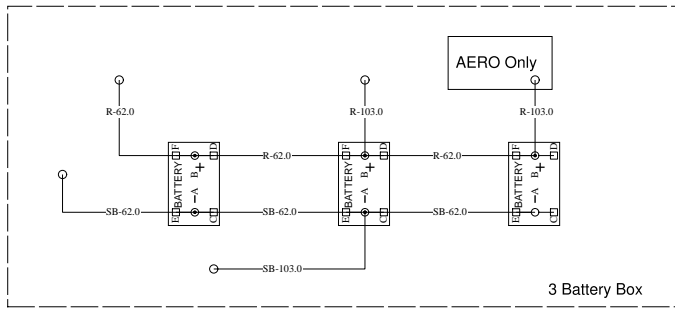
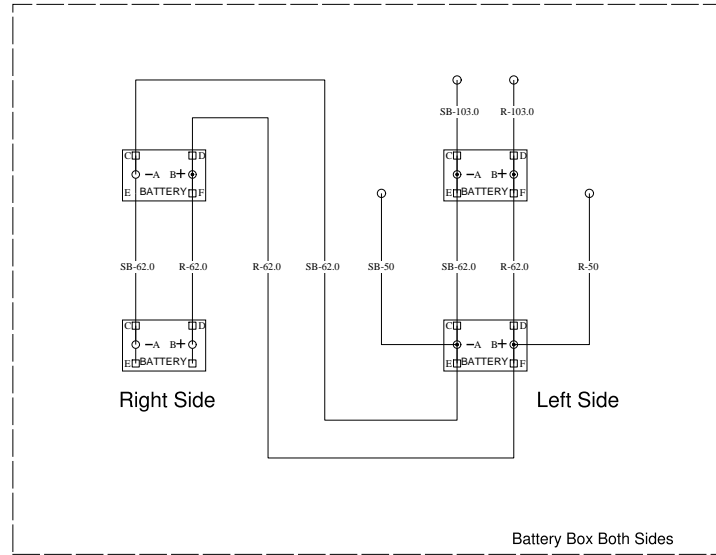
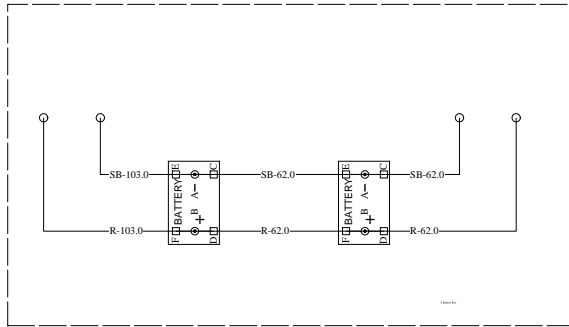
X216
CONNECTOR
BODYBUILDER
OVERLAY



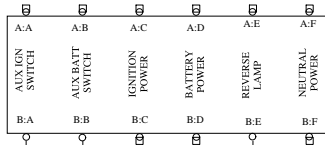
X21A Socket, Body builder connector

BATTERY BUSSING

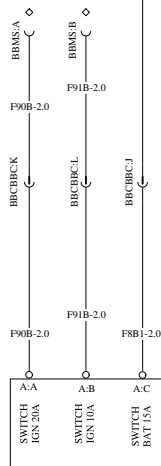
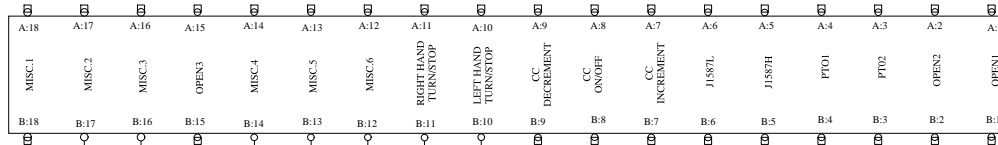
WIRING DIAGRAM: BL



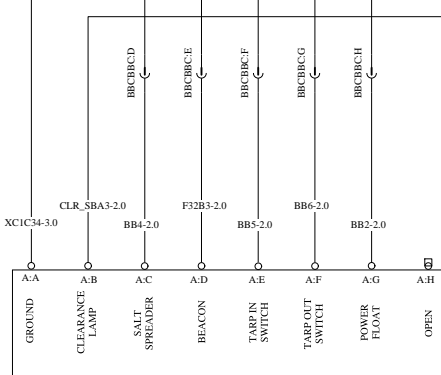
X210A
AUX
CONNECTOR



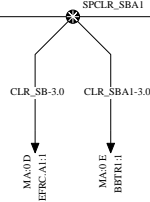
X216
CONNECTOR
BODYBUILDER
OVERLAY



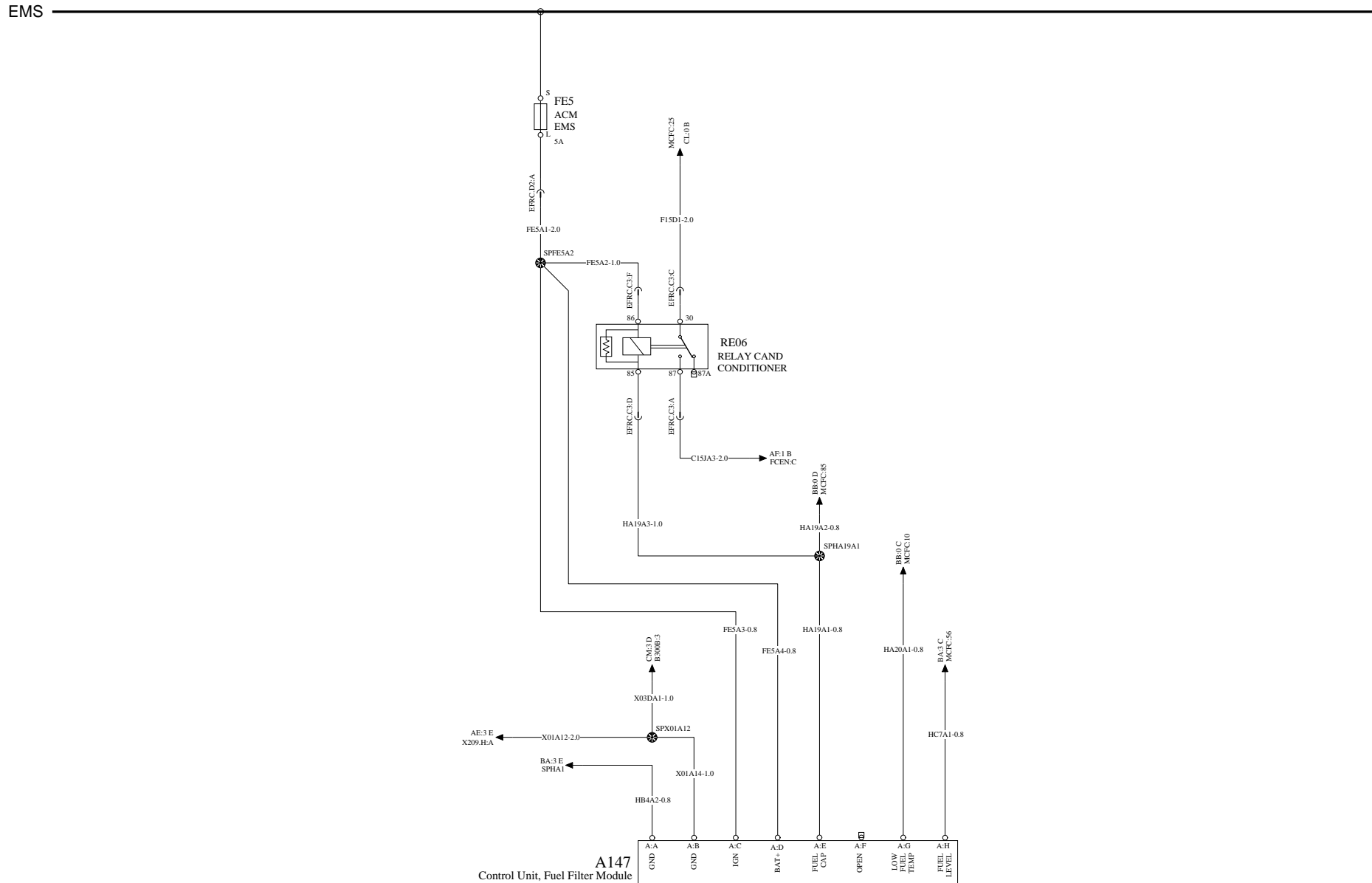
X21D
Socket, Body builder connector

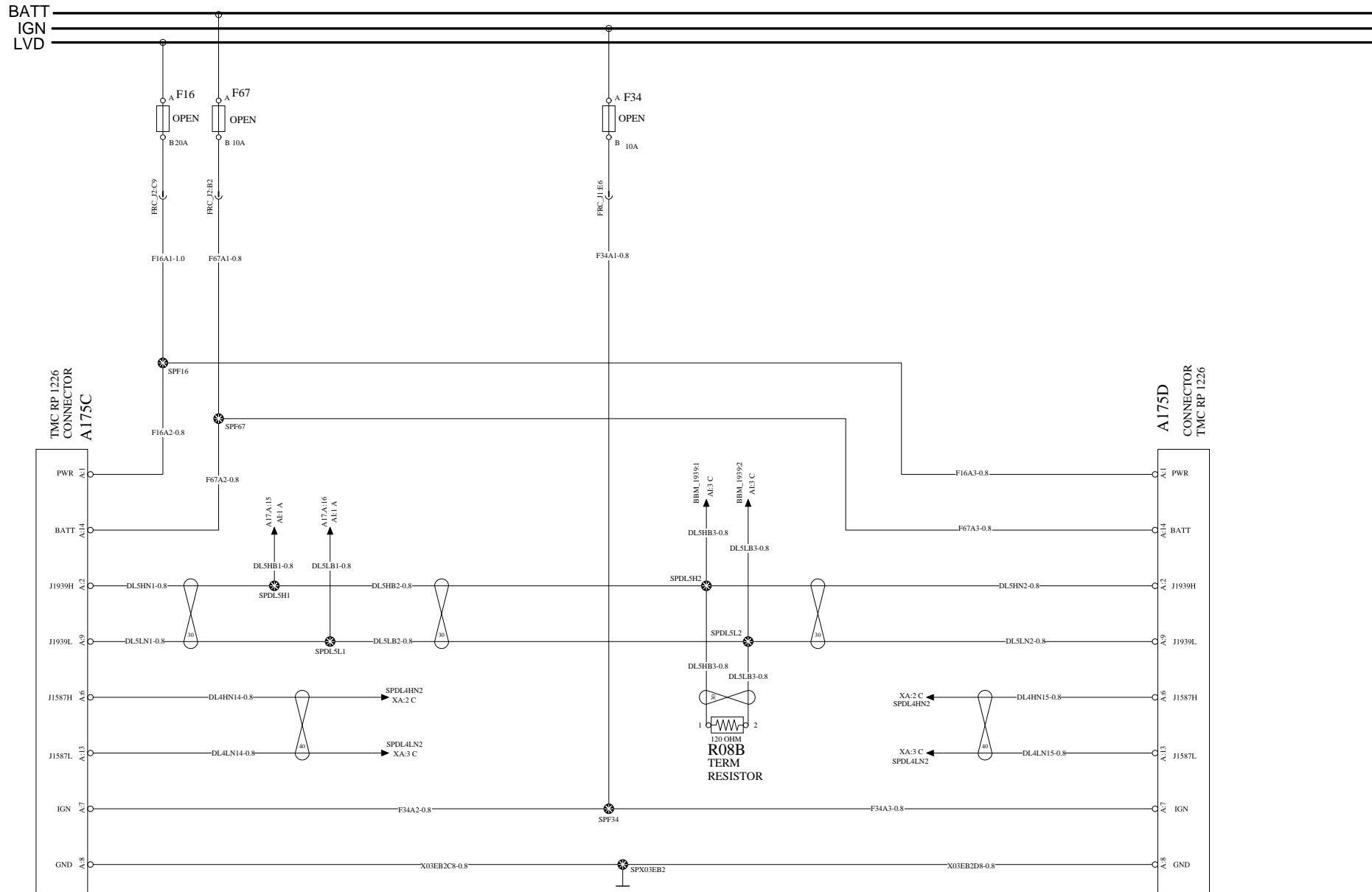


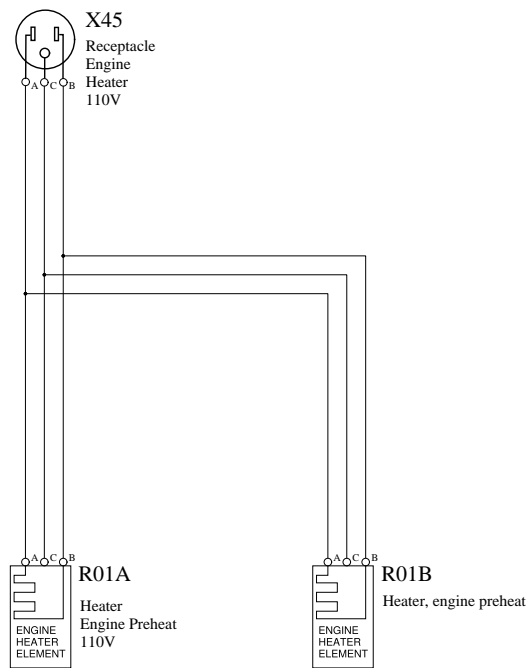

X21C
Socket, Body builder connector



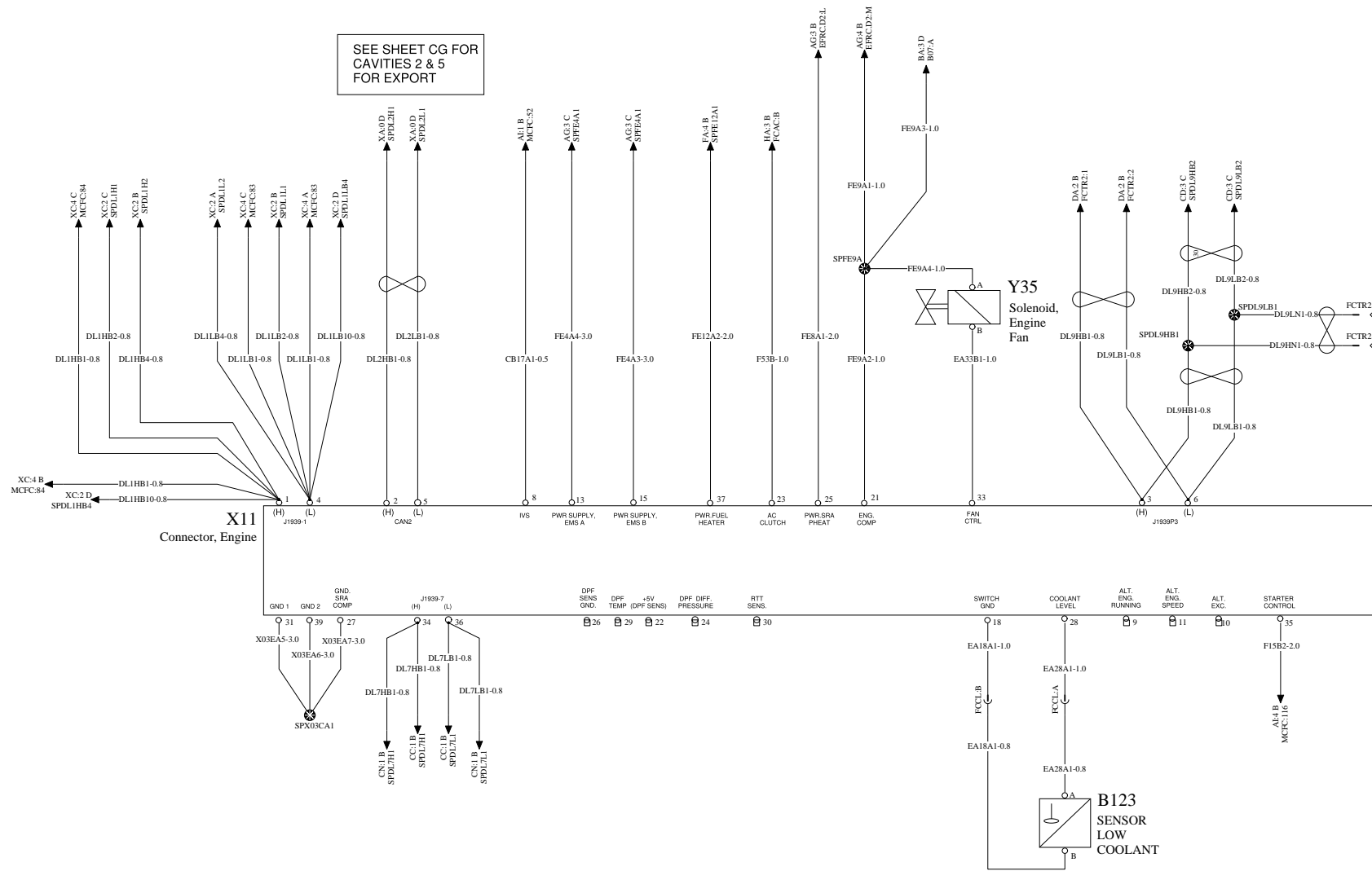
X21B
Socket, Body builder connector

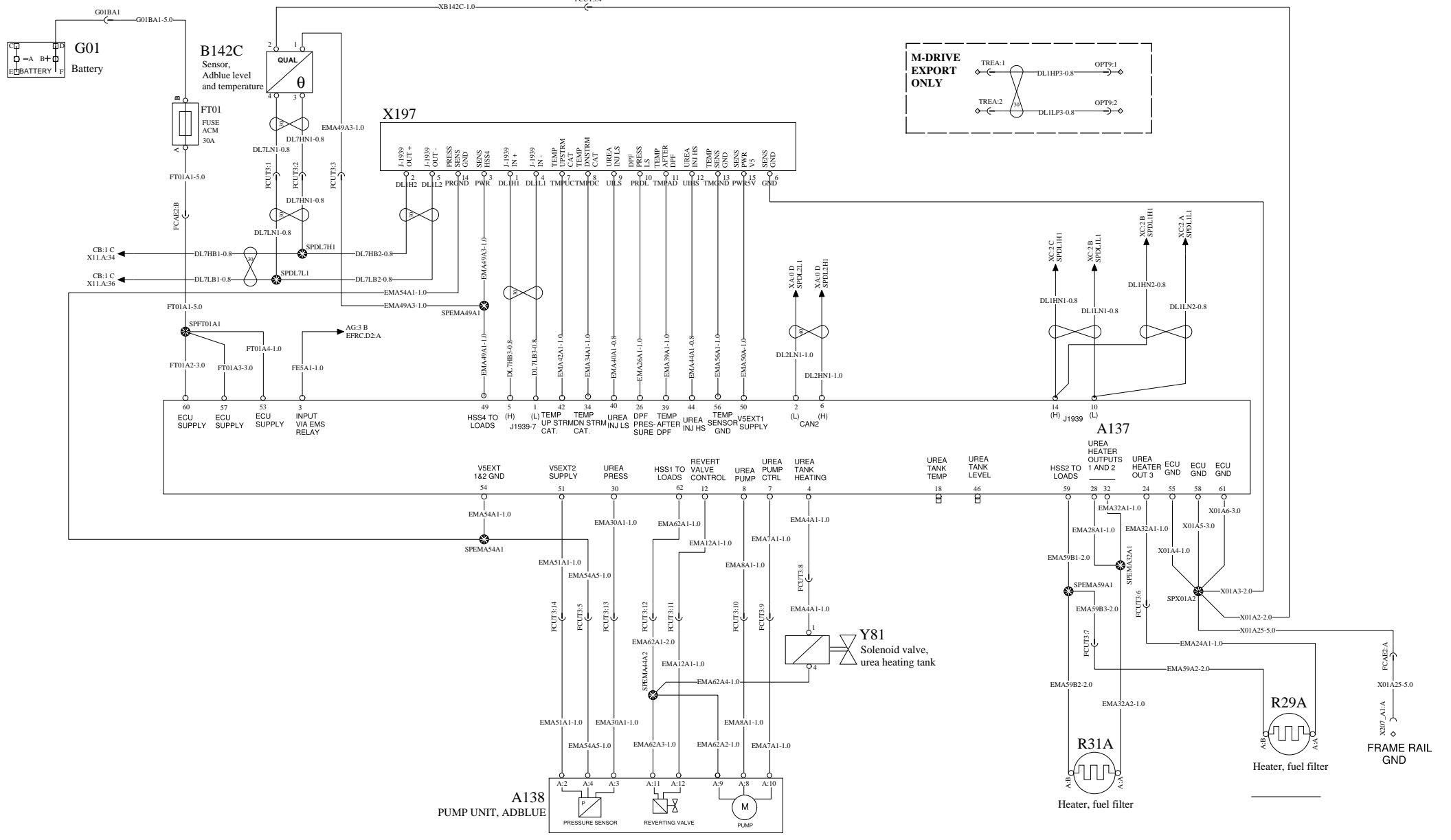


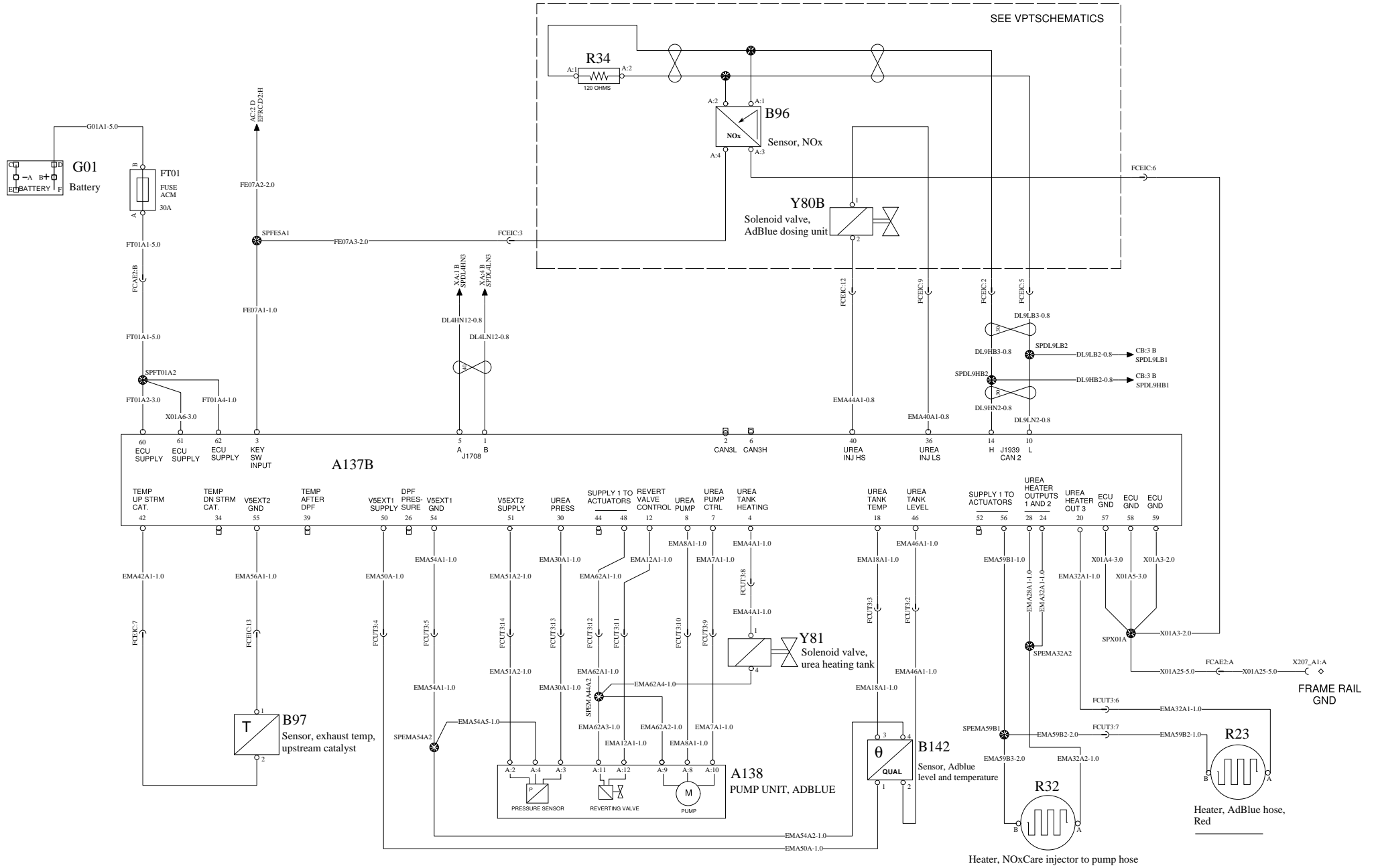




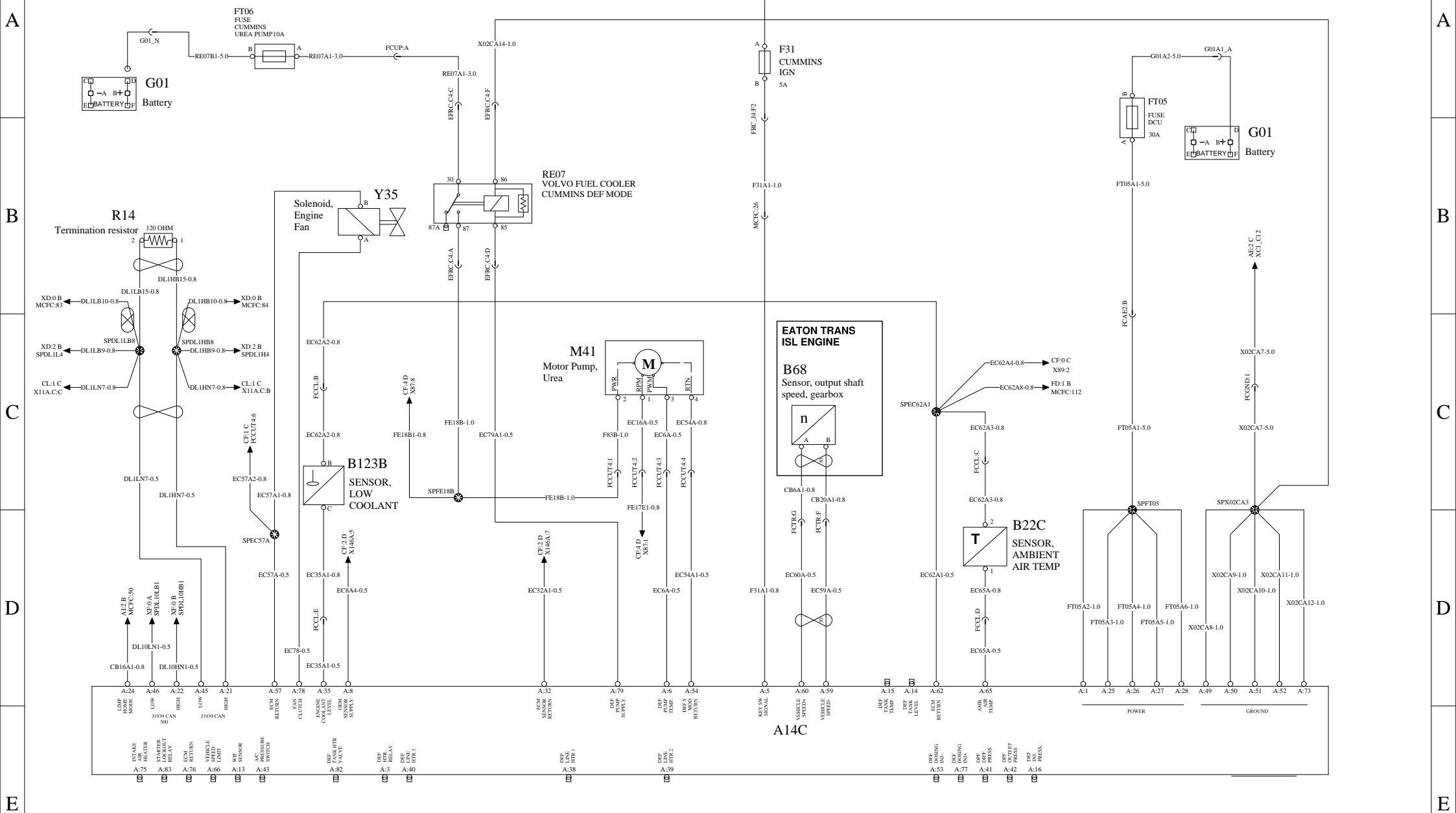
SEE SHEET CG FOR CAVITIES 2 & 5 FOR EXPORT







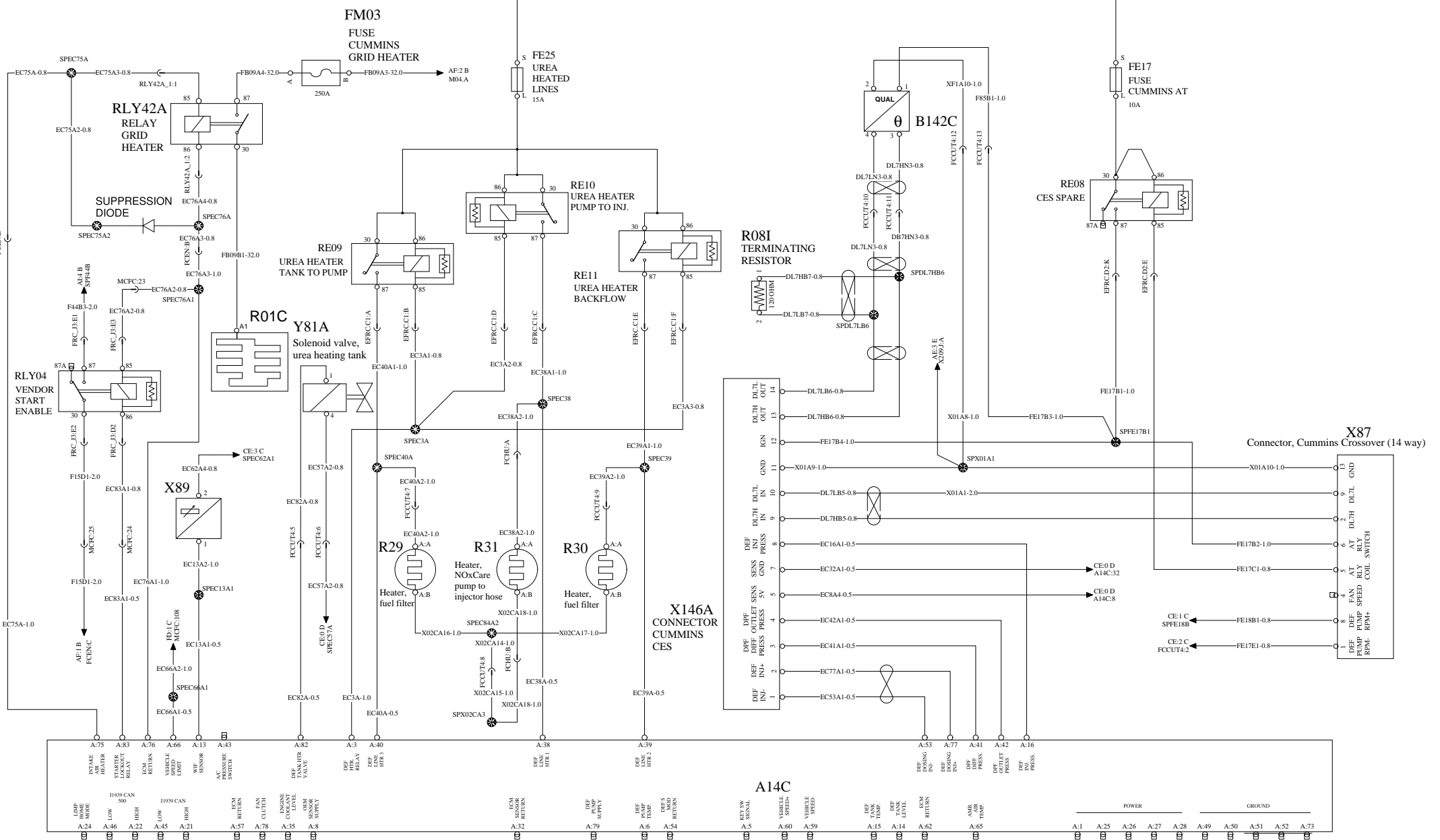
KEY _____



ENGINE CONTROL ISL US17 2/2

WIRING DIAGRAM: CF


BATT



Document title
PC 28 MACK SCHEMATIC

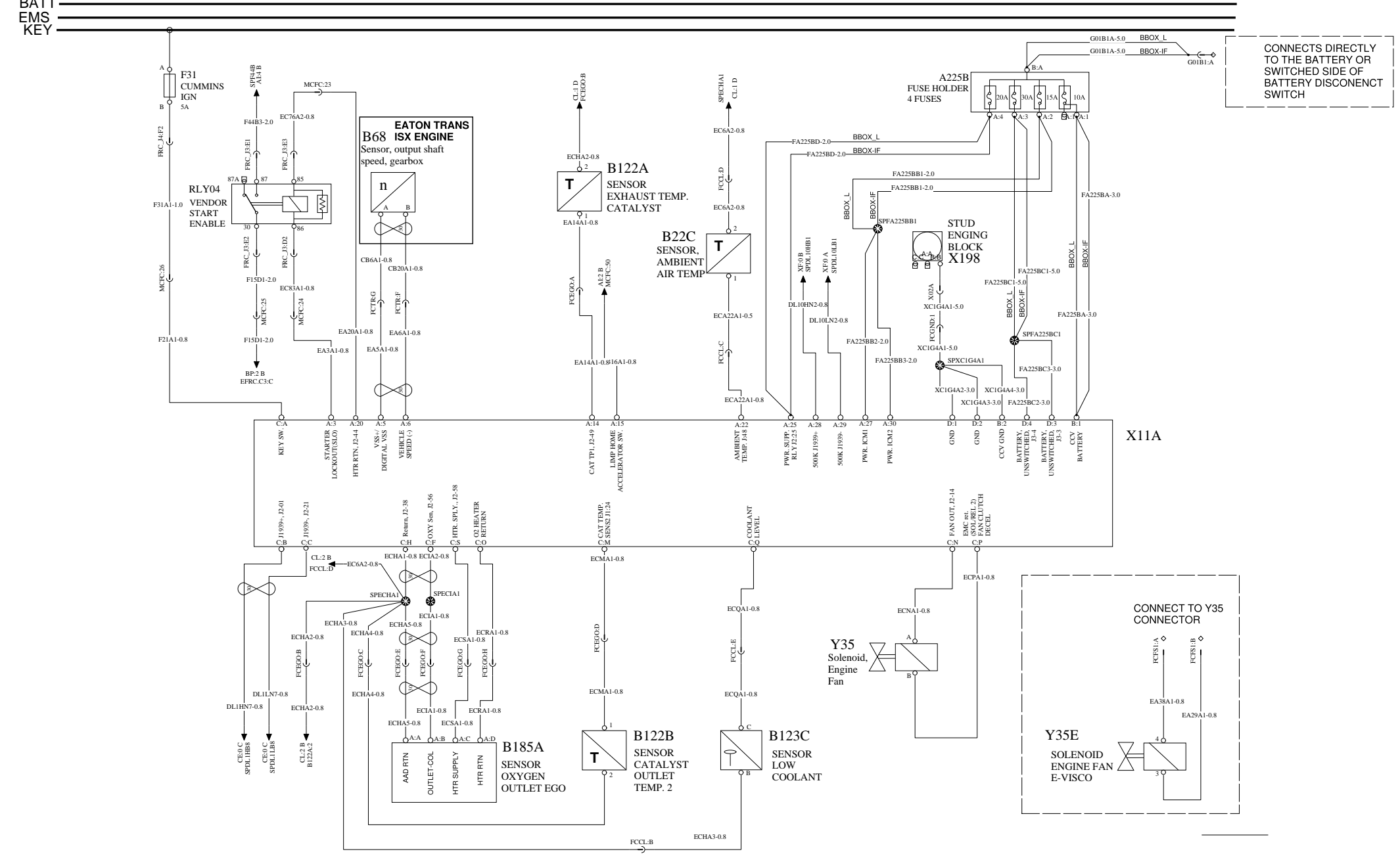
Document type
PRODUCT SCHEMATIC

Document No	Issue	Volume	Page
23086355	04	1 (2)	32 (108)



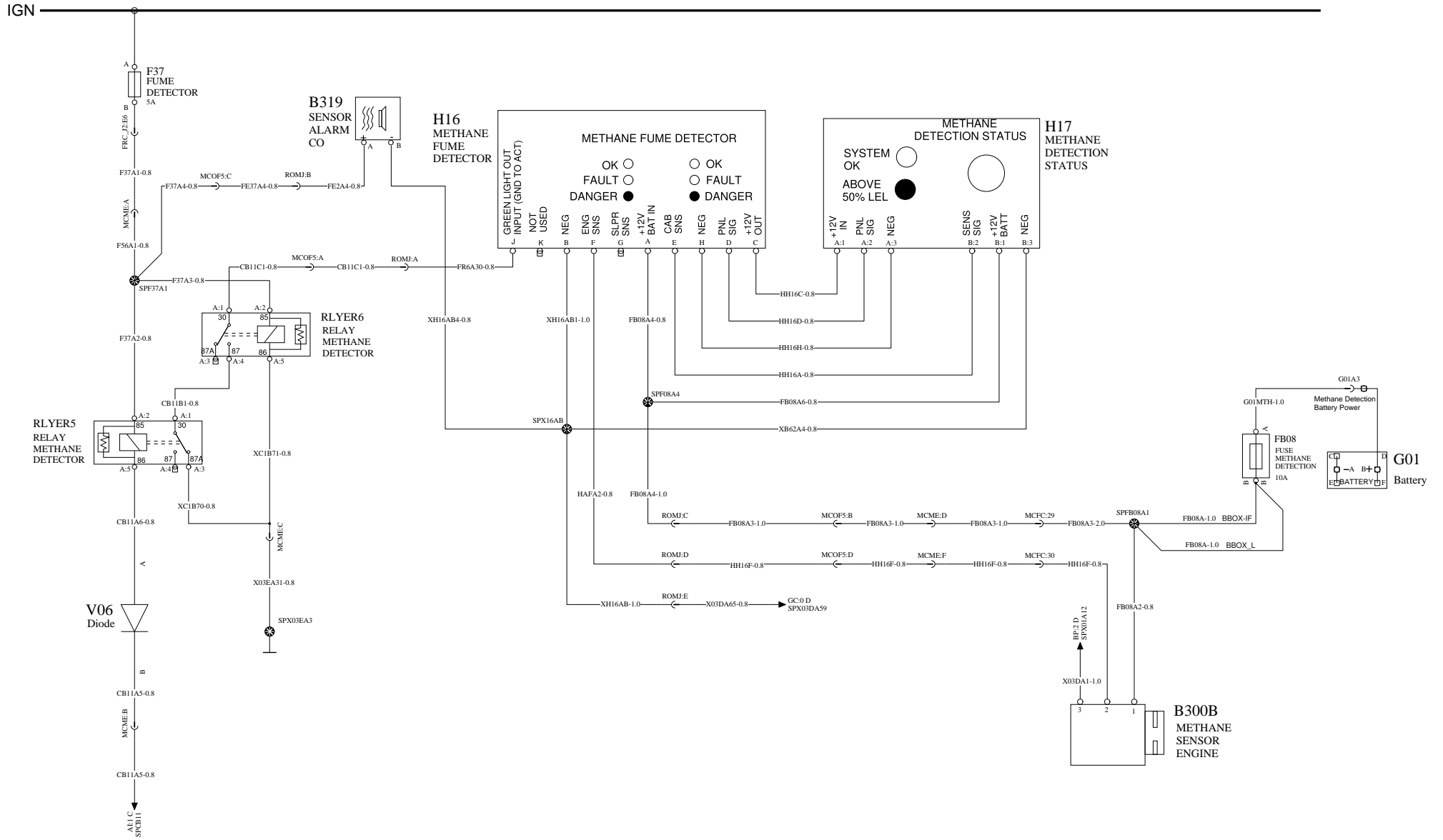
ENGINE CONTROL ISX-G

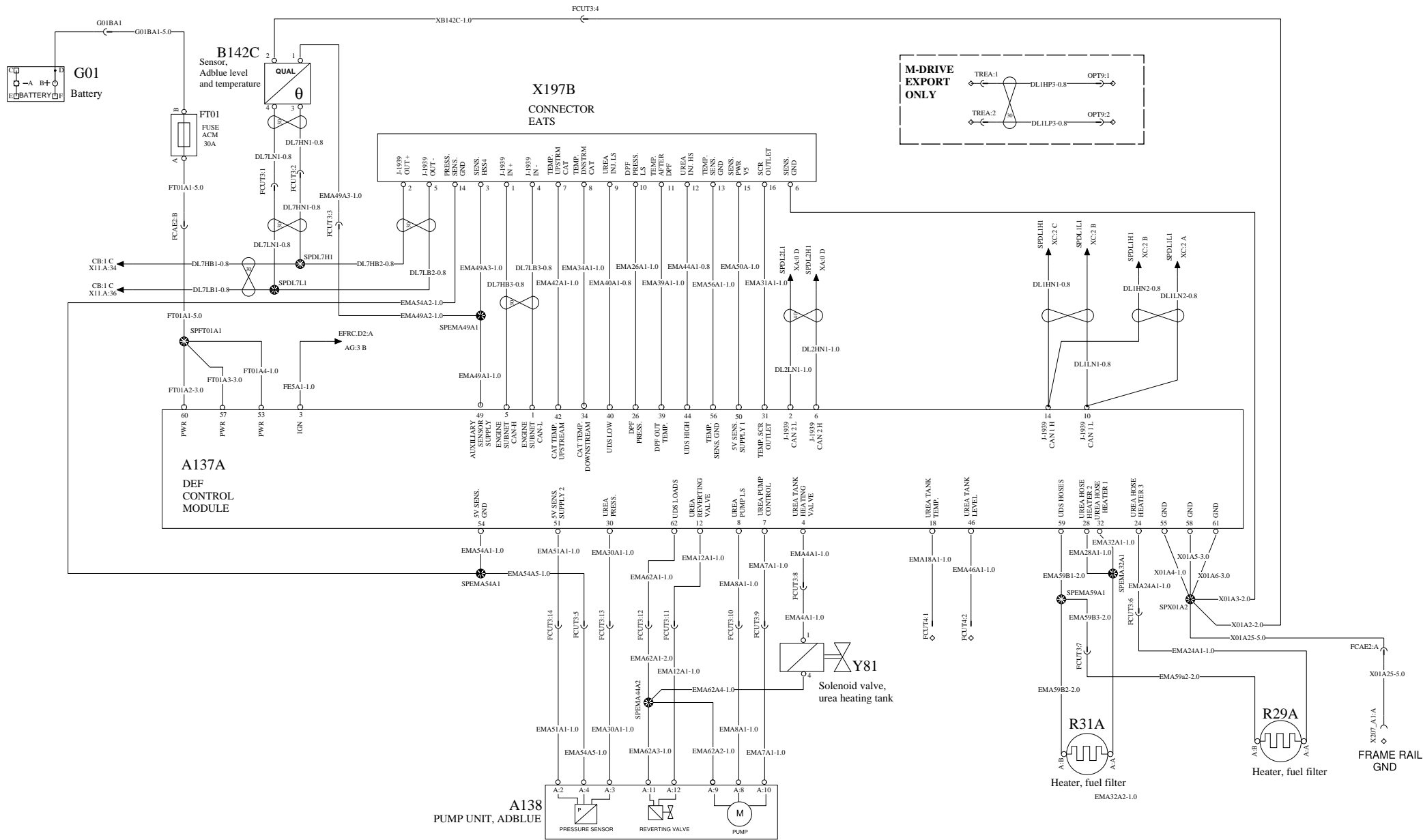
WIRING DIAGRAM: CL



METHANE DETECTION

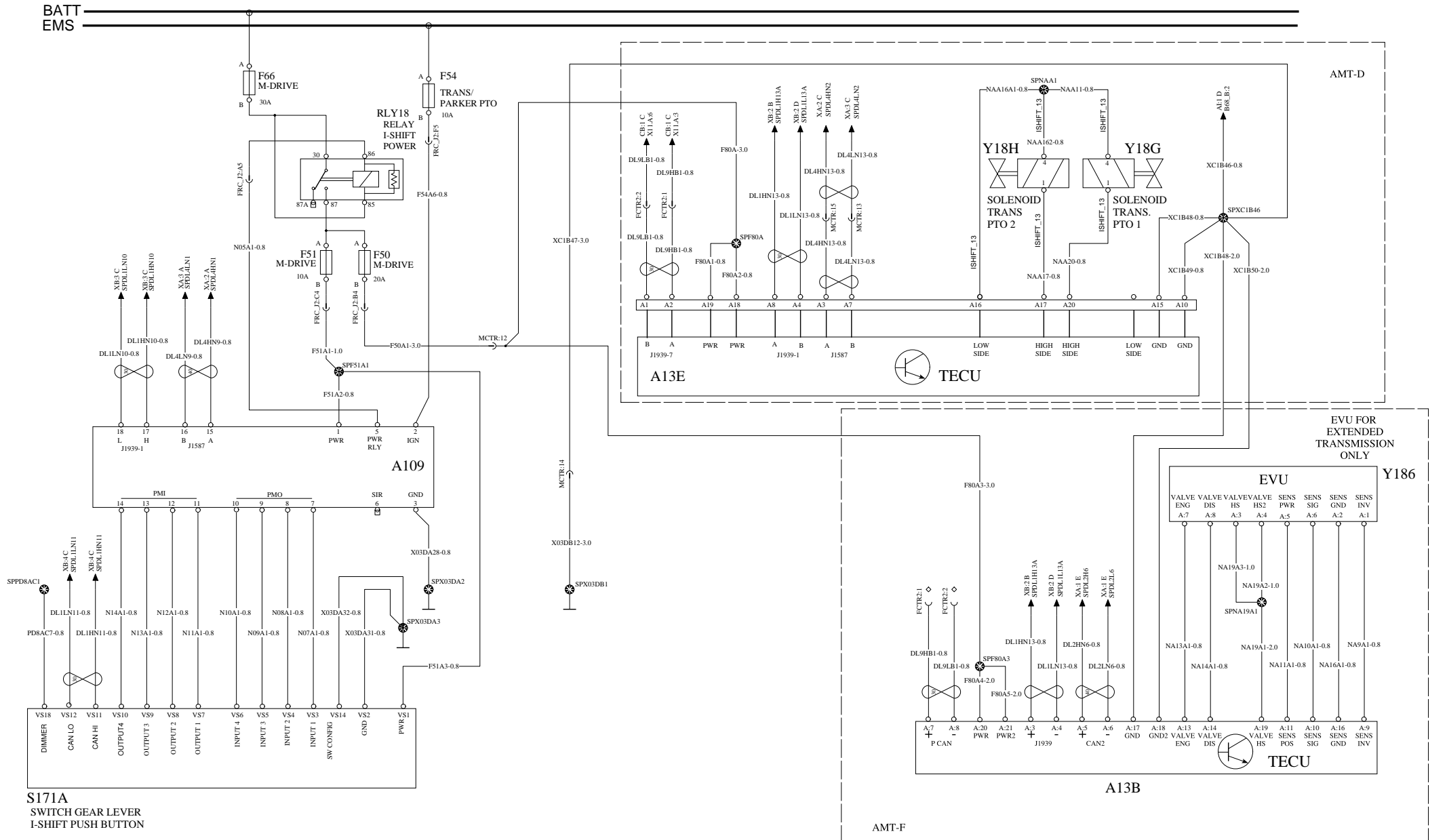
WIRING DIAGRAM: CM





TRANSMISSION MDRIVE

WIRING DIAGRAM: DA



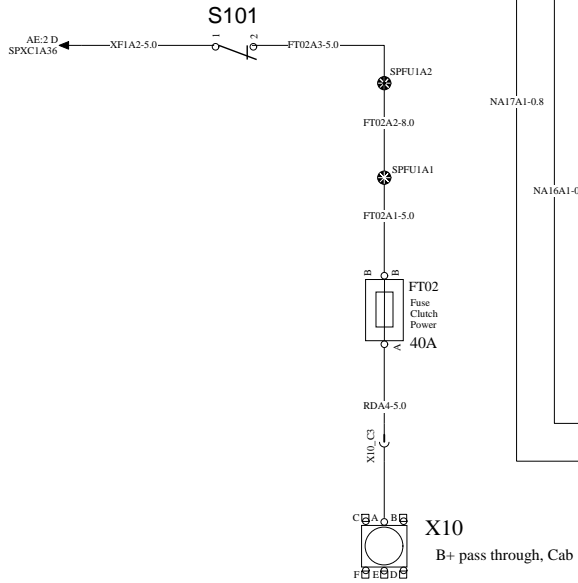
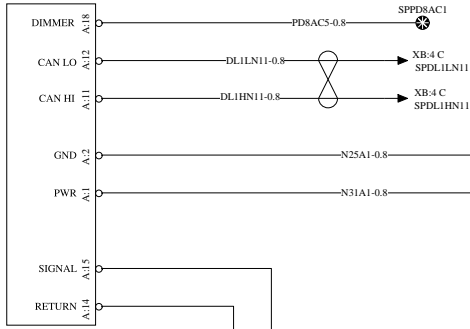
S171A SWITCH GEAR LEVER I-SHIFT PUSH BUTTON

TRANSMISSION CONTROL - ULTRASHIFT

WIRING DIAGRAM: DB

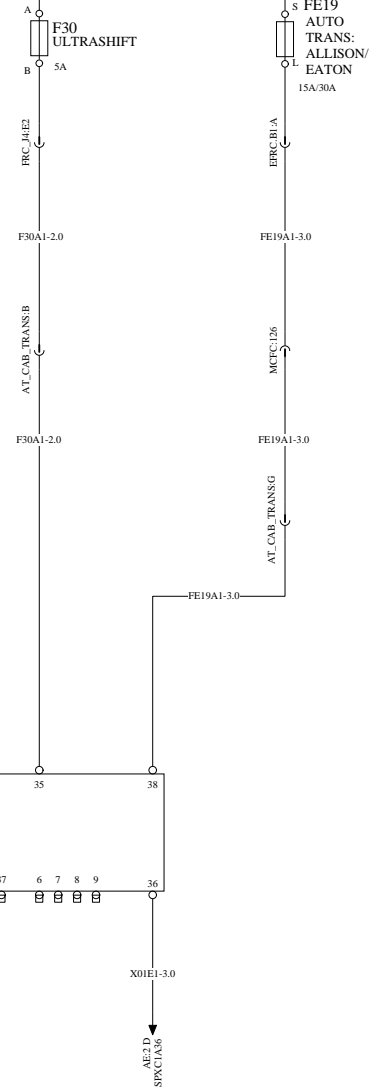
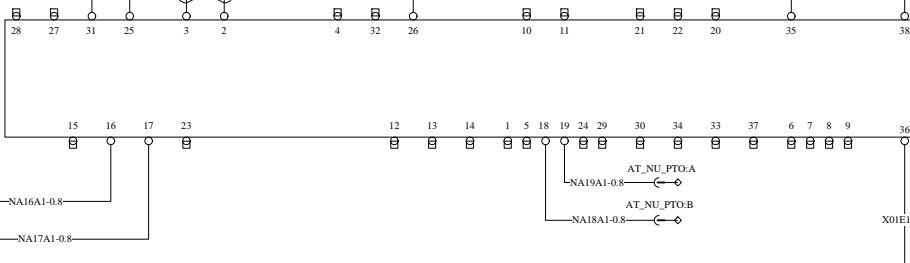
BATT
KEY

A70A
PUSH BUTTON
SHIFT CONTROL

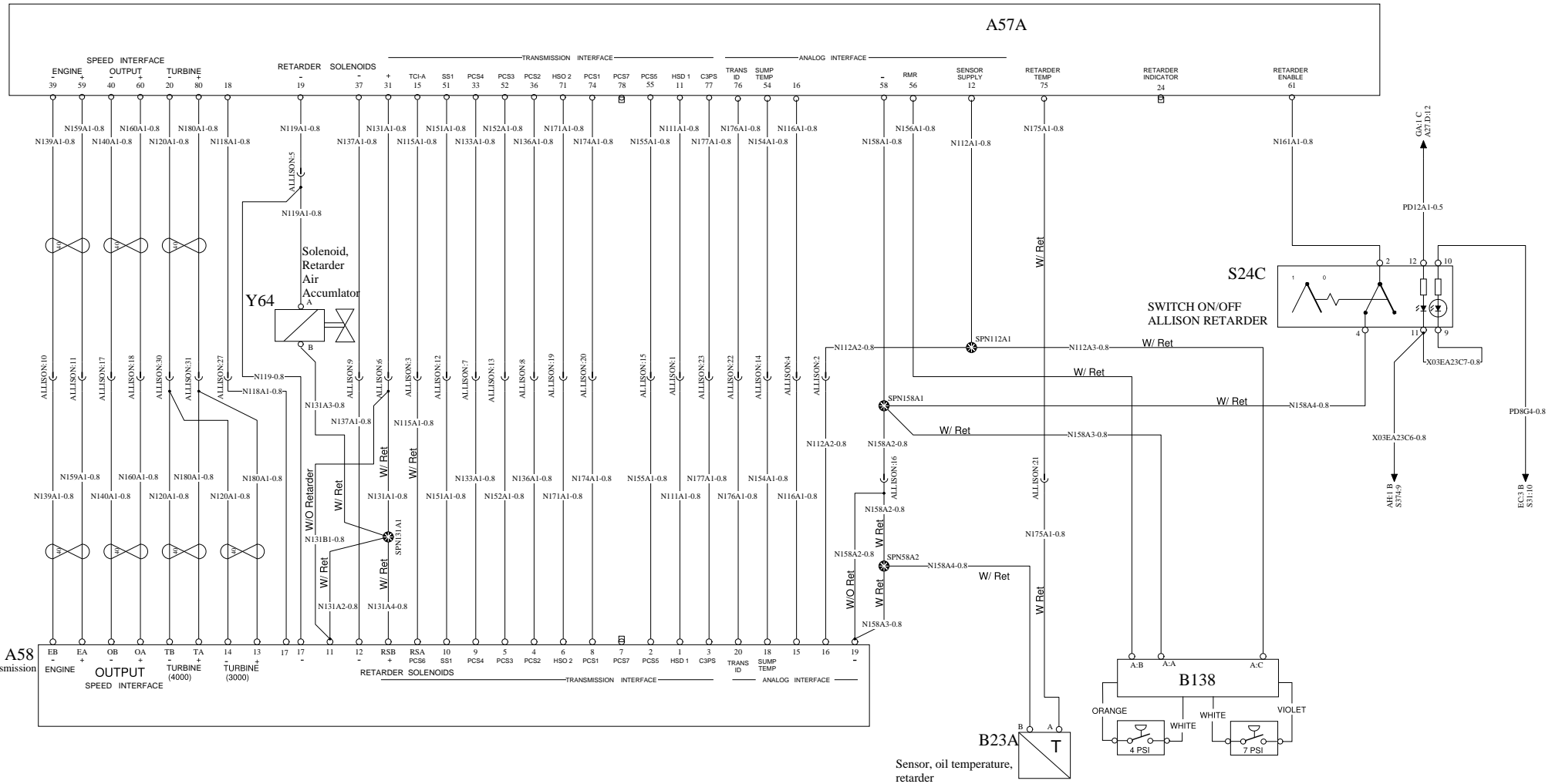


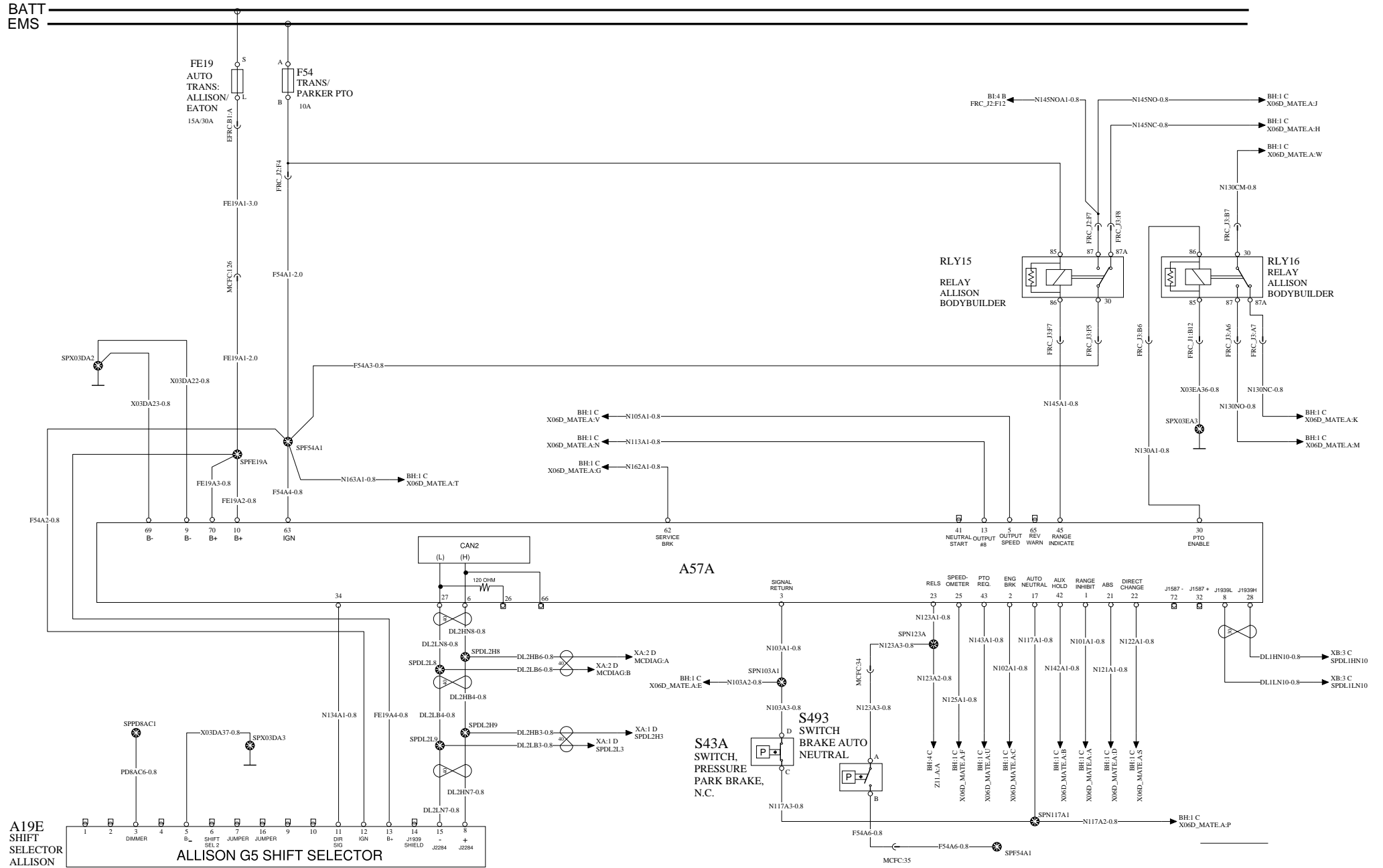
A55A

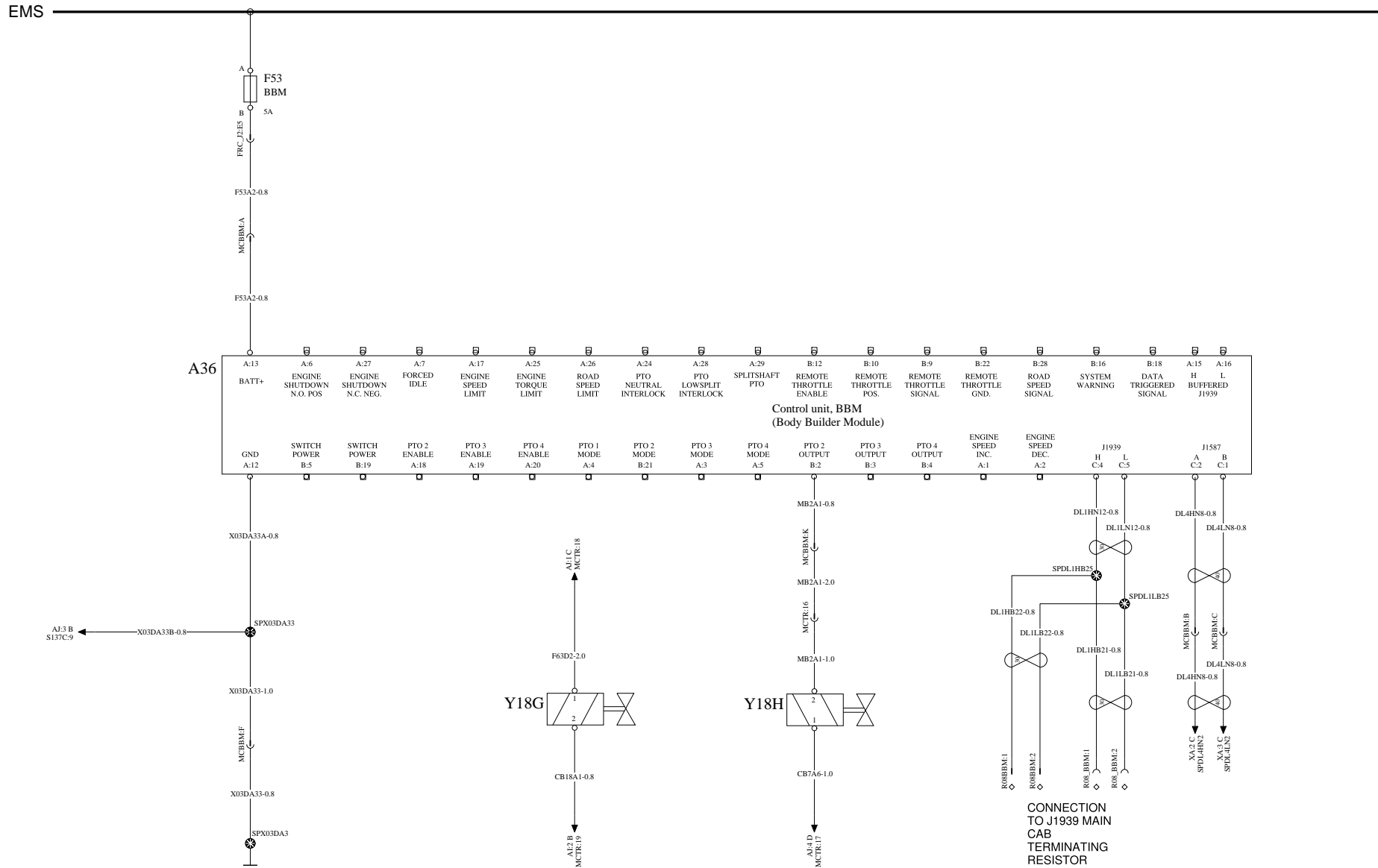
CONTROL UNIT
TRANSMISSION,
AUTOSHIFT GEN III

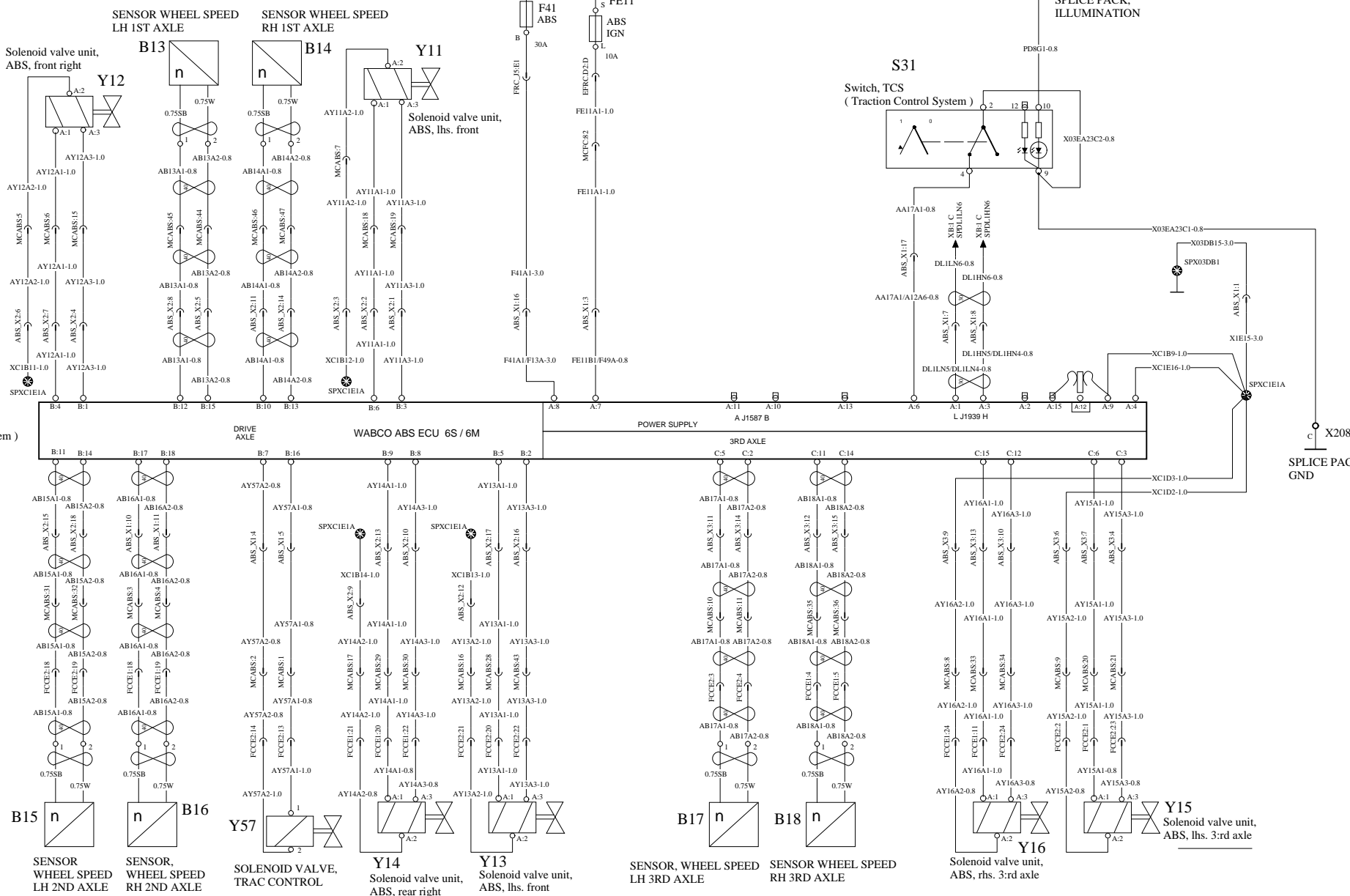
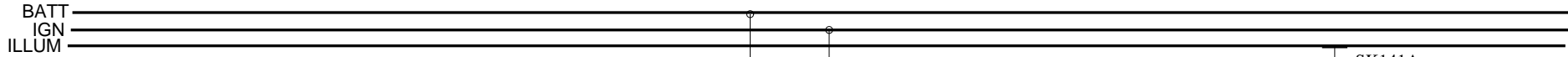


Document title PC 28 MACK SCHEMATIC	Document No 23086355	Issue 04	Volume 1 (2)	Page 38 (108)
Document type PRODUCT SCHEMATIC				

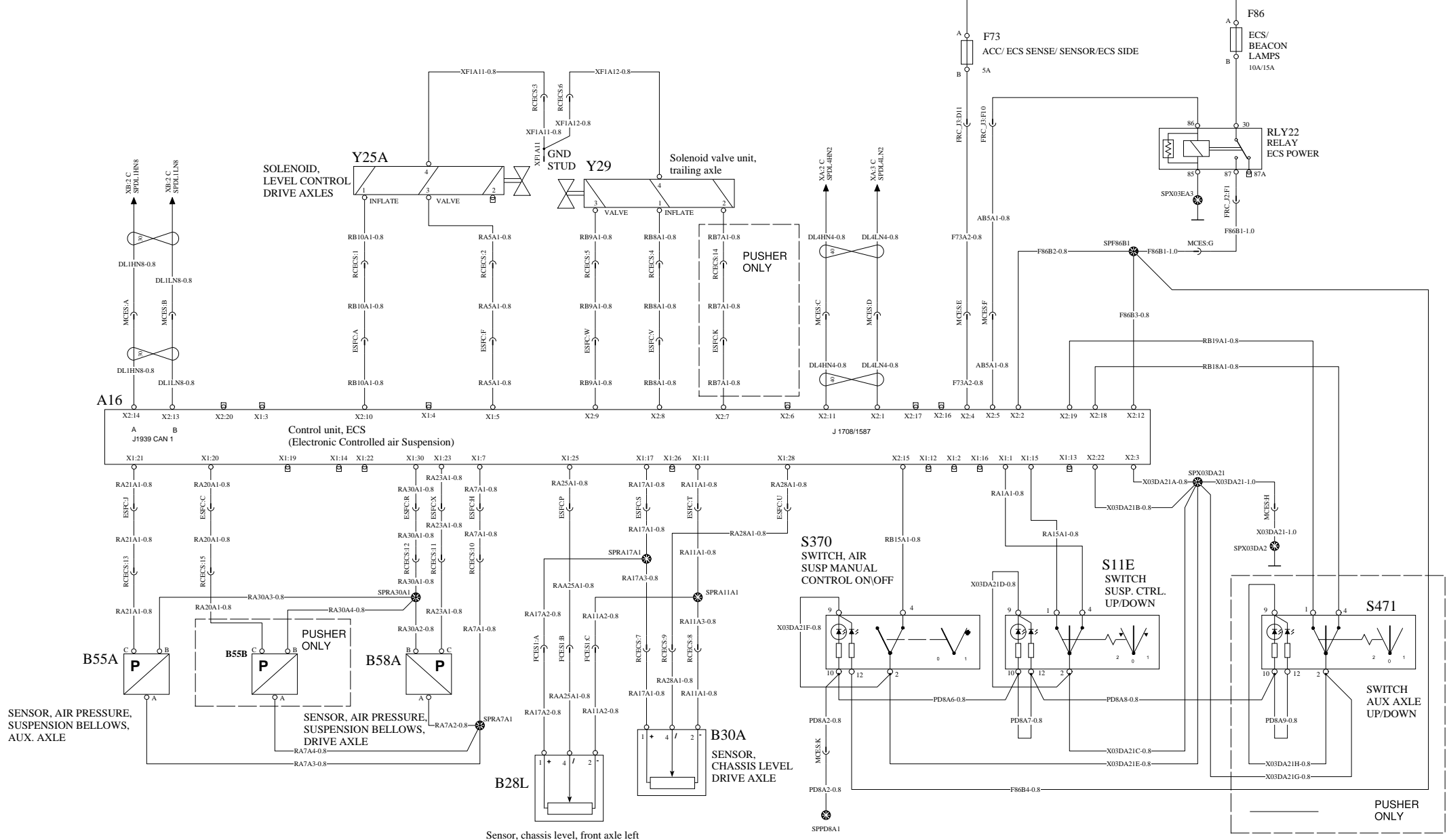








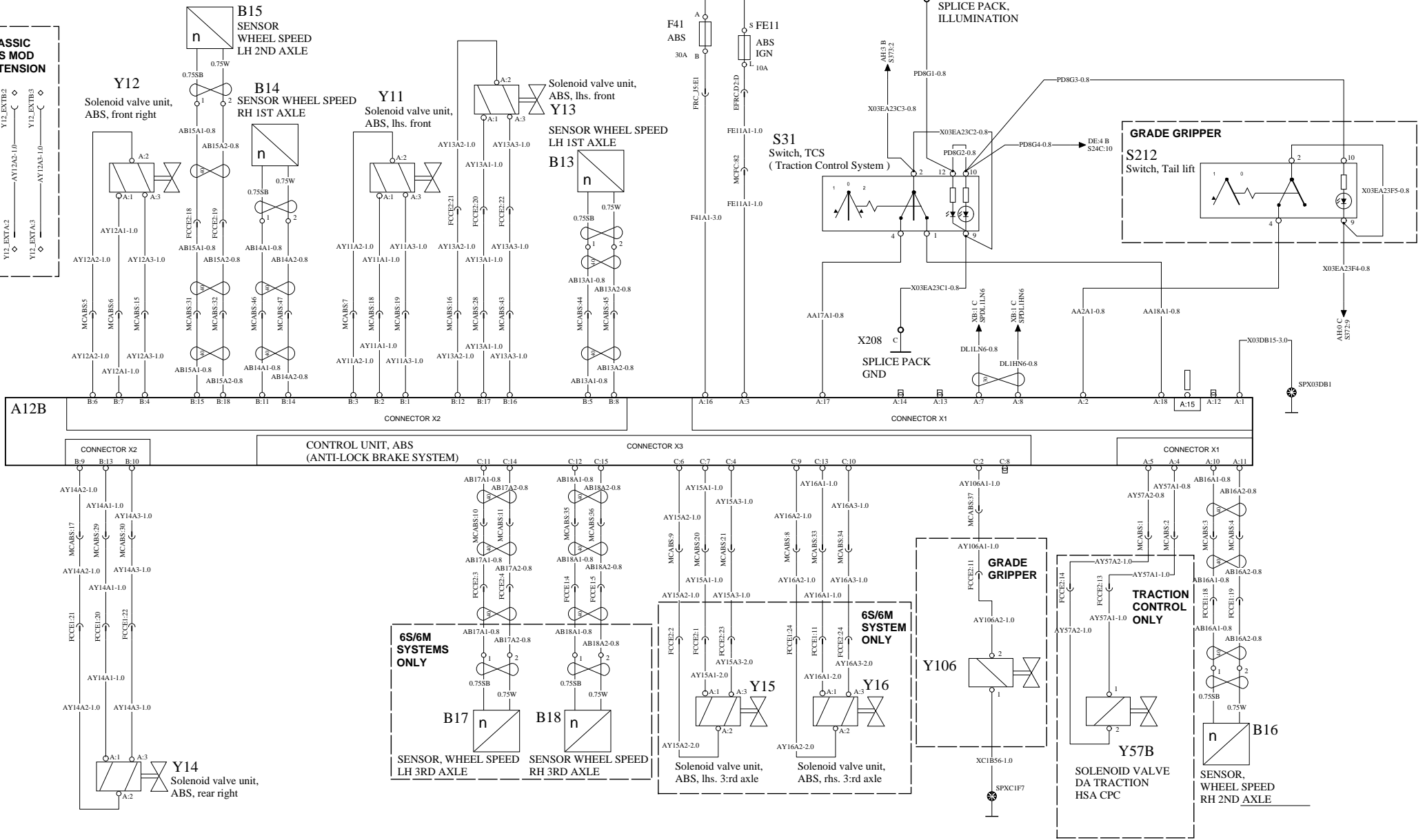
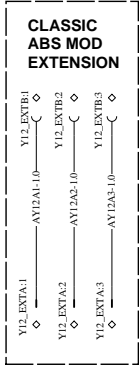
BATT
IGN

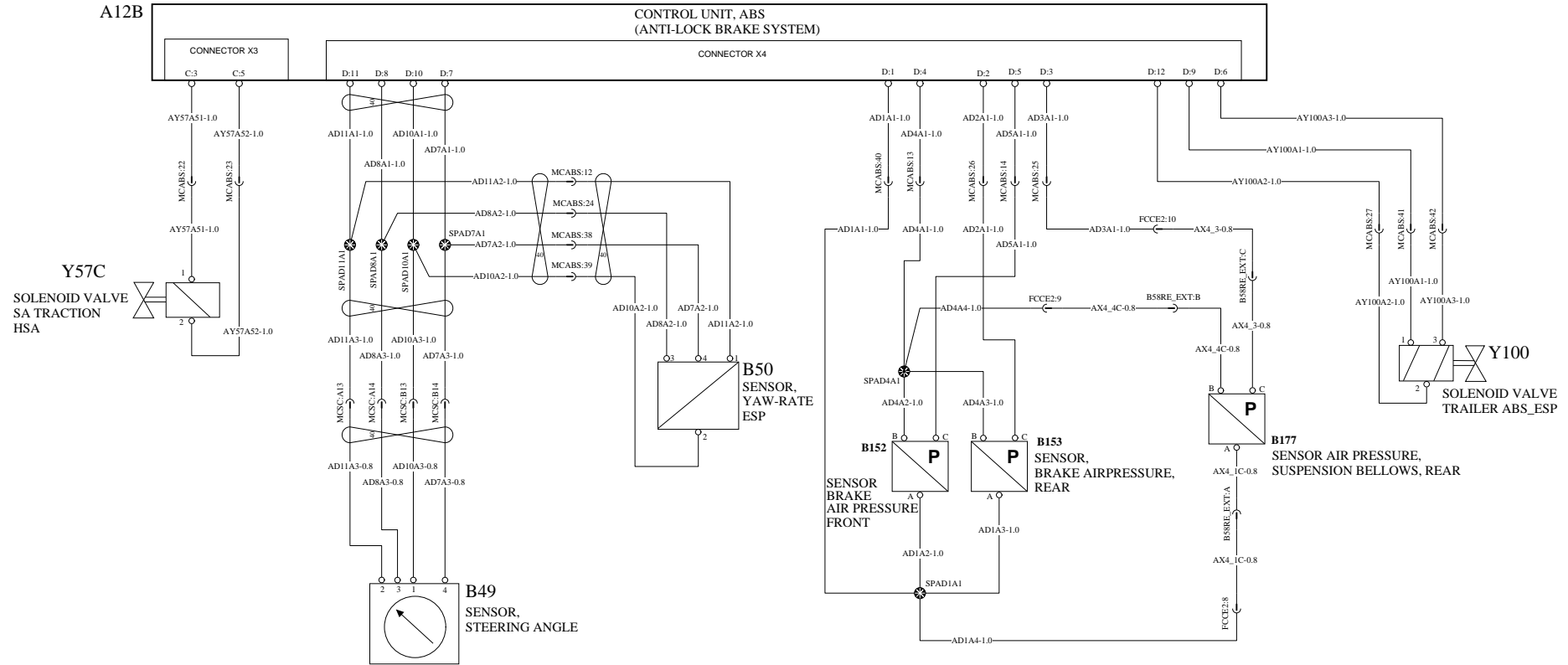


ABS CONTROL BENDIX

WIRING DIAGRAM: EC

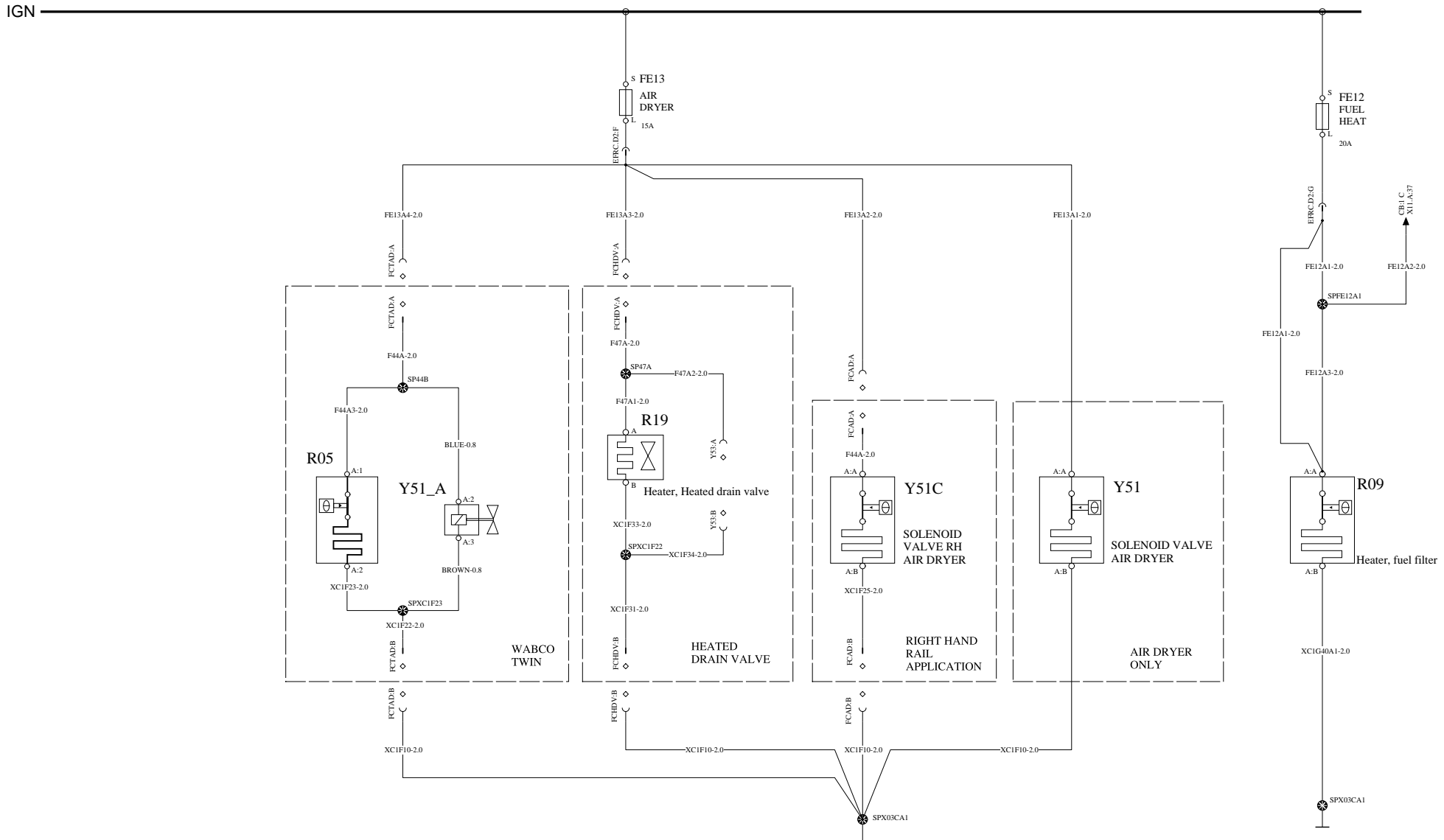
BATT
IGN
ILLUM

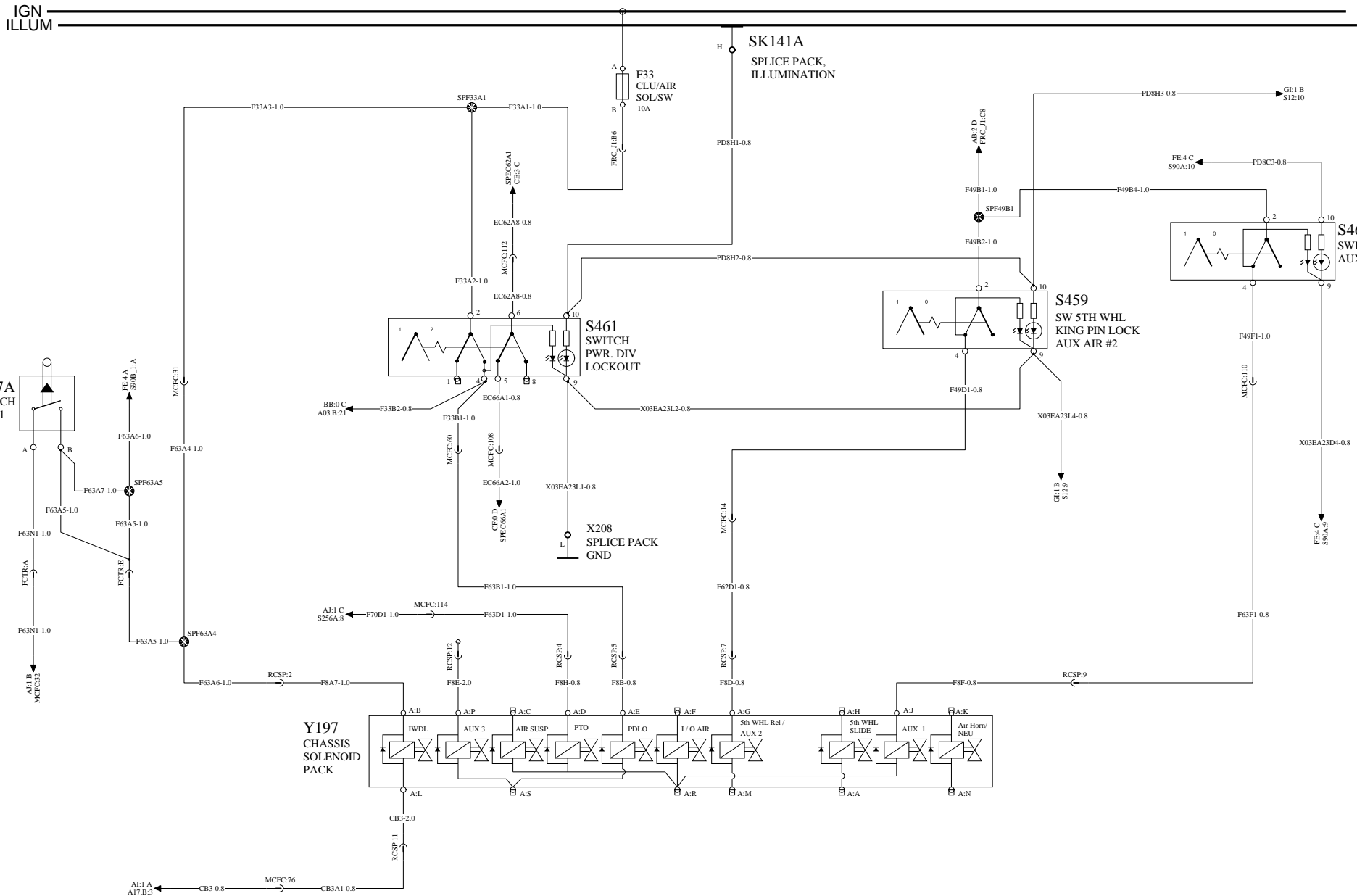


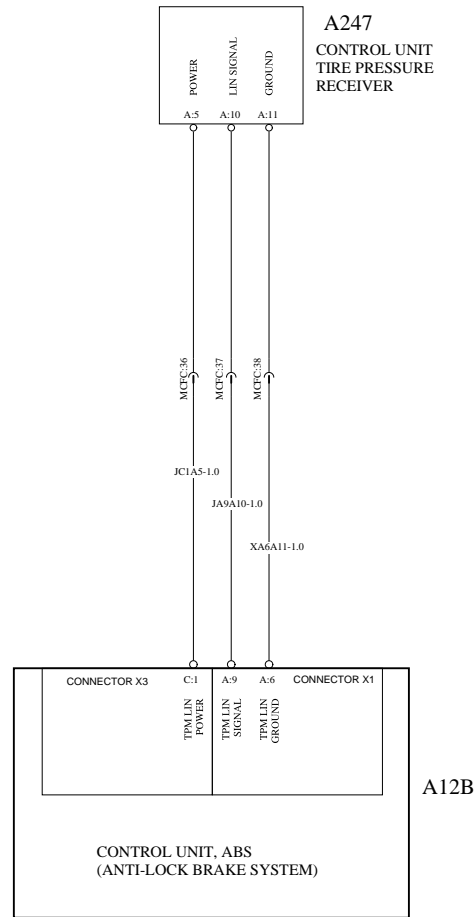


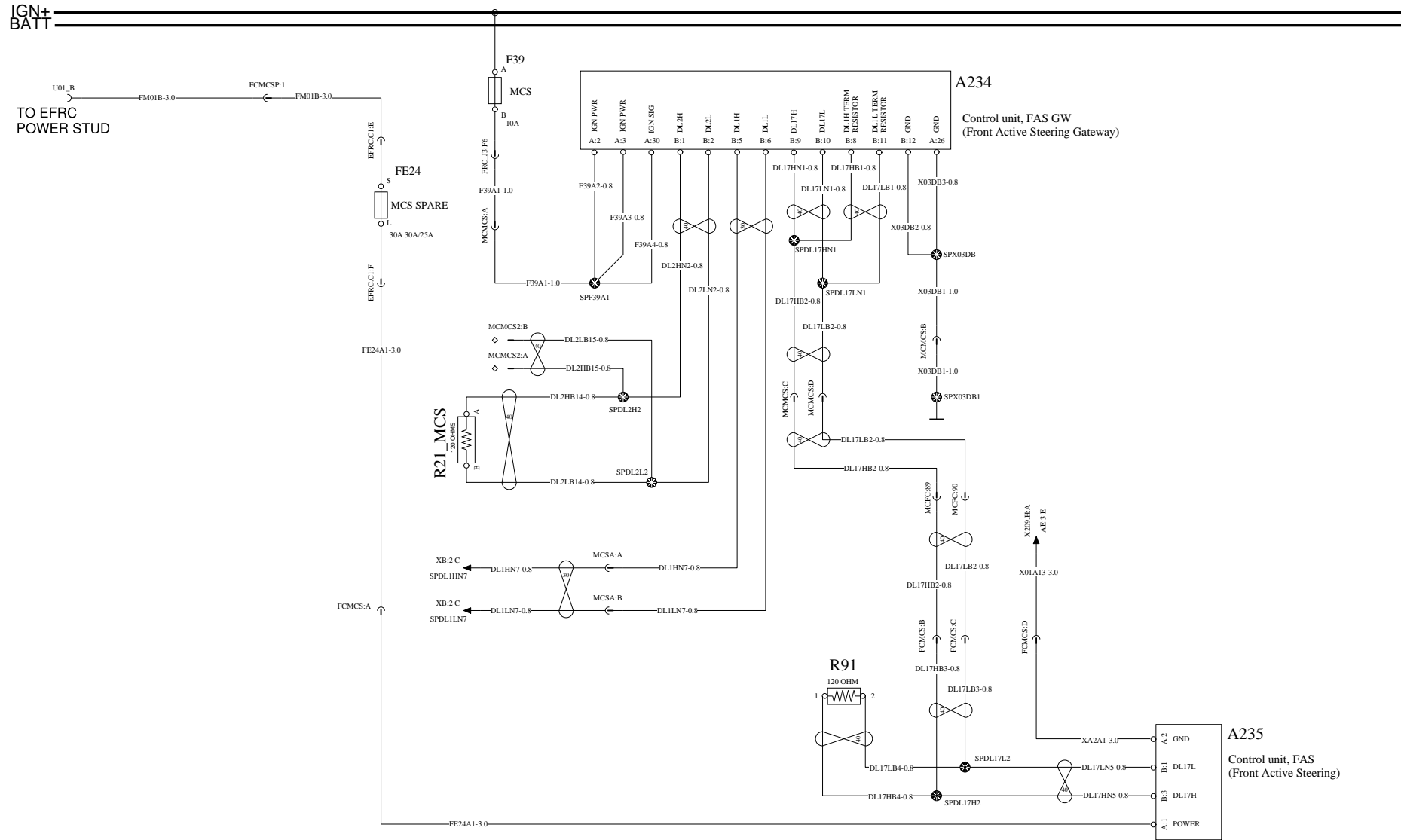
AIR DRYER/HEATED DRAIN VALVE

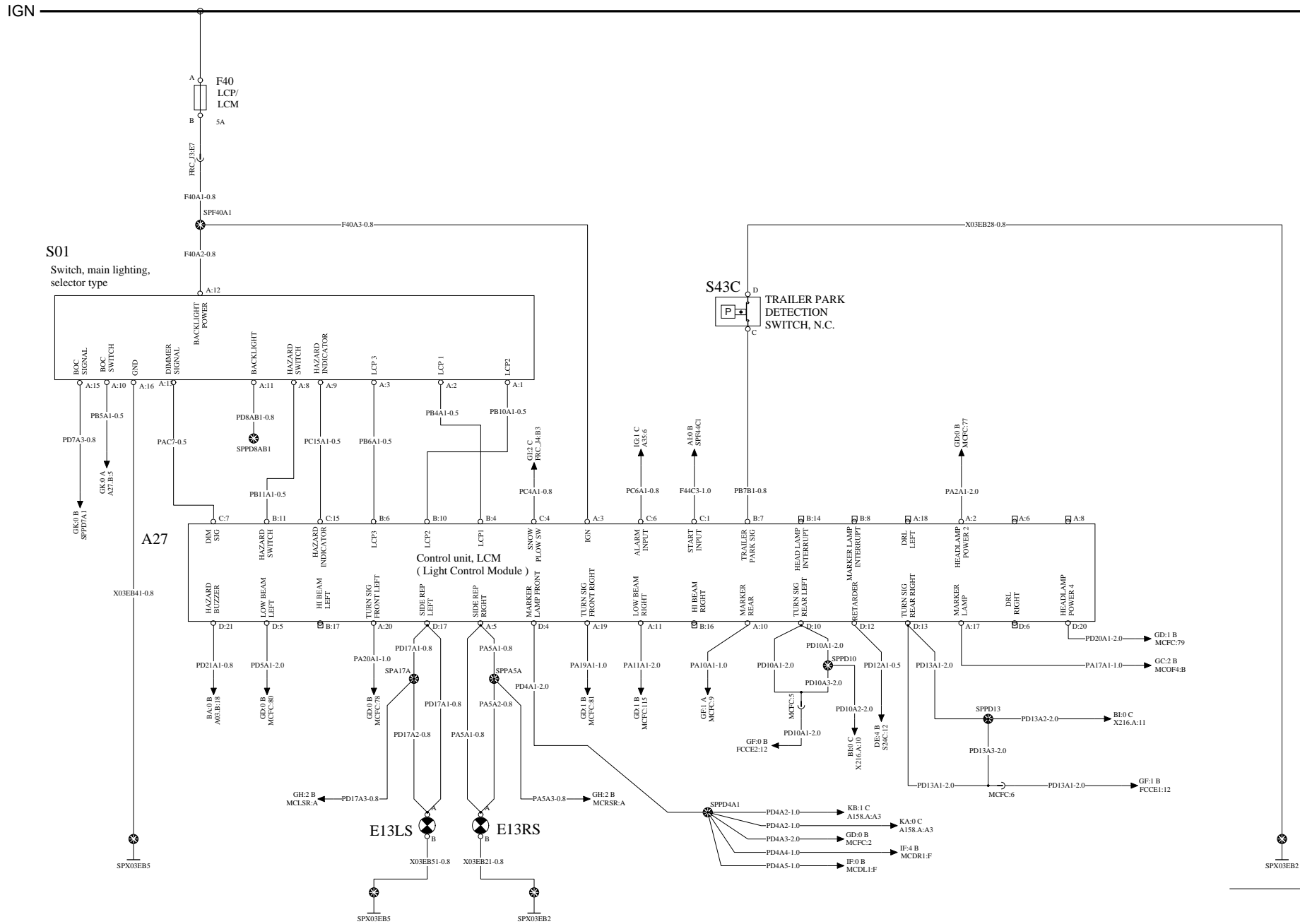
WIRING DIAGRAM: FA

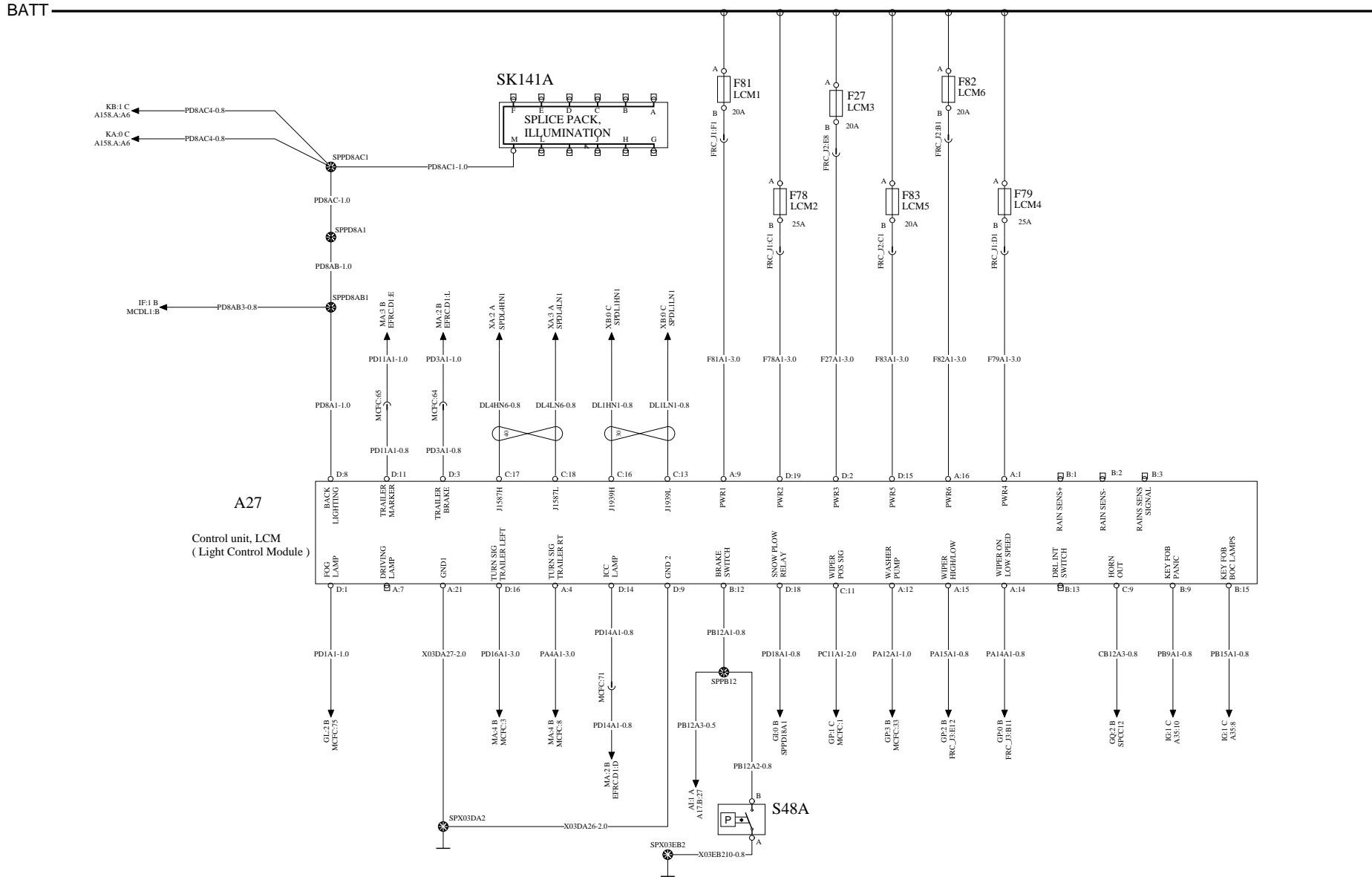


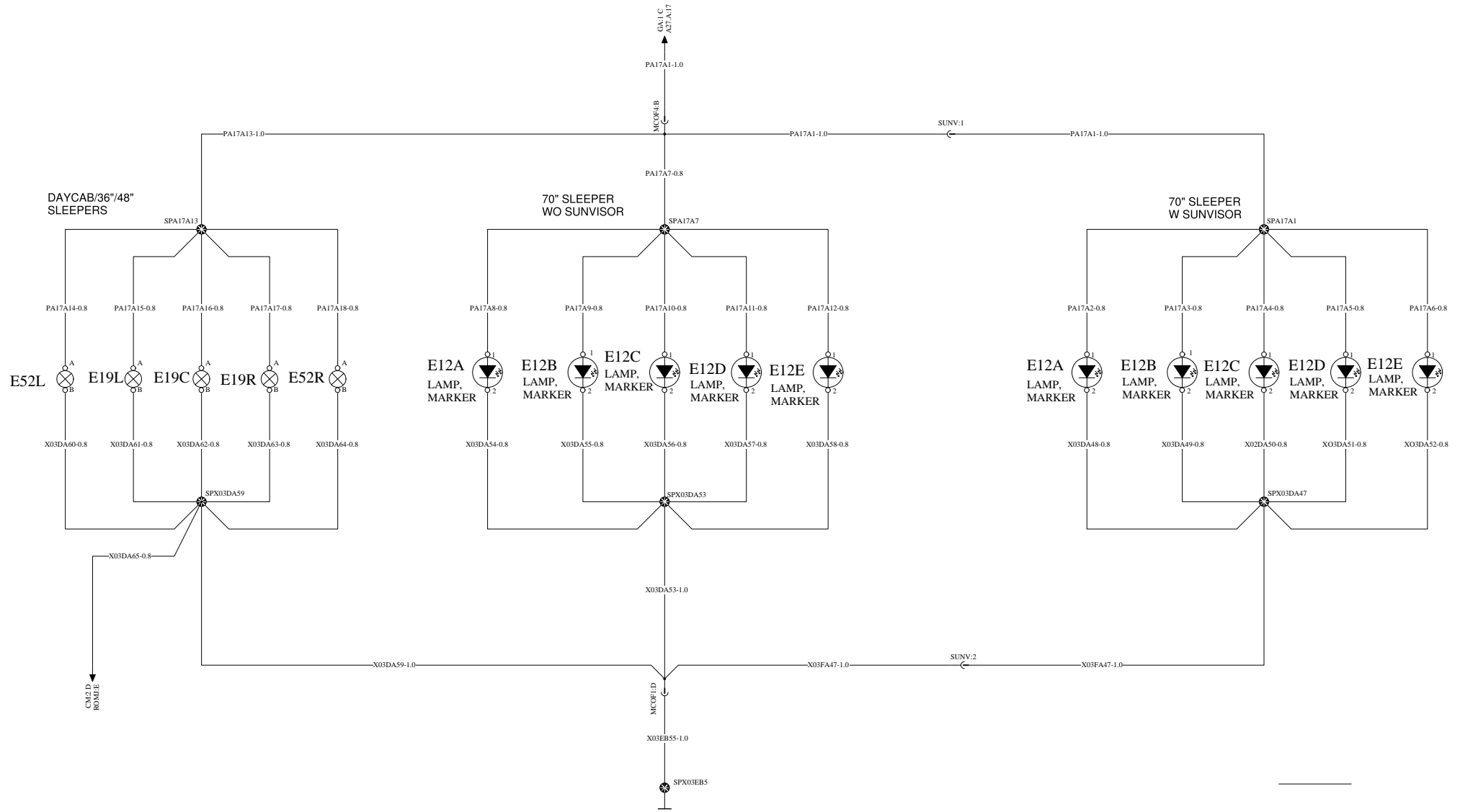


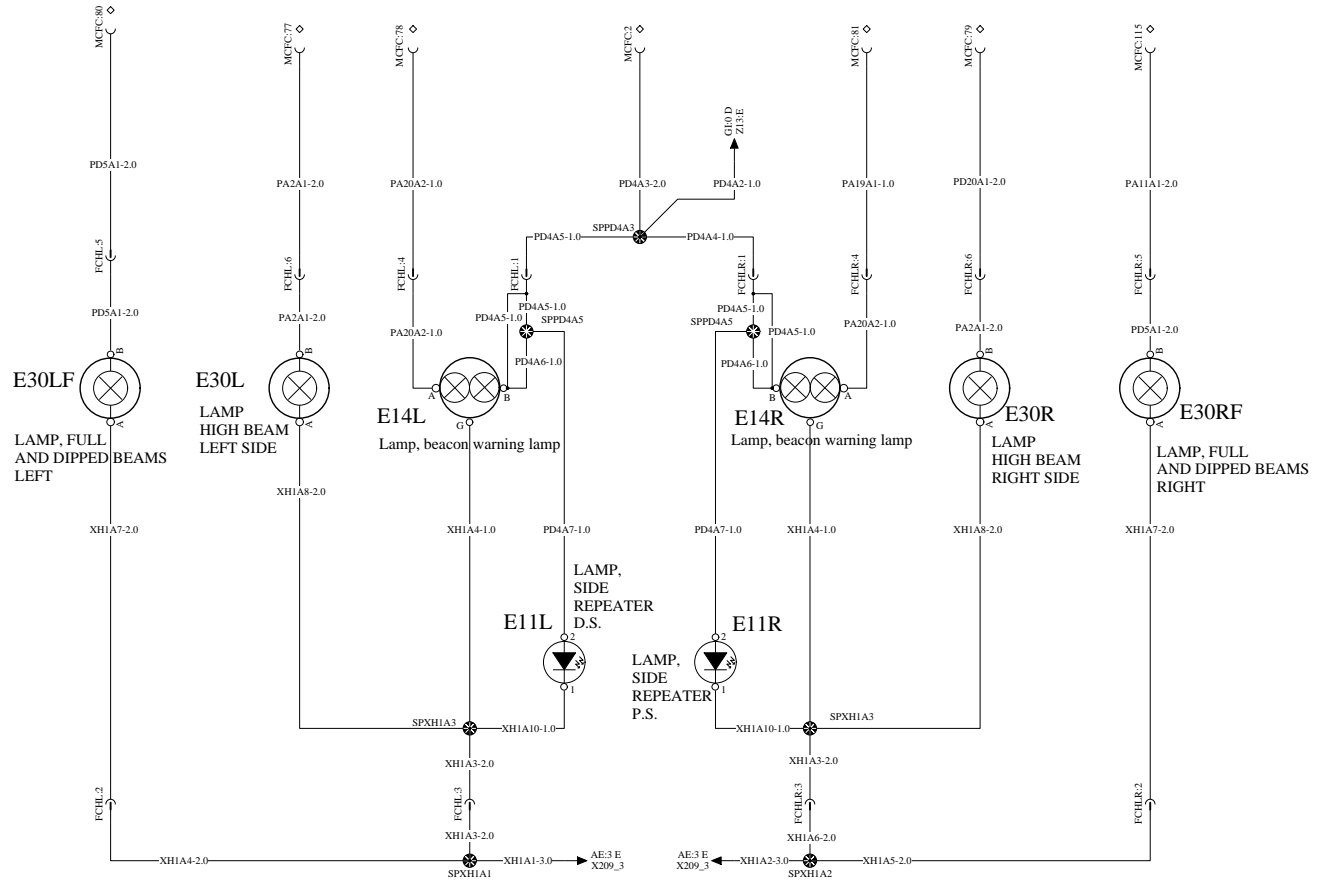
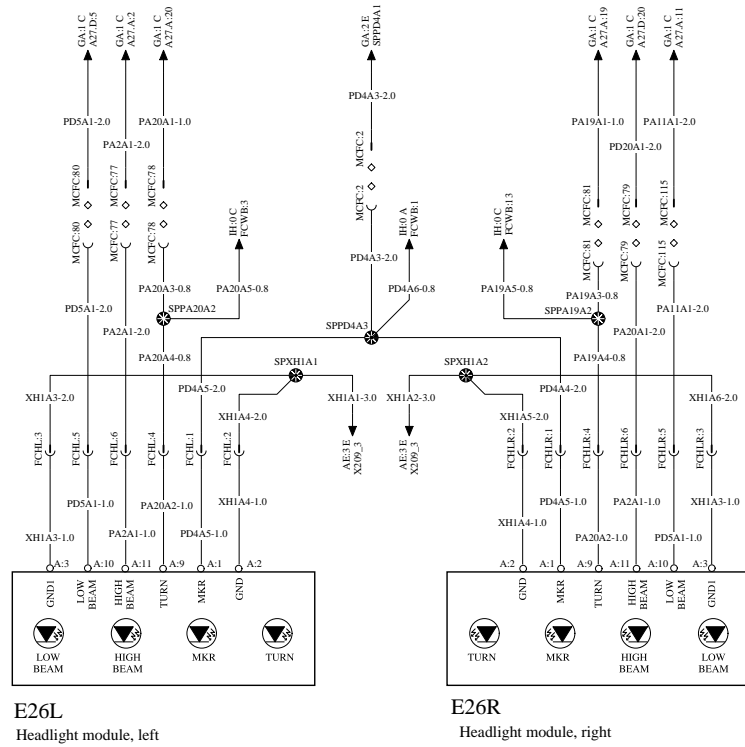


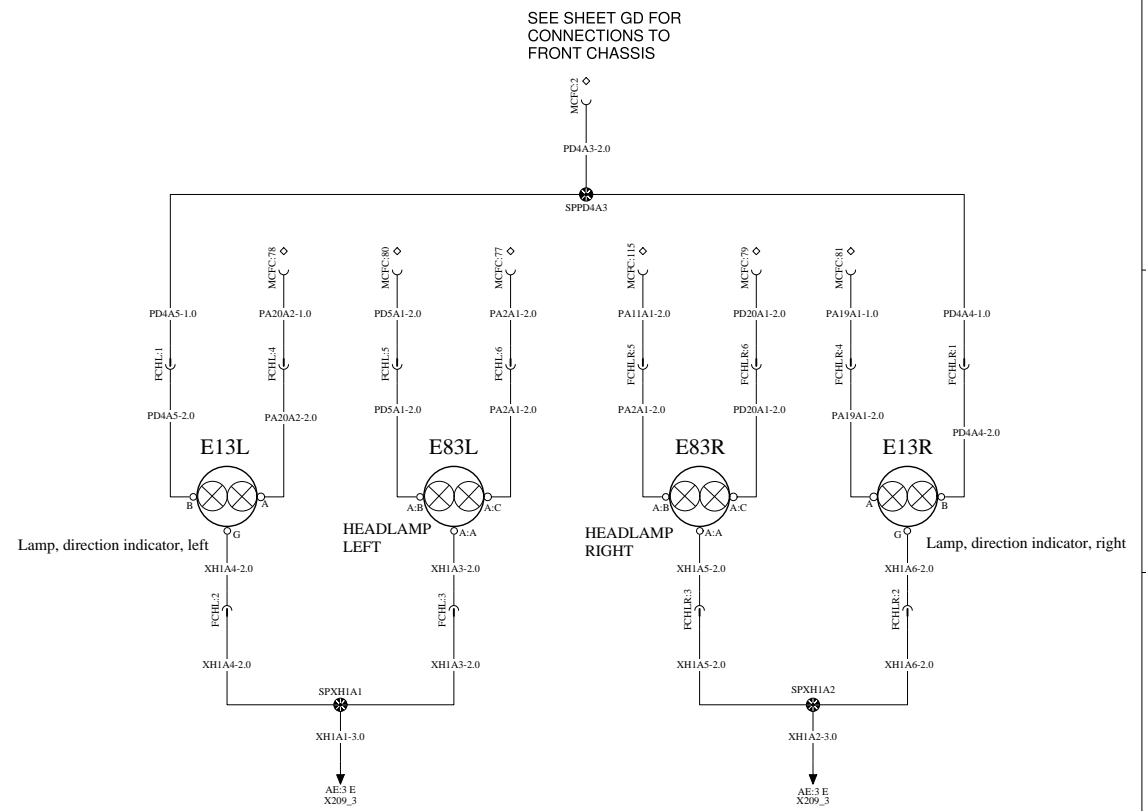
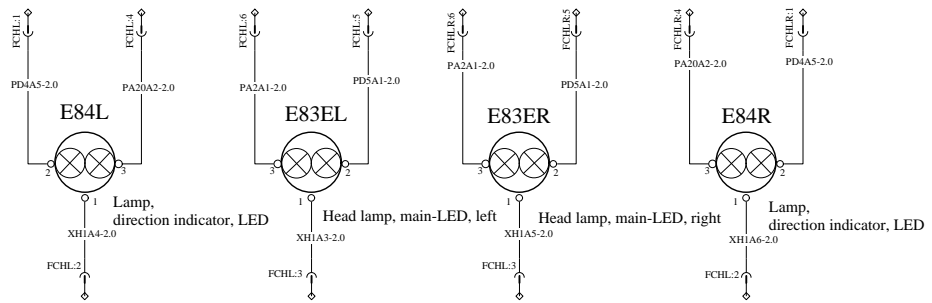






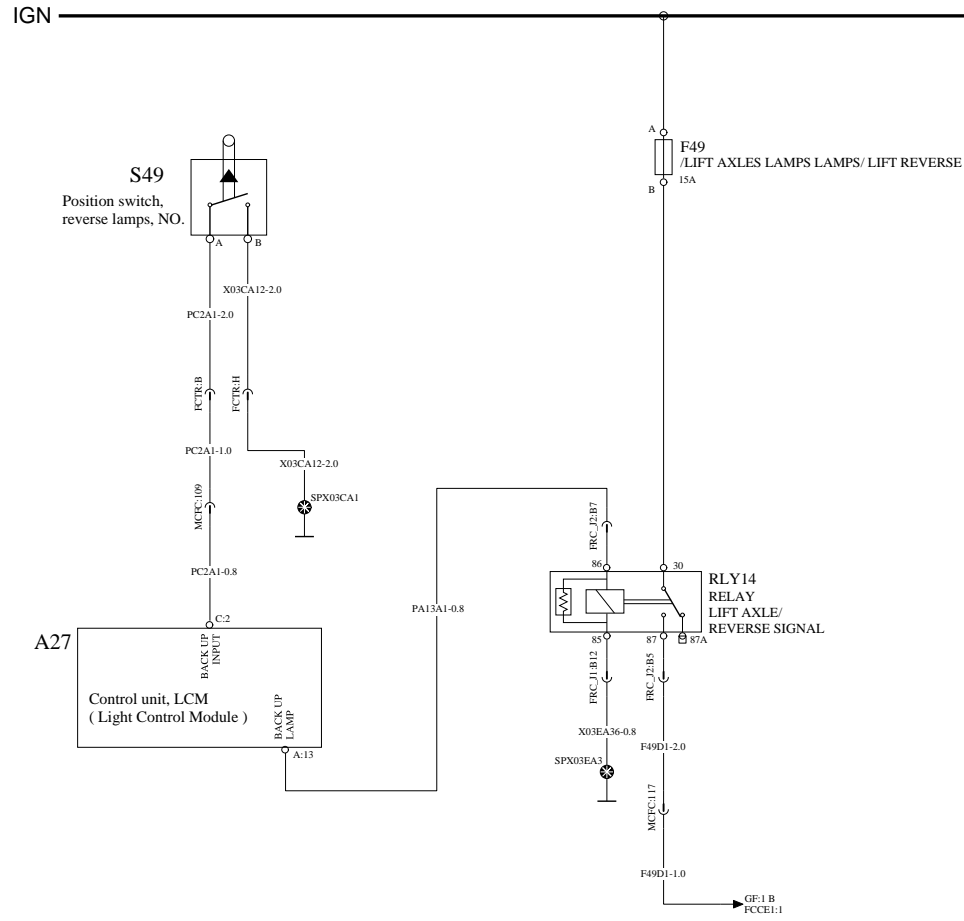


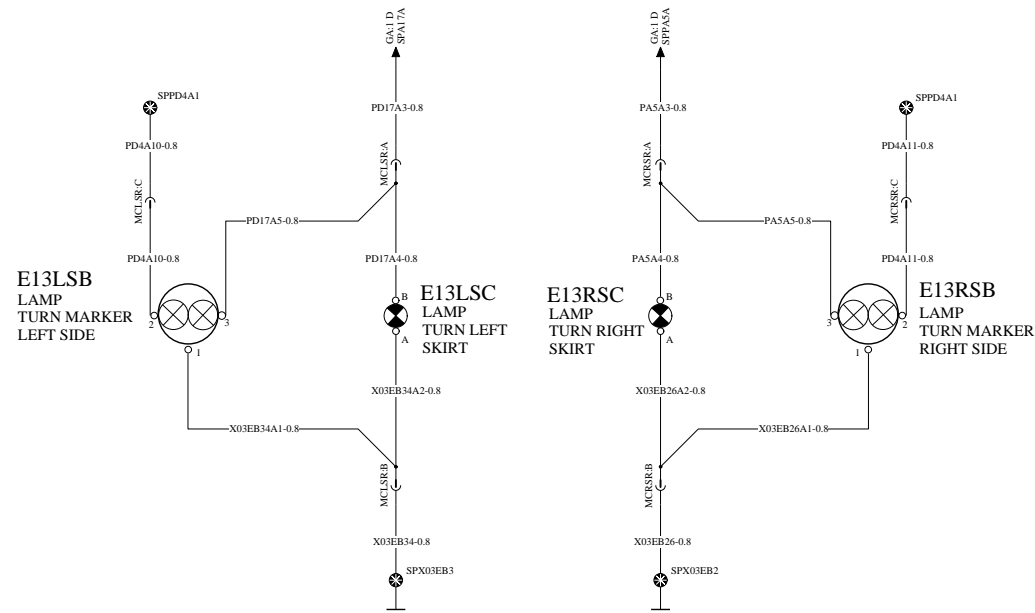




LIGHT CONTROL - BACK UP LAMPS

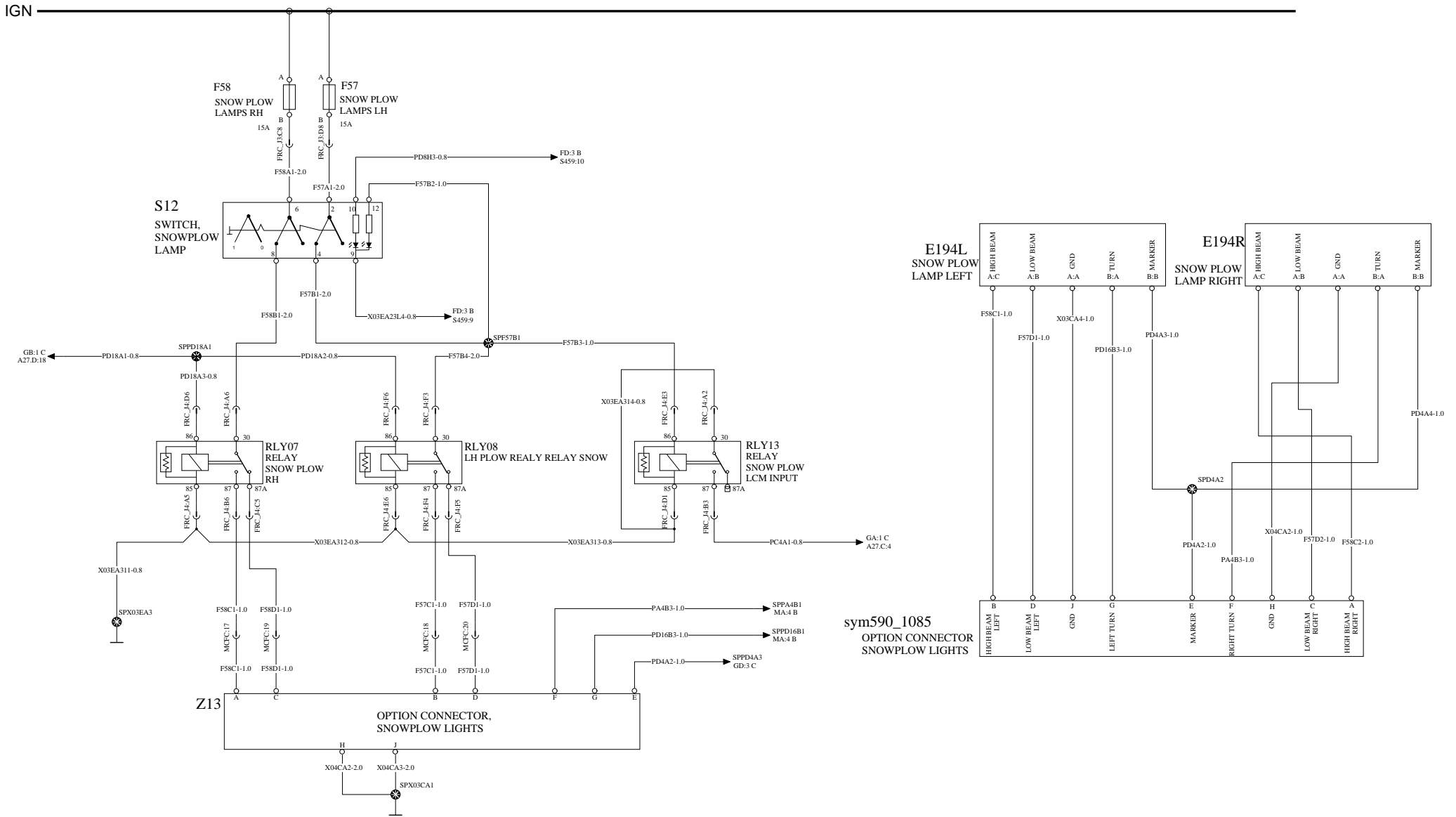
WIRING DIAGRAM: GG





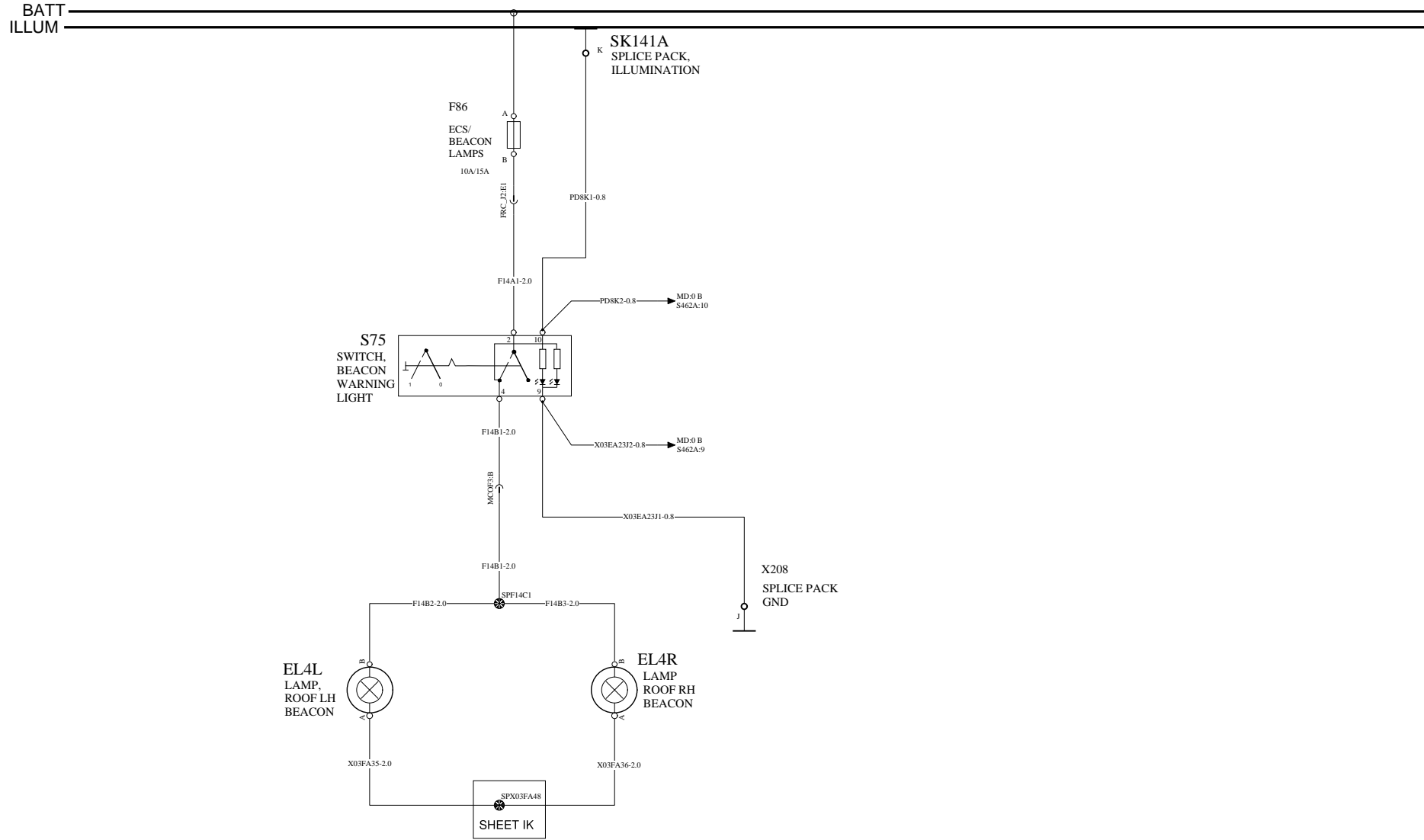
SNOW PLOW PREP

WIRING DIAGRAM: GI



BEACON LAMPS

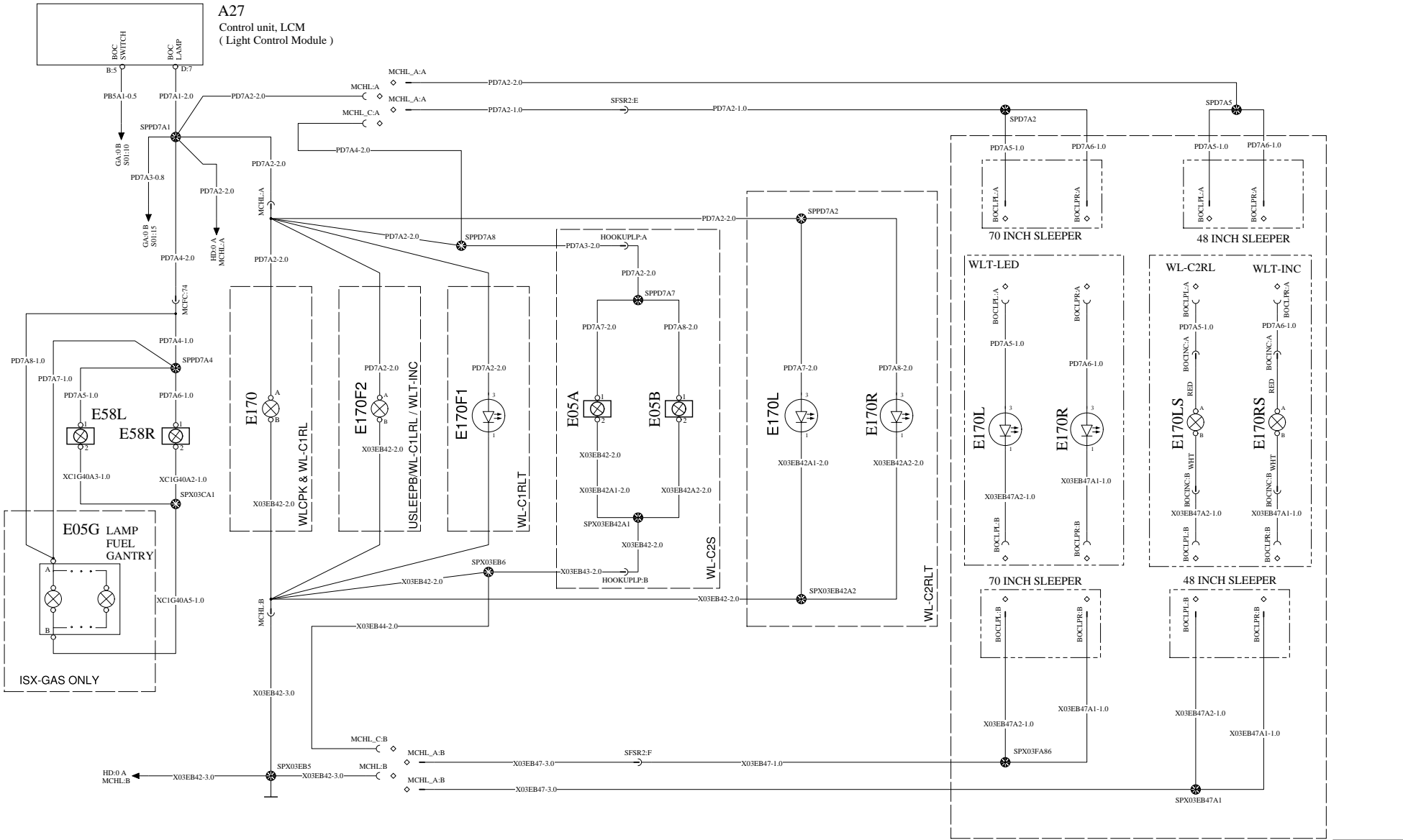
WIRING DIAGRAM: GJ

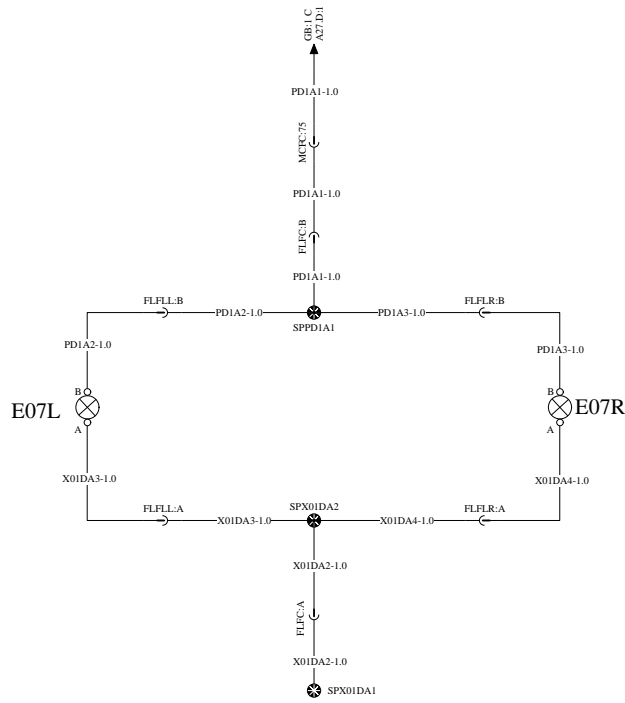


HOOK UP LAMPS

WIRING DIAGRAM: GK

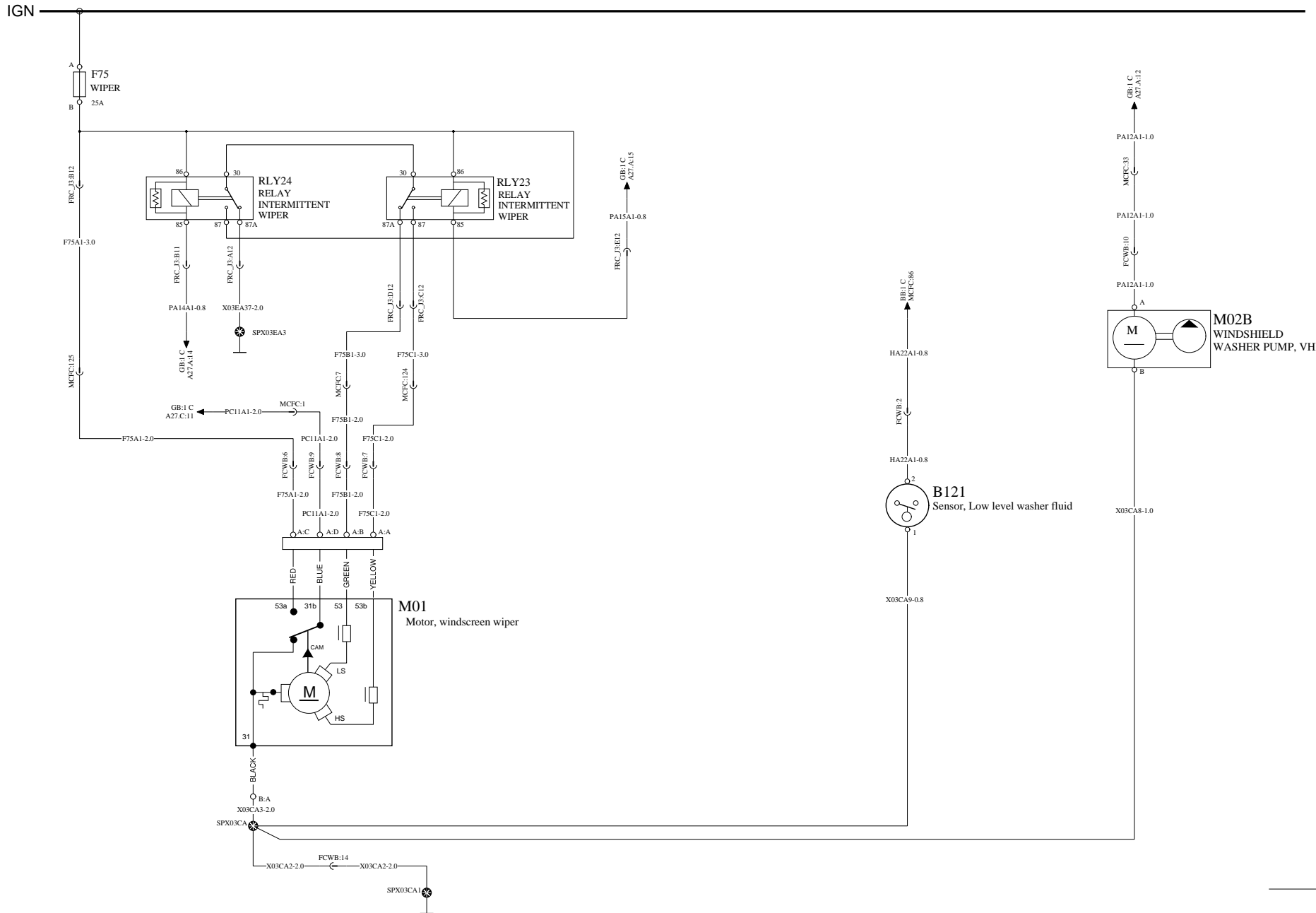
A27
Control unit, LCM
(Light Control Module)





WINSHIELD WIPER/WASHER

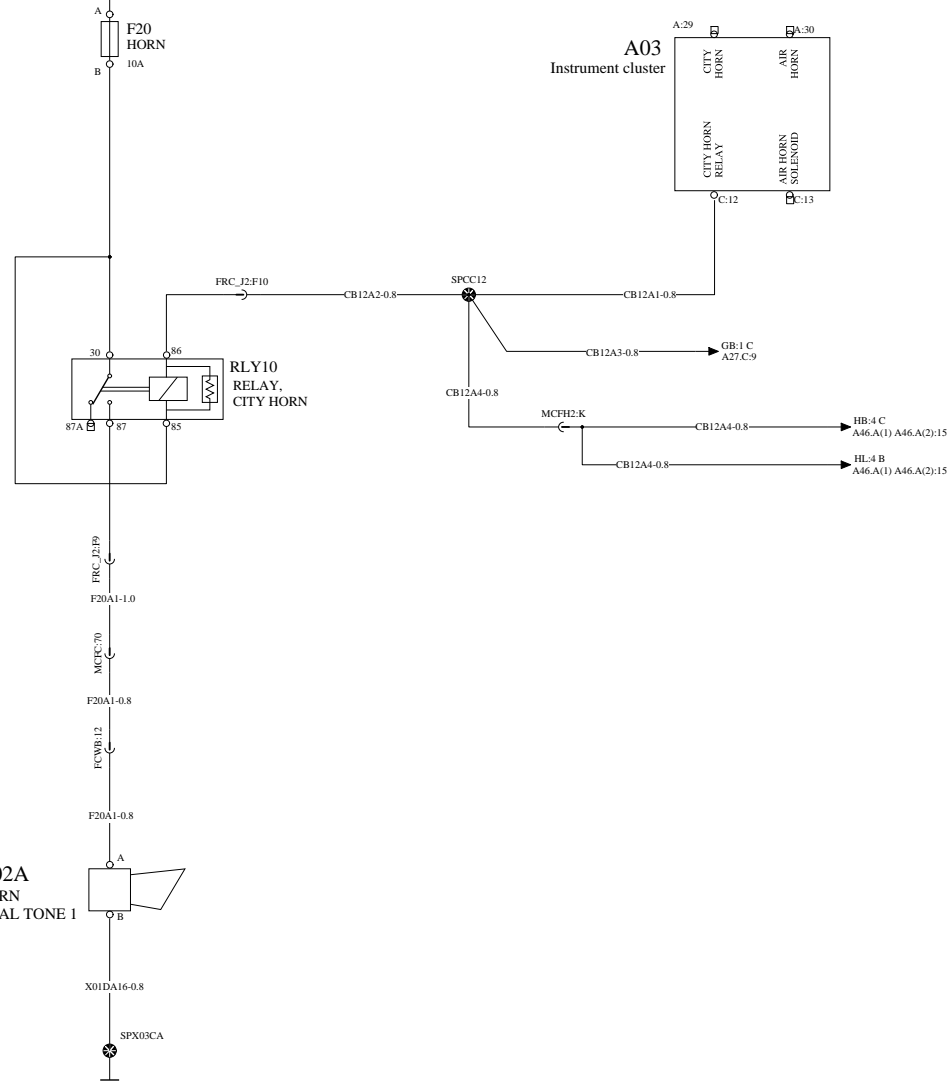
WIRING DIAGRAM: GP

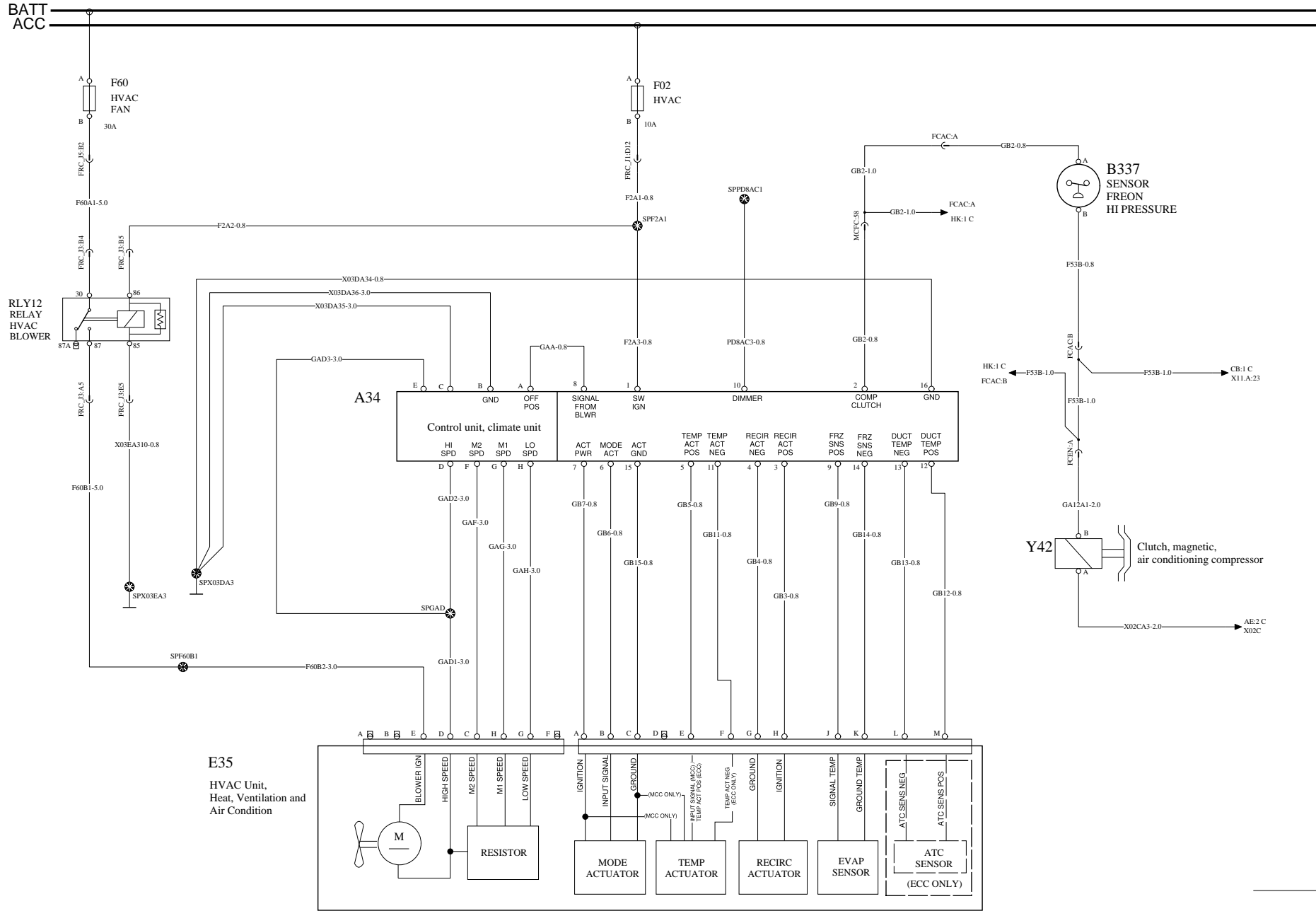


HORN

WIRING DIAGRAM: GQ

BATT

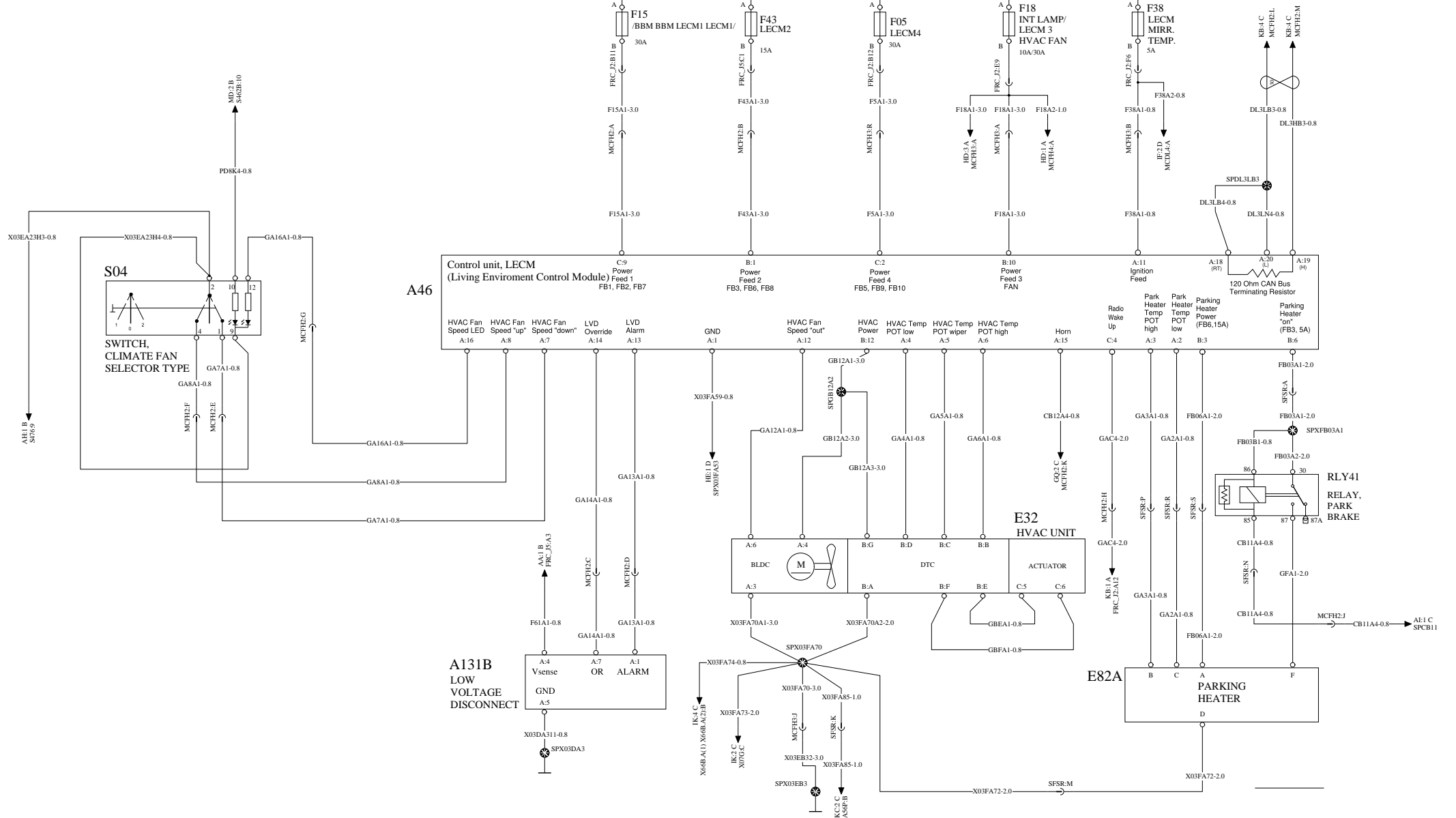


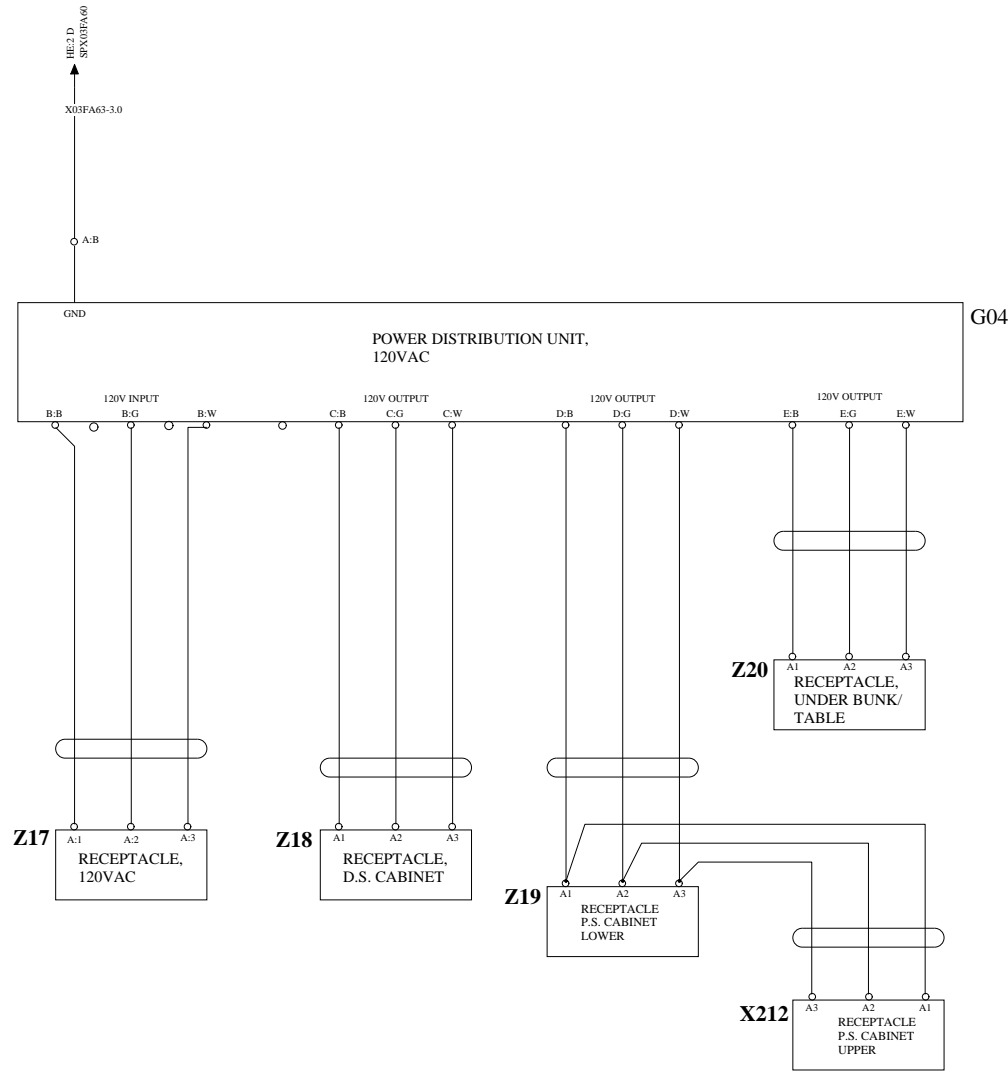


SLEEPER CLIMATE CTRL W/LECM 70" SLEEPER

WIRING DIAGRAM: HB

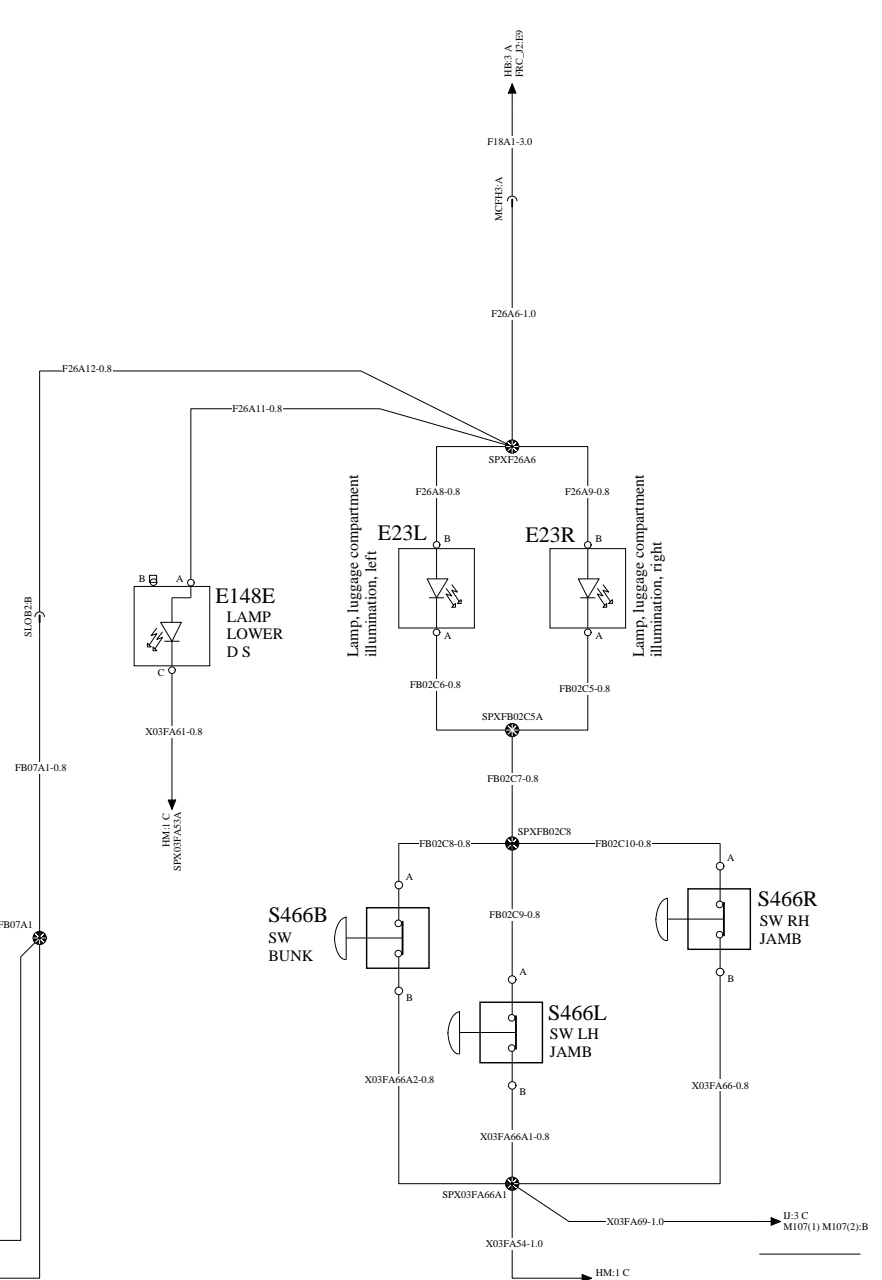
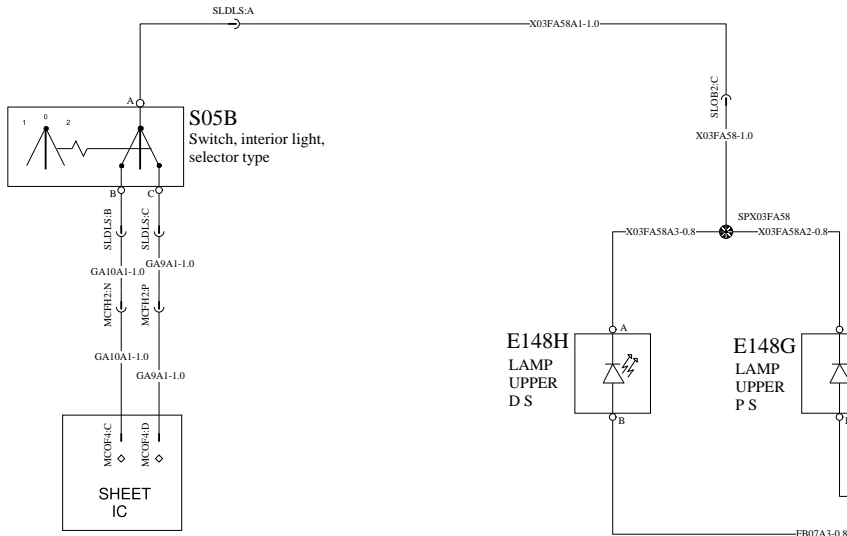
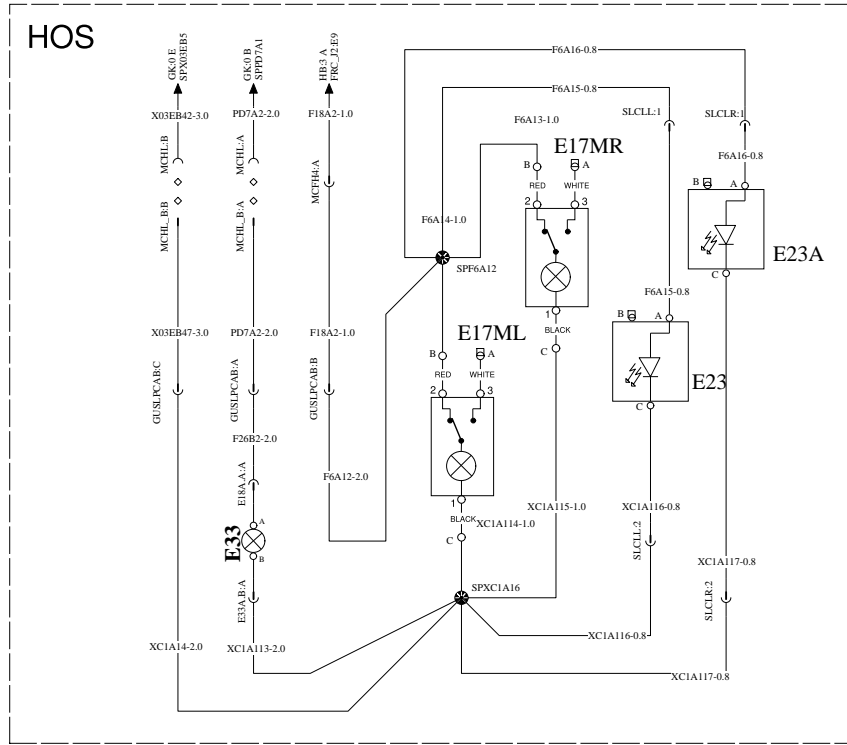
BATT
LVD
IGN

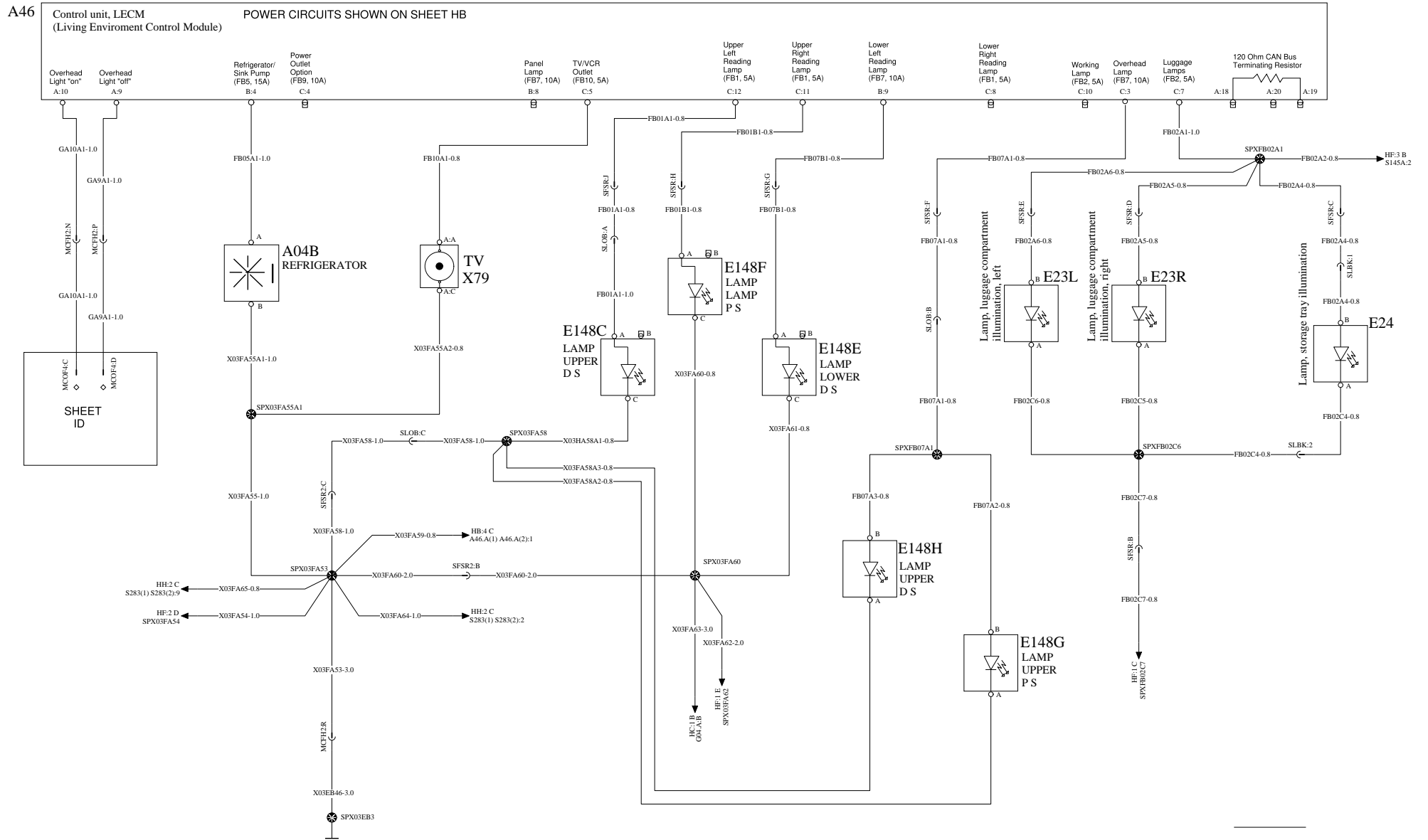




SLEEPER FUNCTIONS W/O LECM 48" BASIC

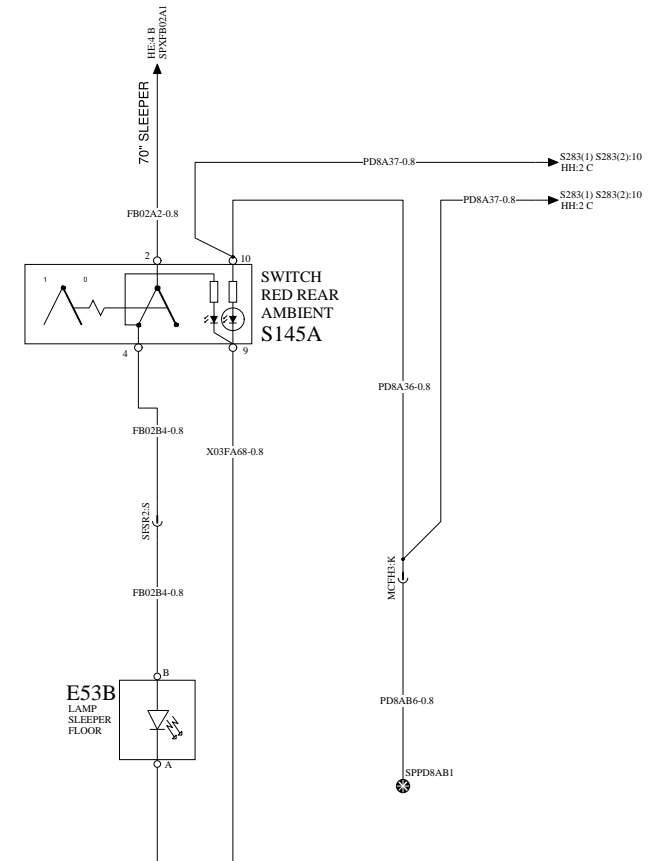
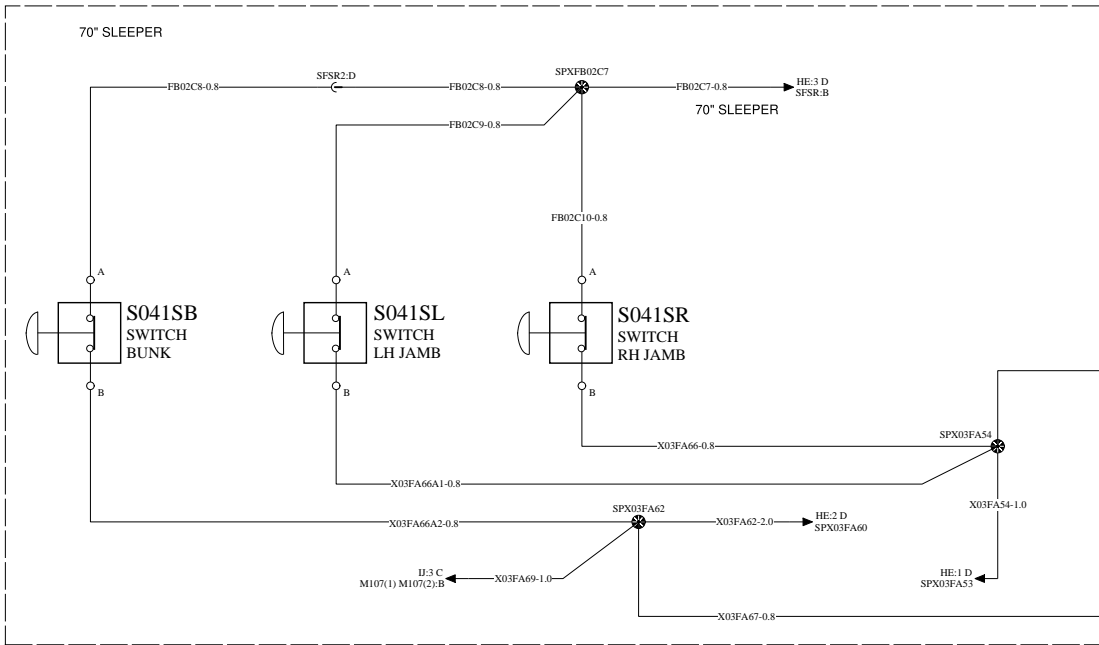
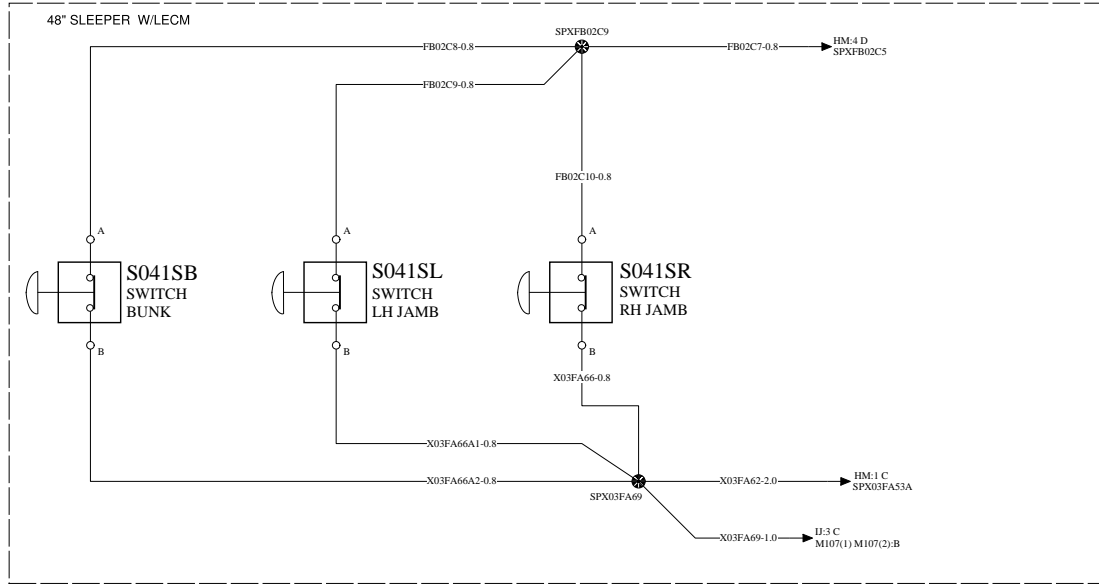
WIRING DIAGRAM: HD

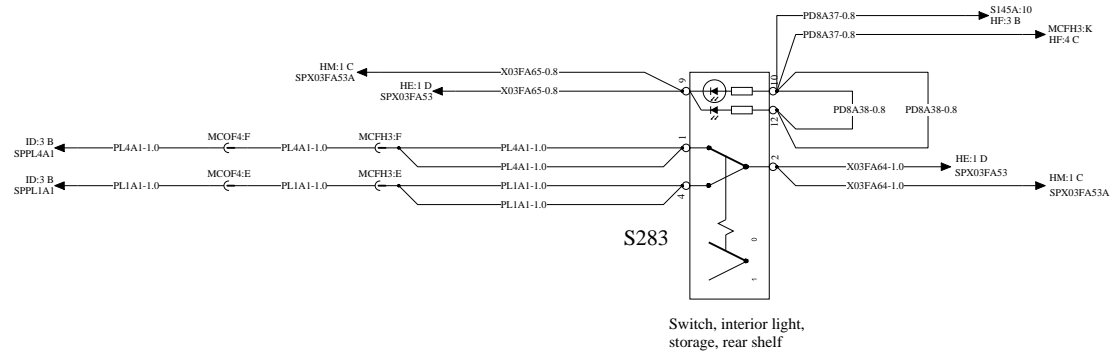




SLEEPER COURTESY AND UNDER BUNK

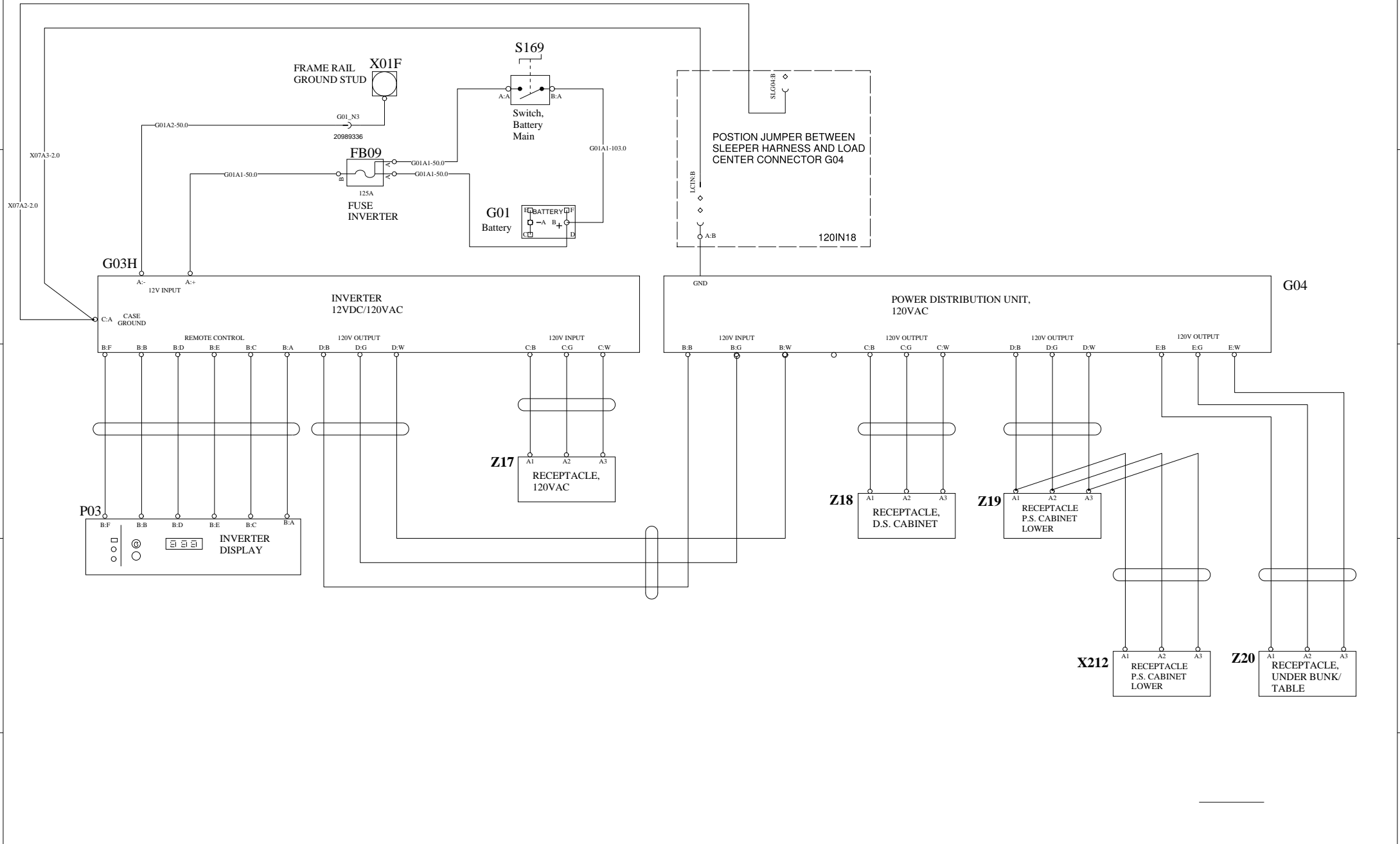
WIRING DIAGRAM HF





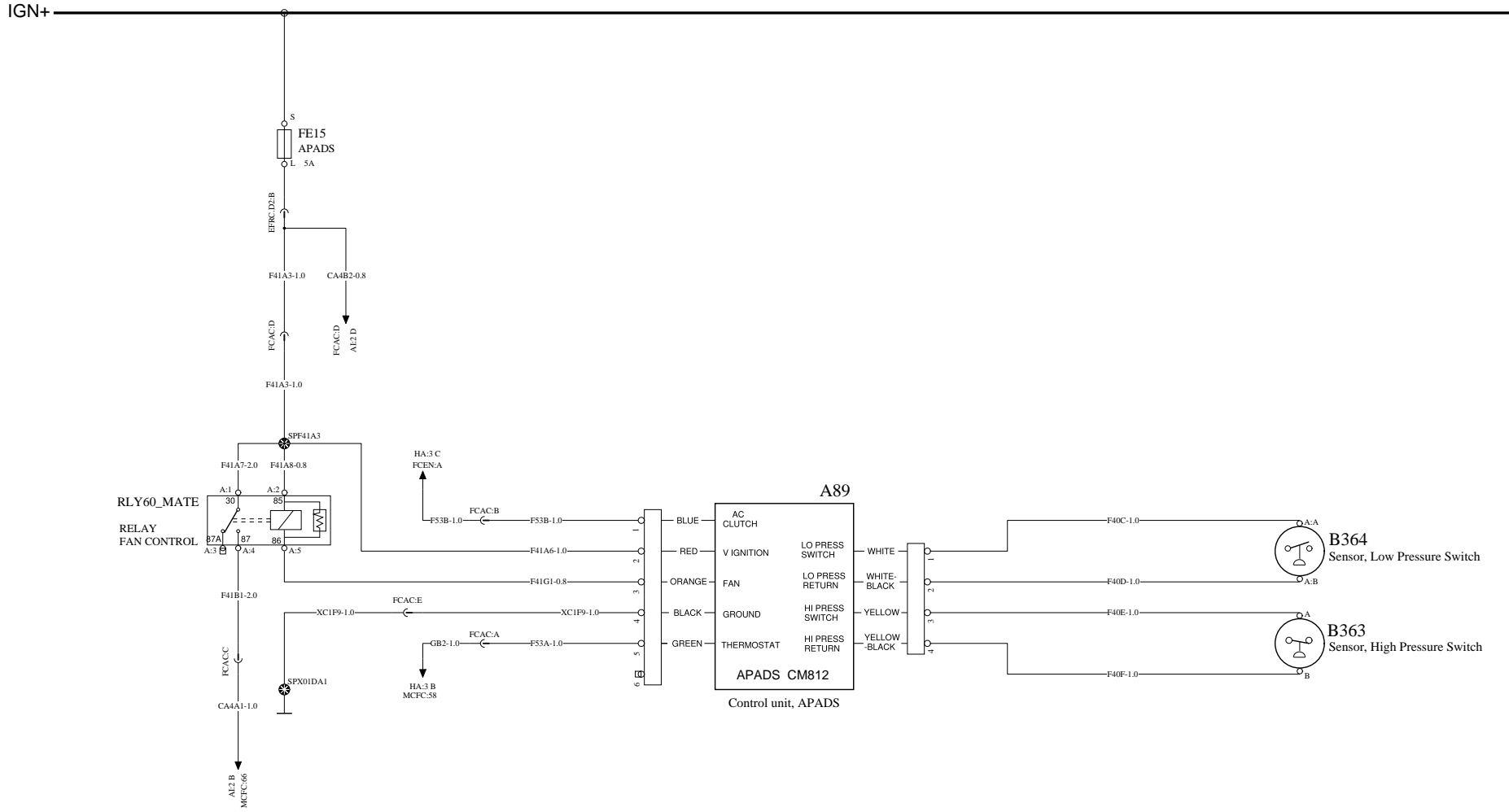
SHORE POWER W/INVERTER

WIRING DIAGRAM: HI



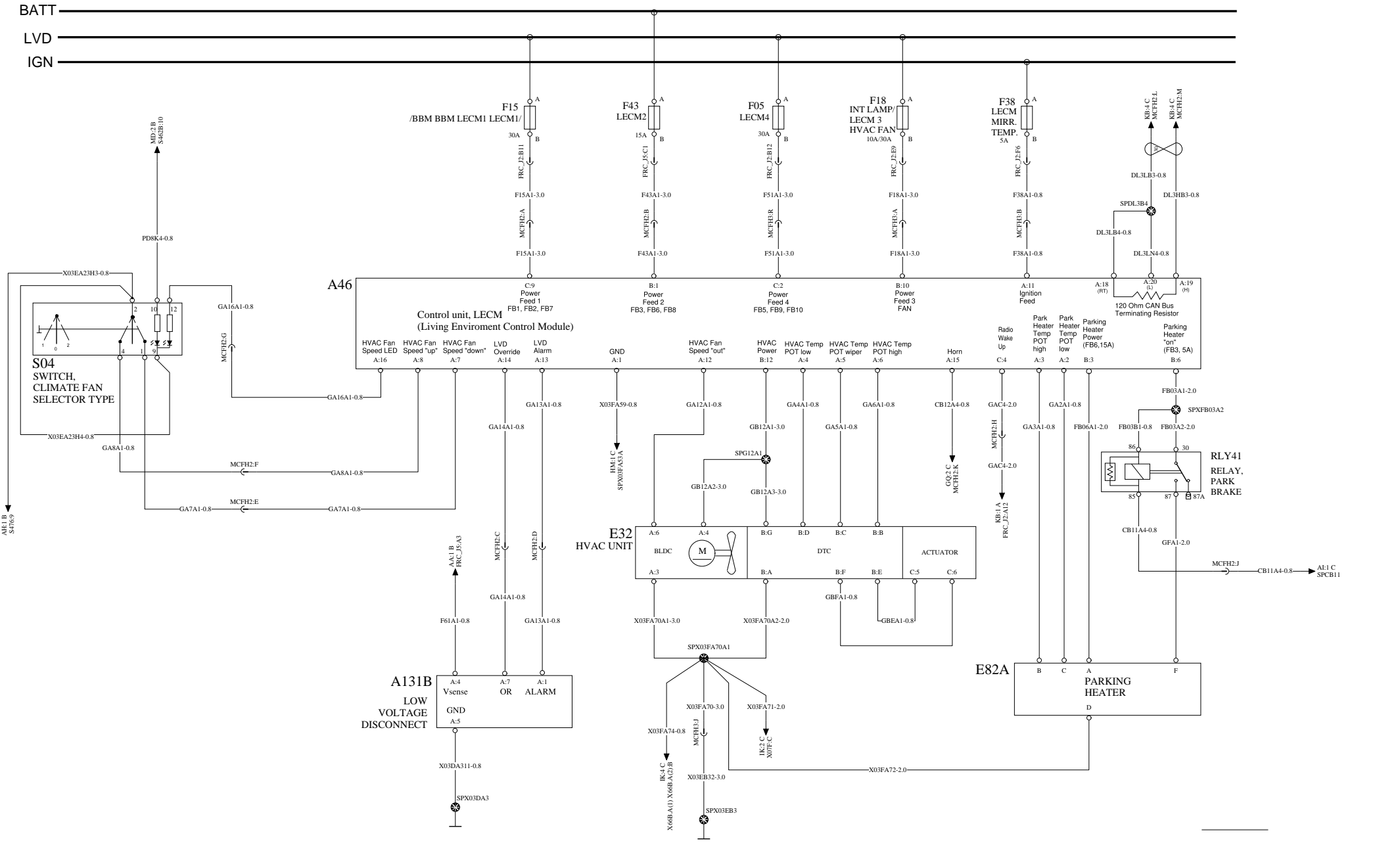
APADS

WIRING DIAGRAM: HK



SLEEPER CLIMATE CTRL W/LECM 48" SLEEPER

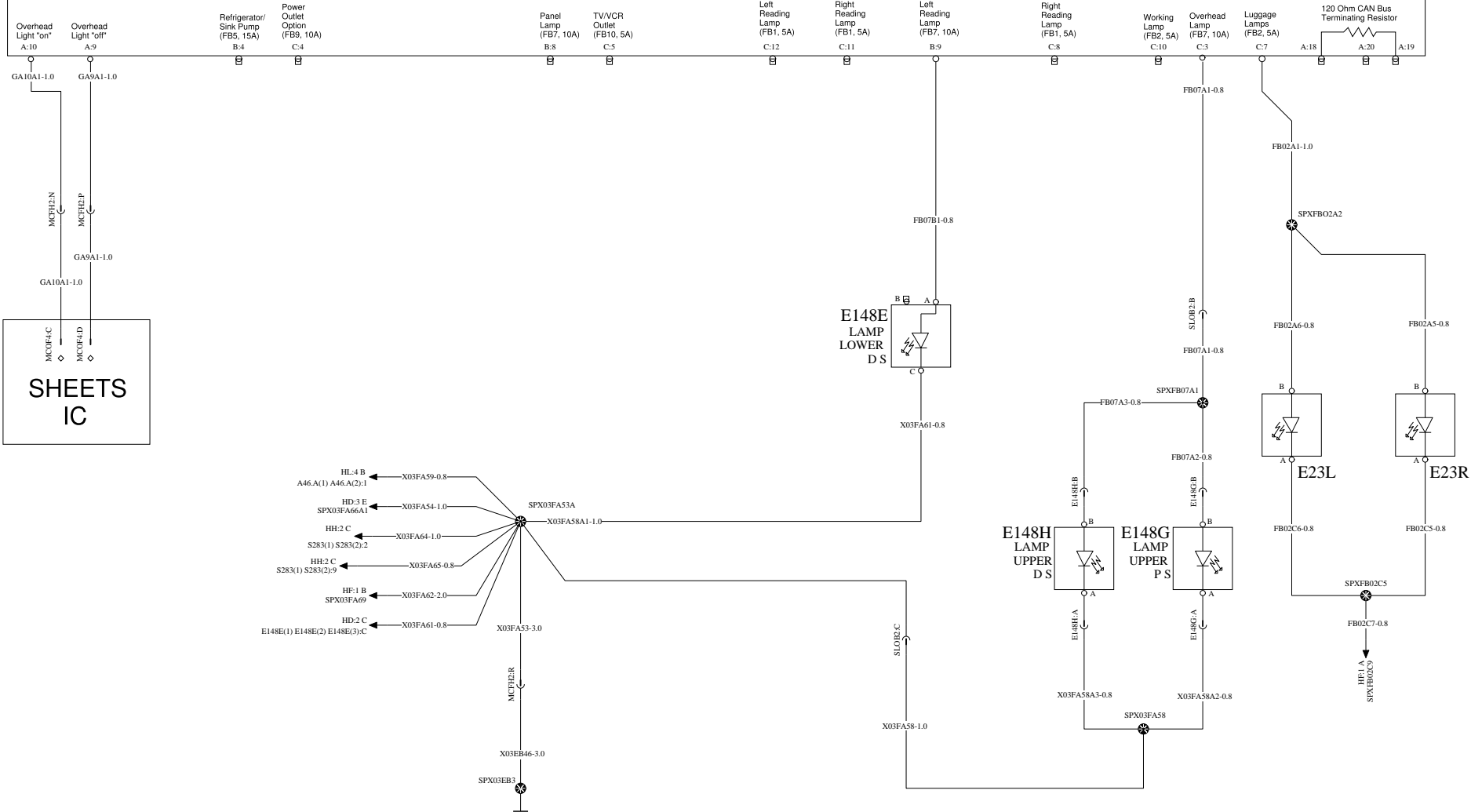
WIRING DIAGRAM: HL



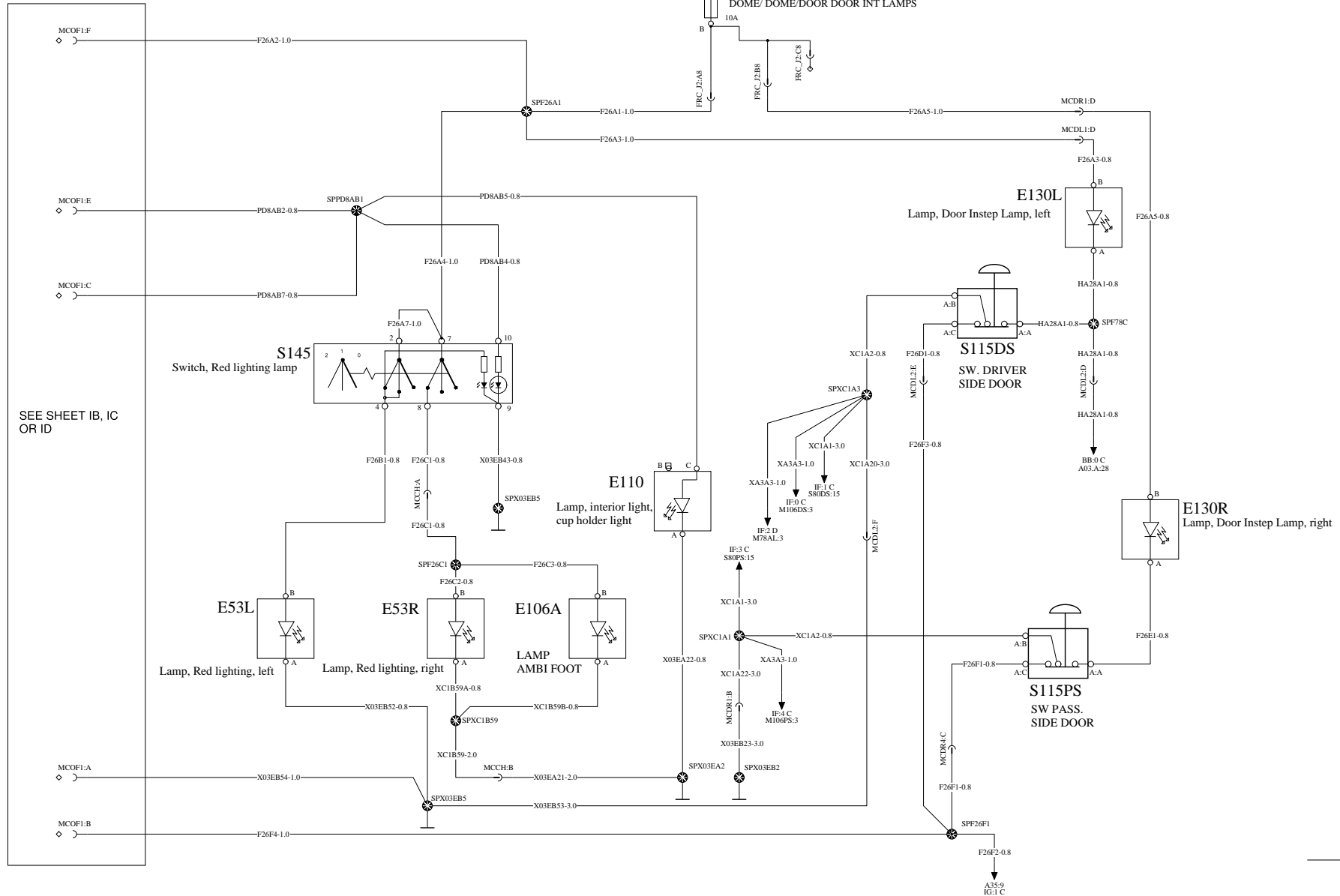
A46

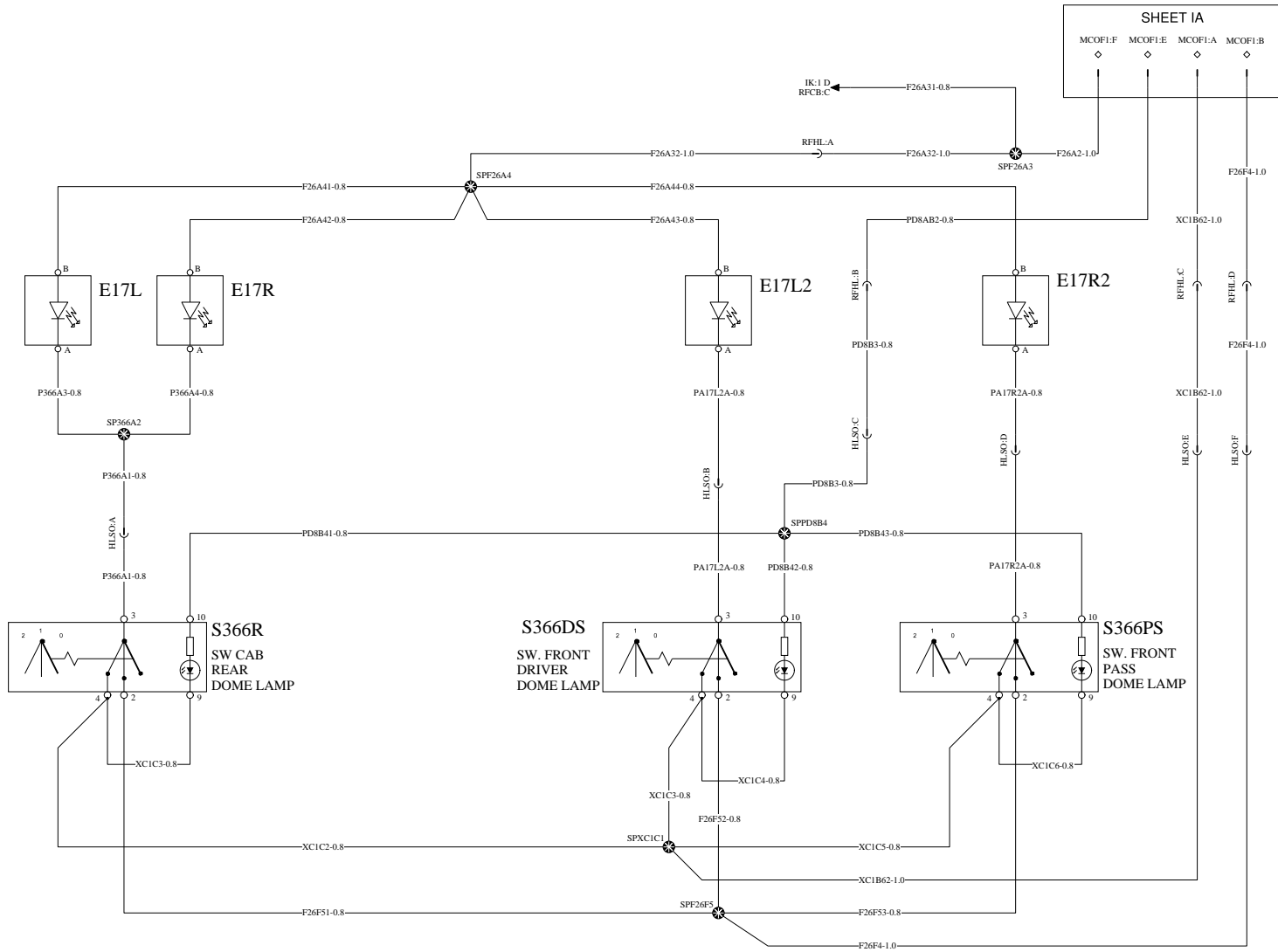
POWER CIRCUITS SHOWN ON SHEET HB

Control unit, LECM
(Living Environment Control Module)



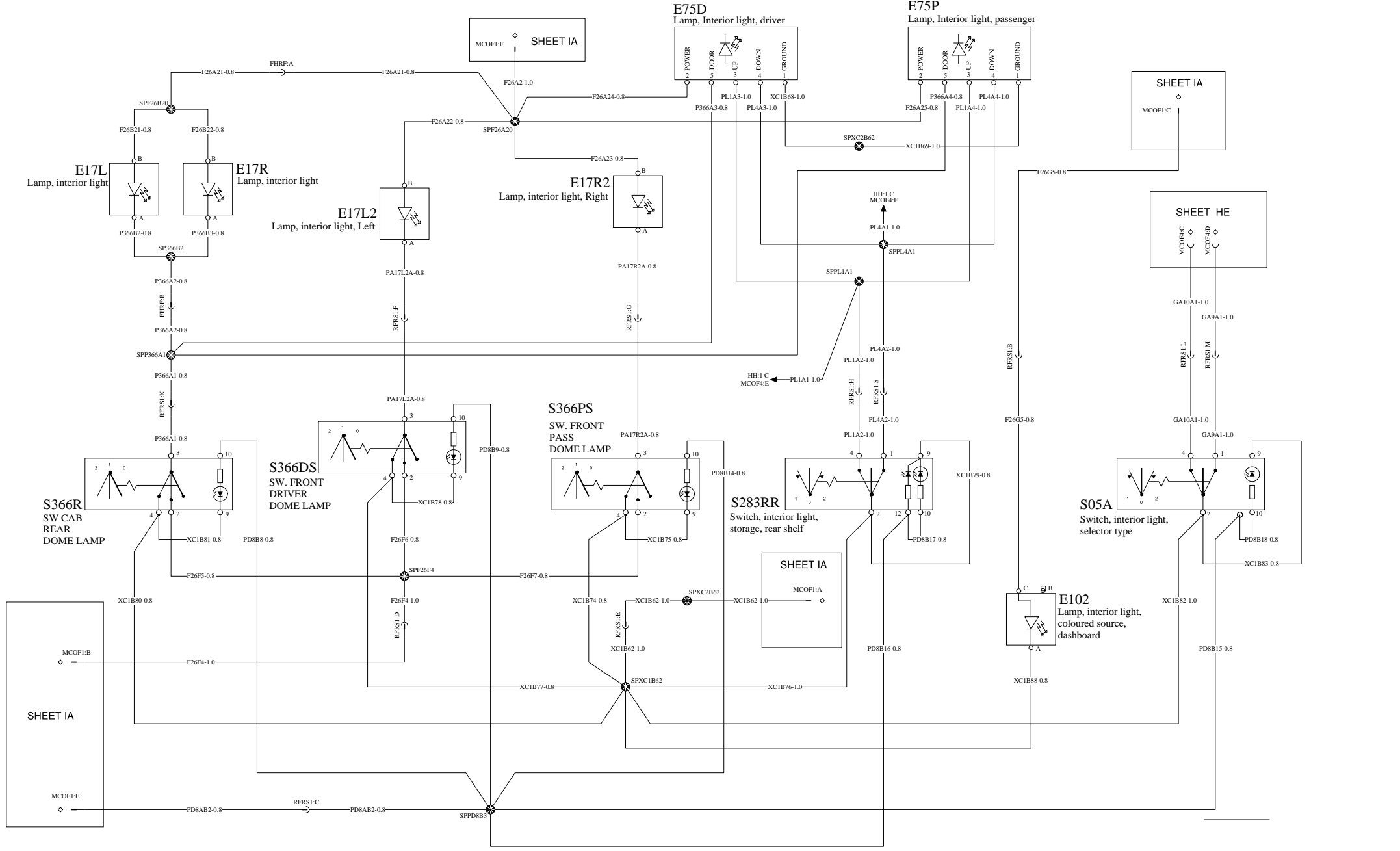
LVD





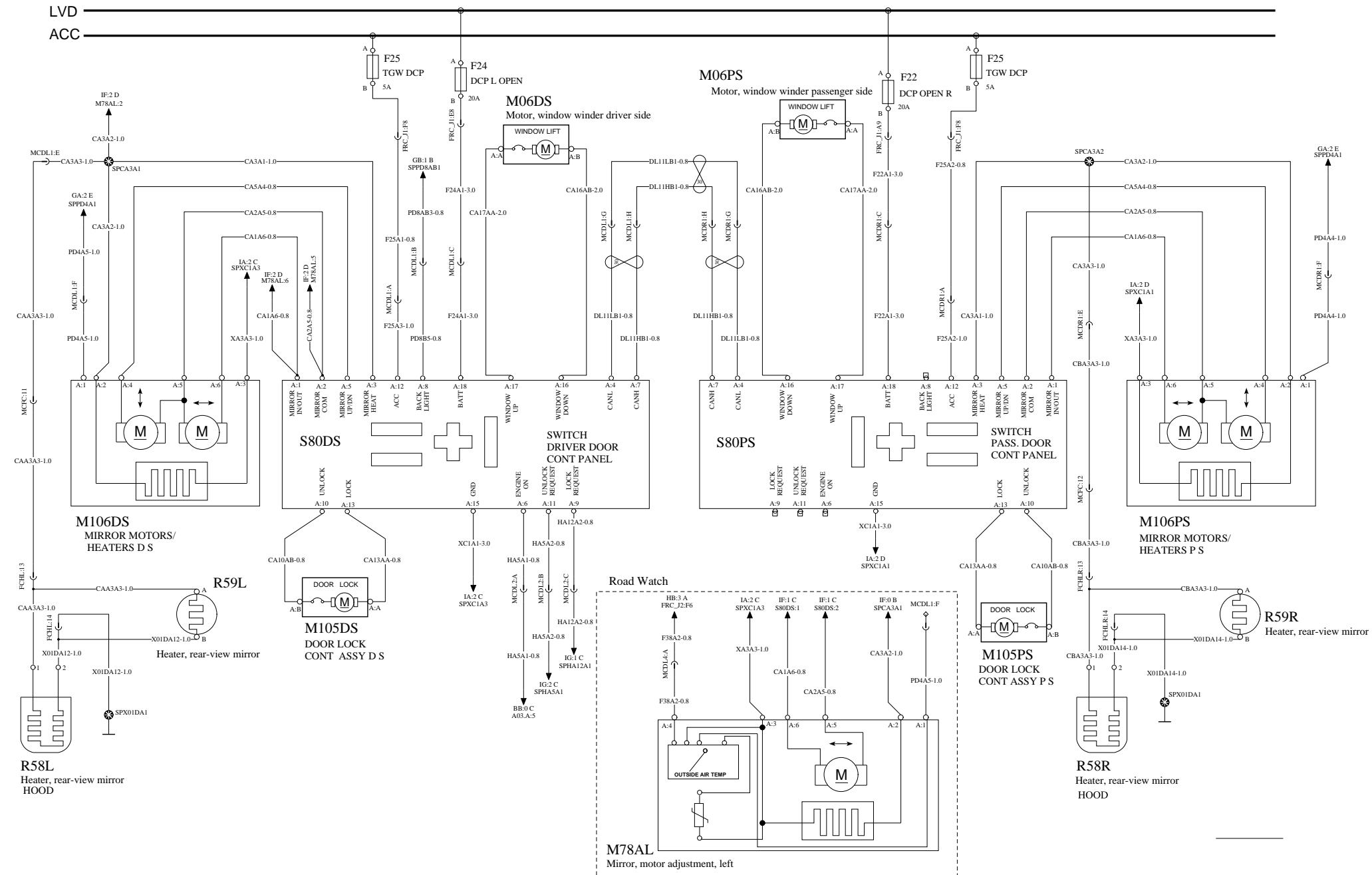
COURTESY LIGHTS - 70" SLEEPER

WIRING DIAGRAM: ID



POWER WINDOWS/MIRRORS/LOCKS

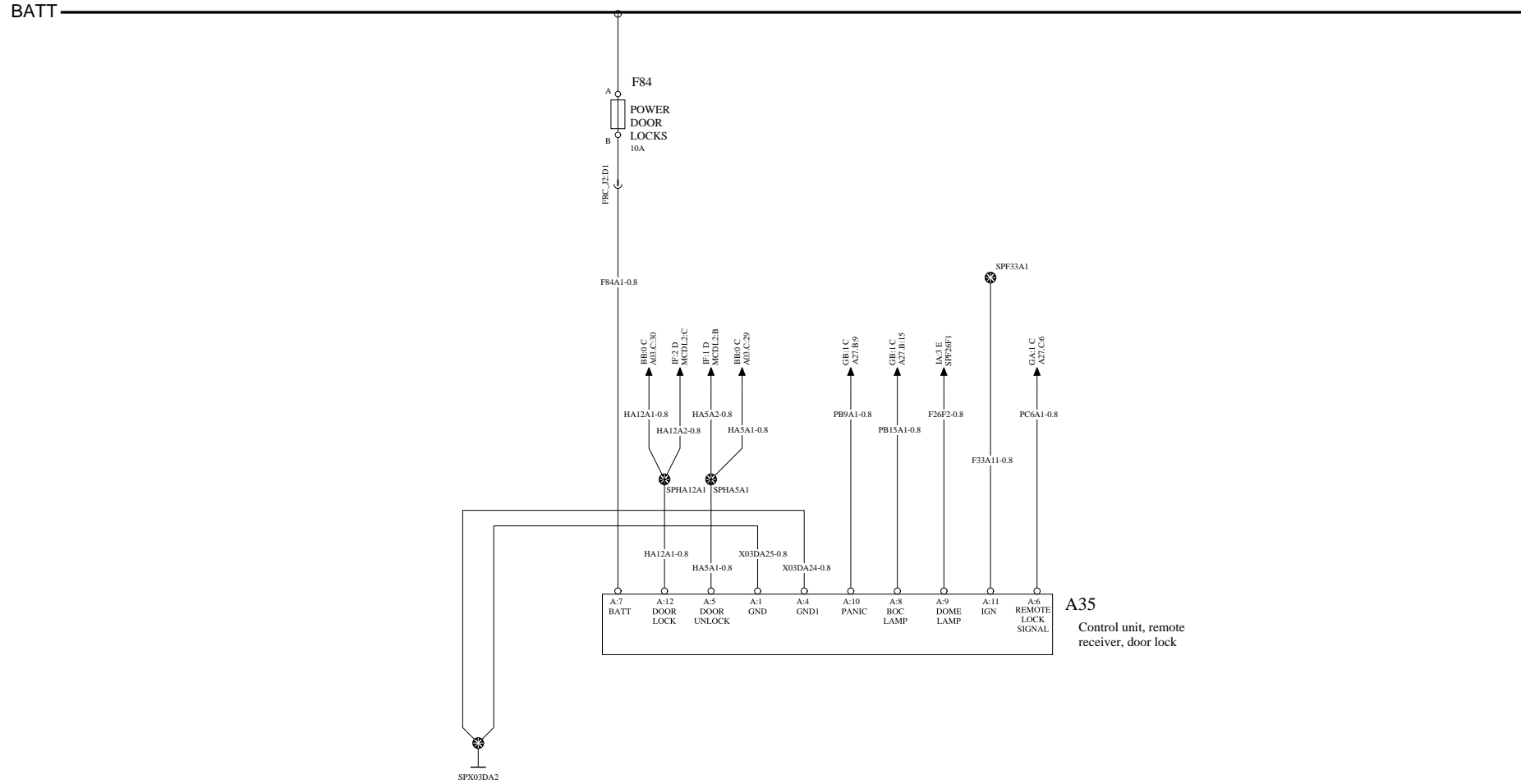
WIRING DIAGRAM: IF



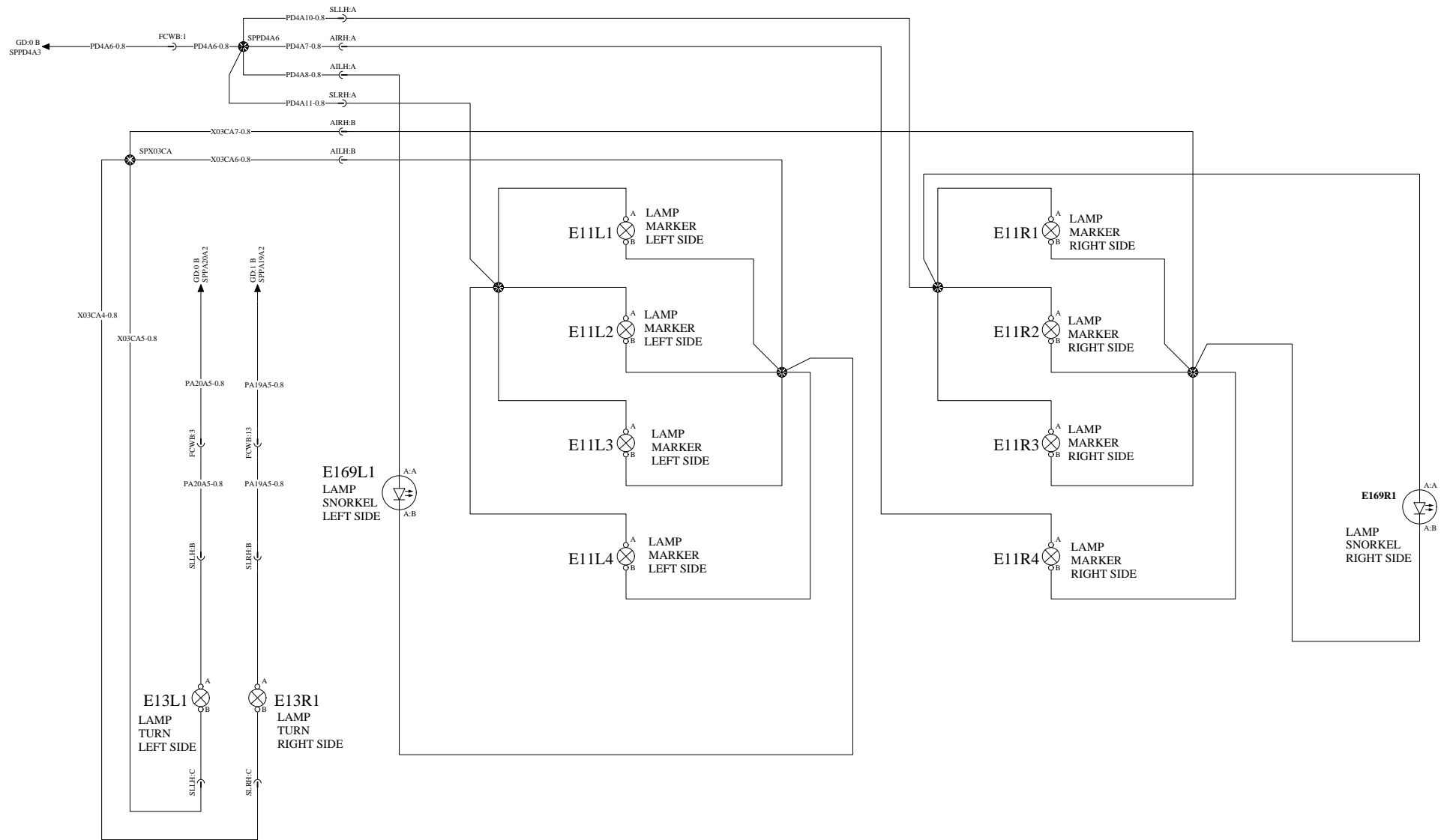
	Document title PC 28 MACK SCHEMATIC	Document No 23086355	Issue 04	Volume 1 (2)	Page 80 (108)
	Document type PRODUCT SCHEMATIC				

REMOTE DOOR LOCKING

WIRING DIAGRAM: IG

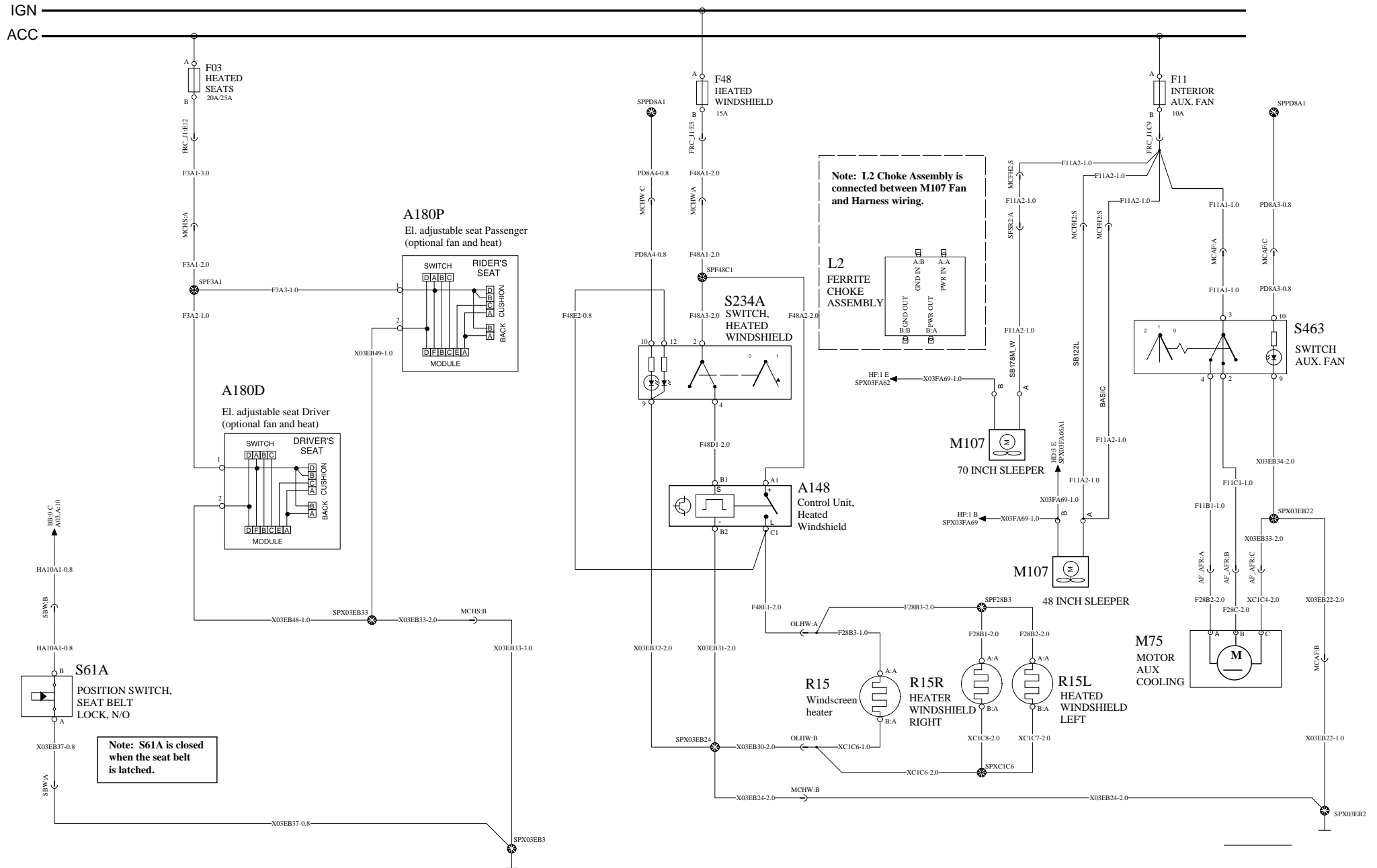


A35
Control unit, remote receiver, door lock



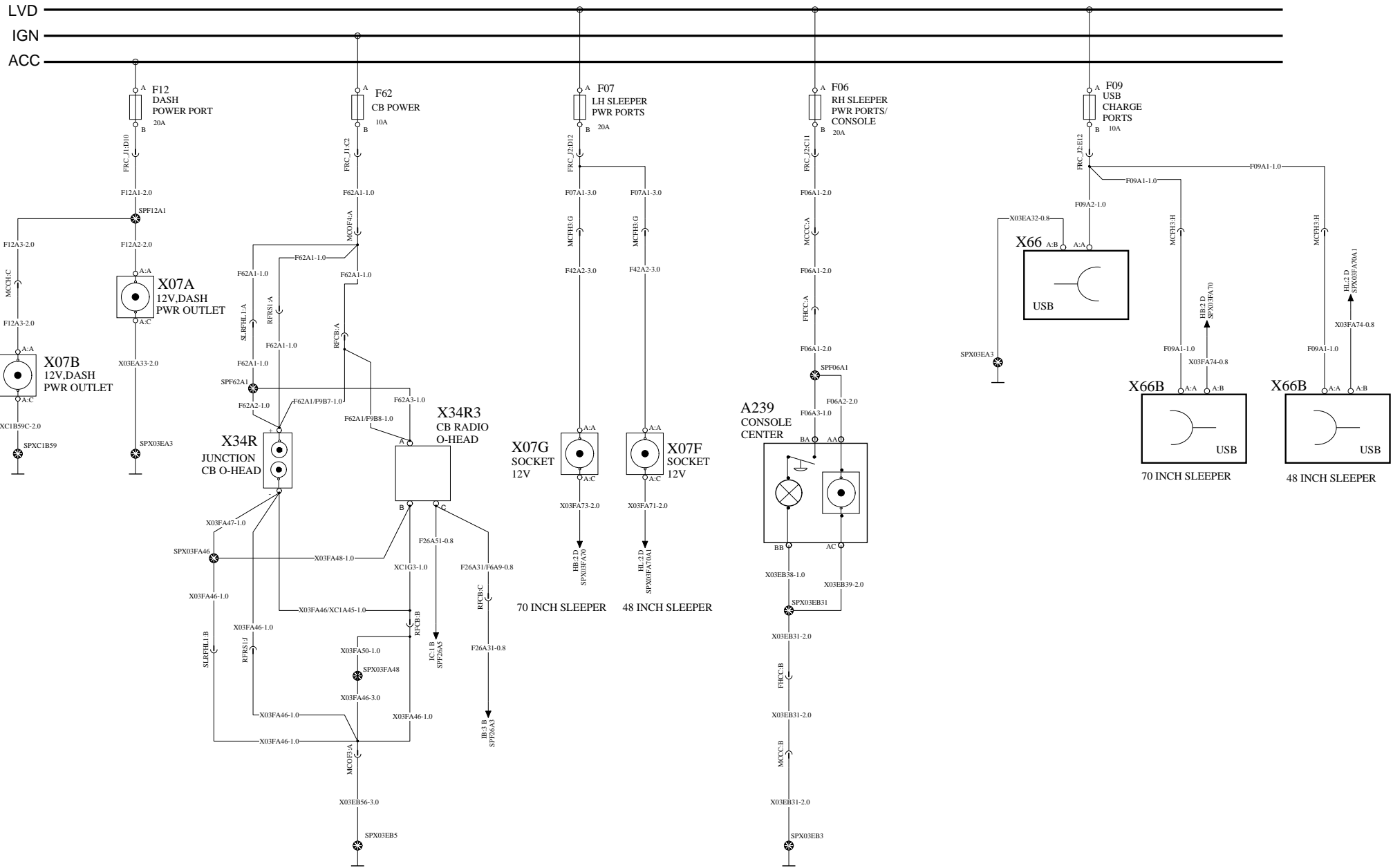
HTD SEATS/SEATBELT REMINDER/HTD WINDSHLD

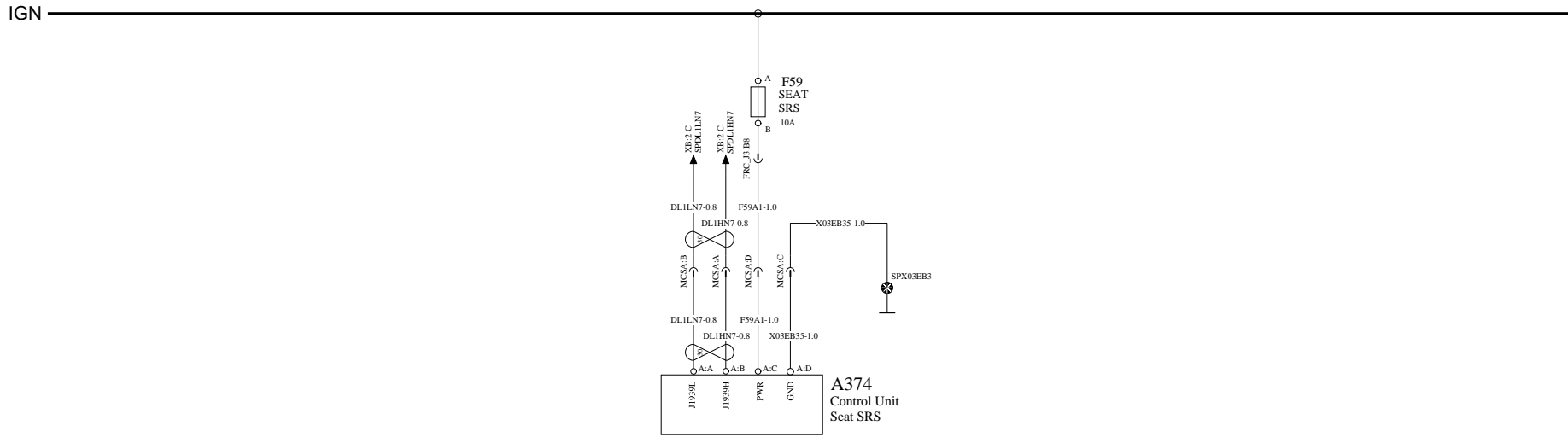
WIRING DIAGRAM: IJ

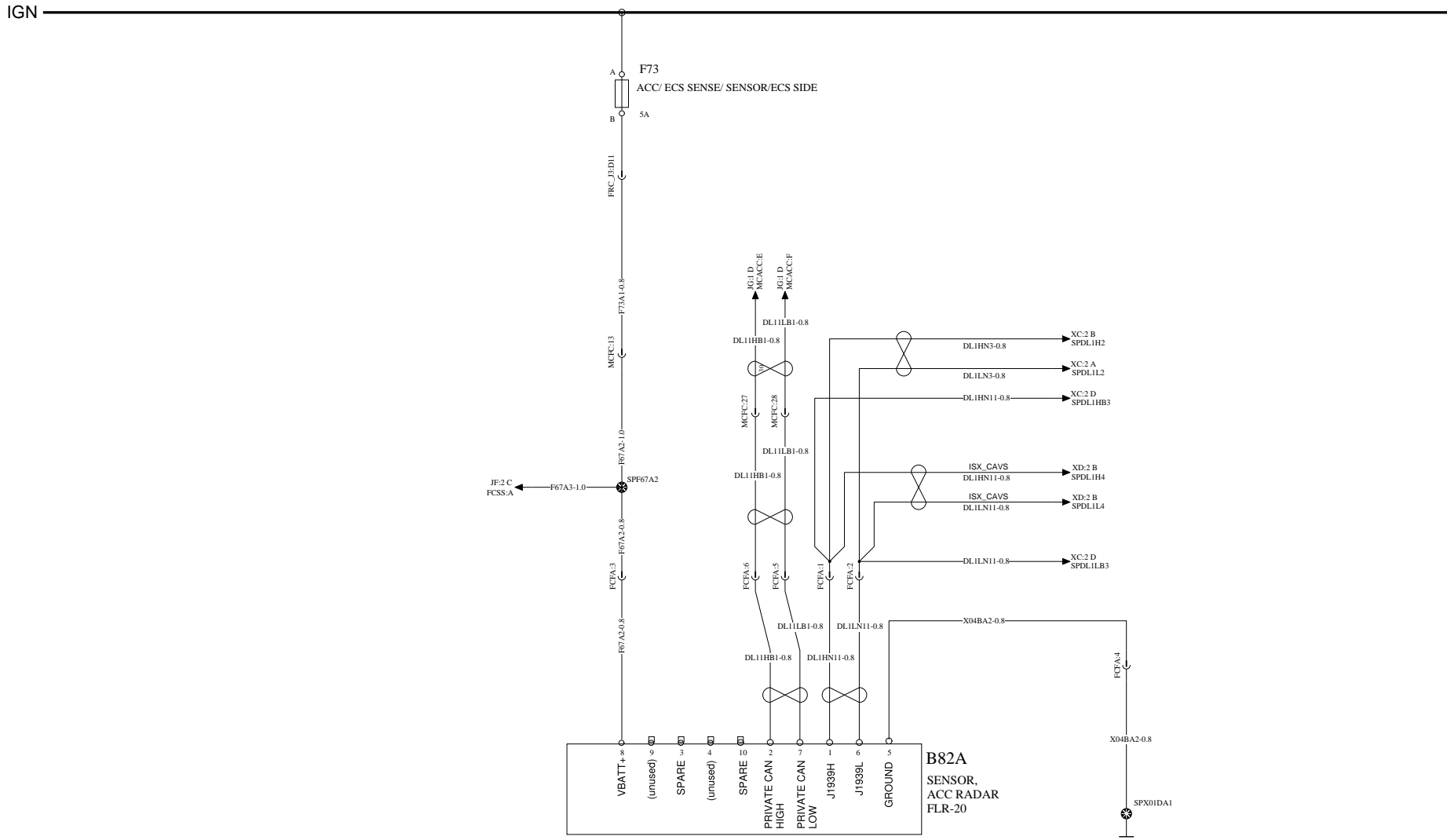


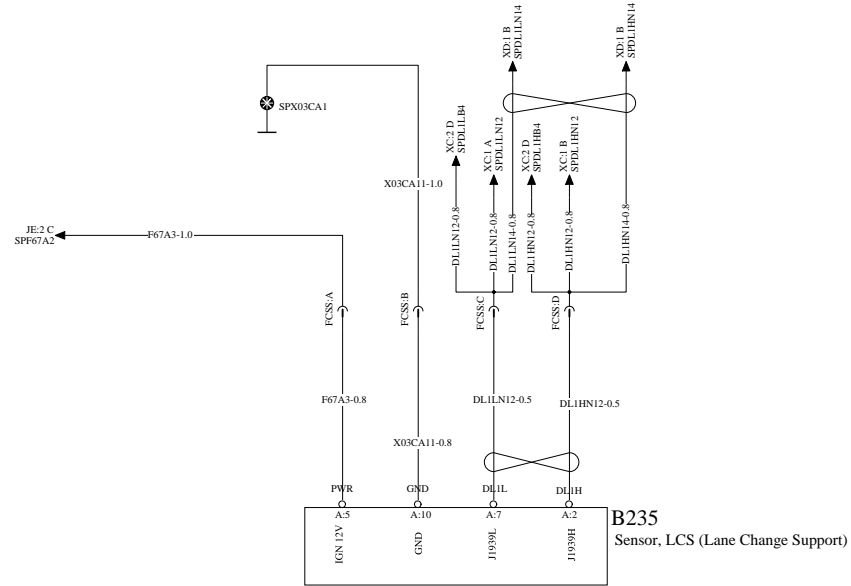
CIGAR LIGHTER / AUX POWER

WIRING DIAGRAM: IK



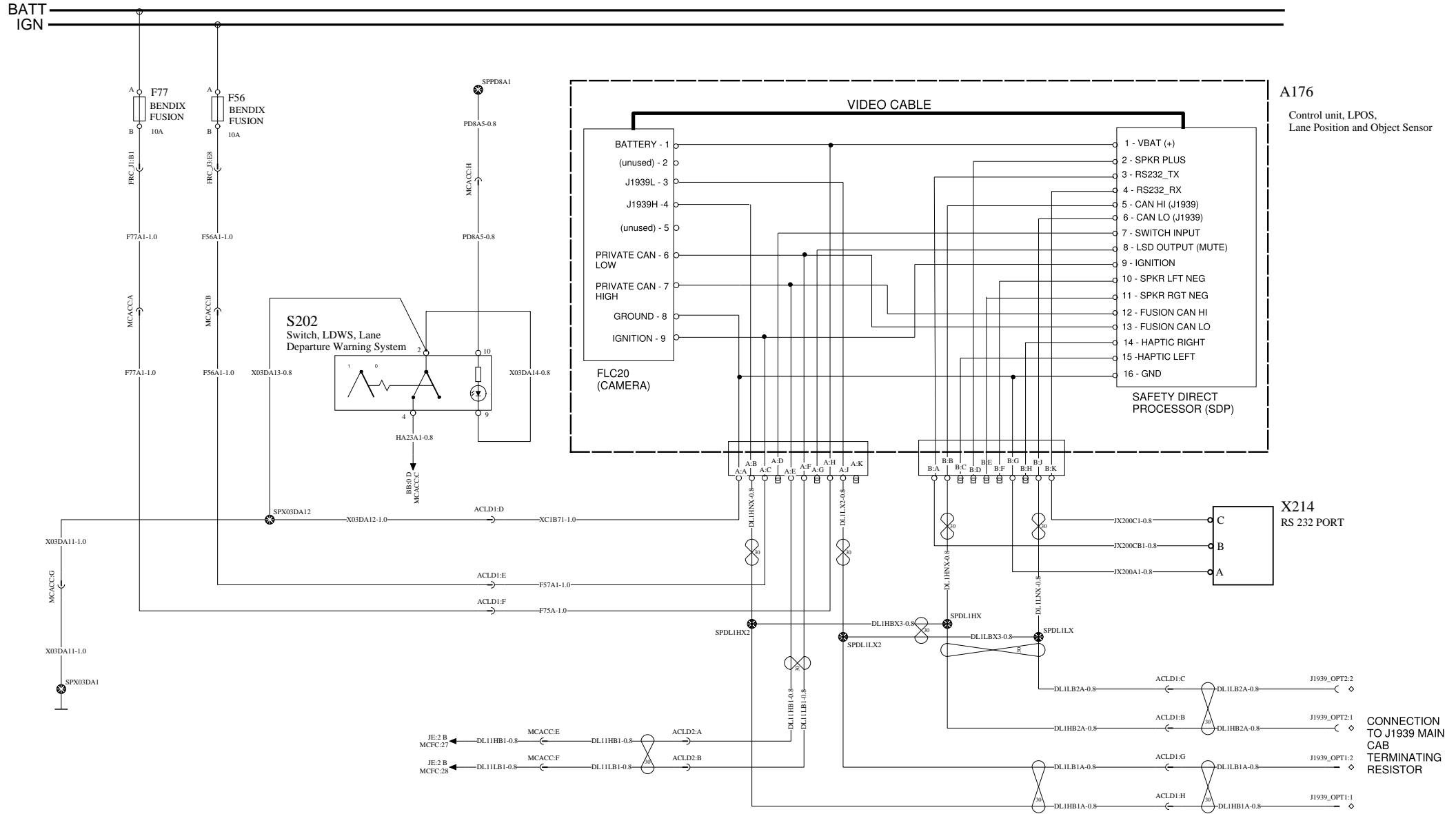




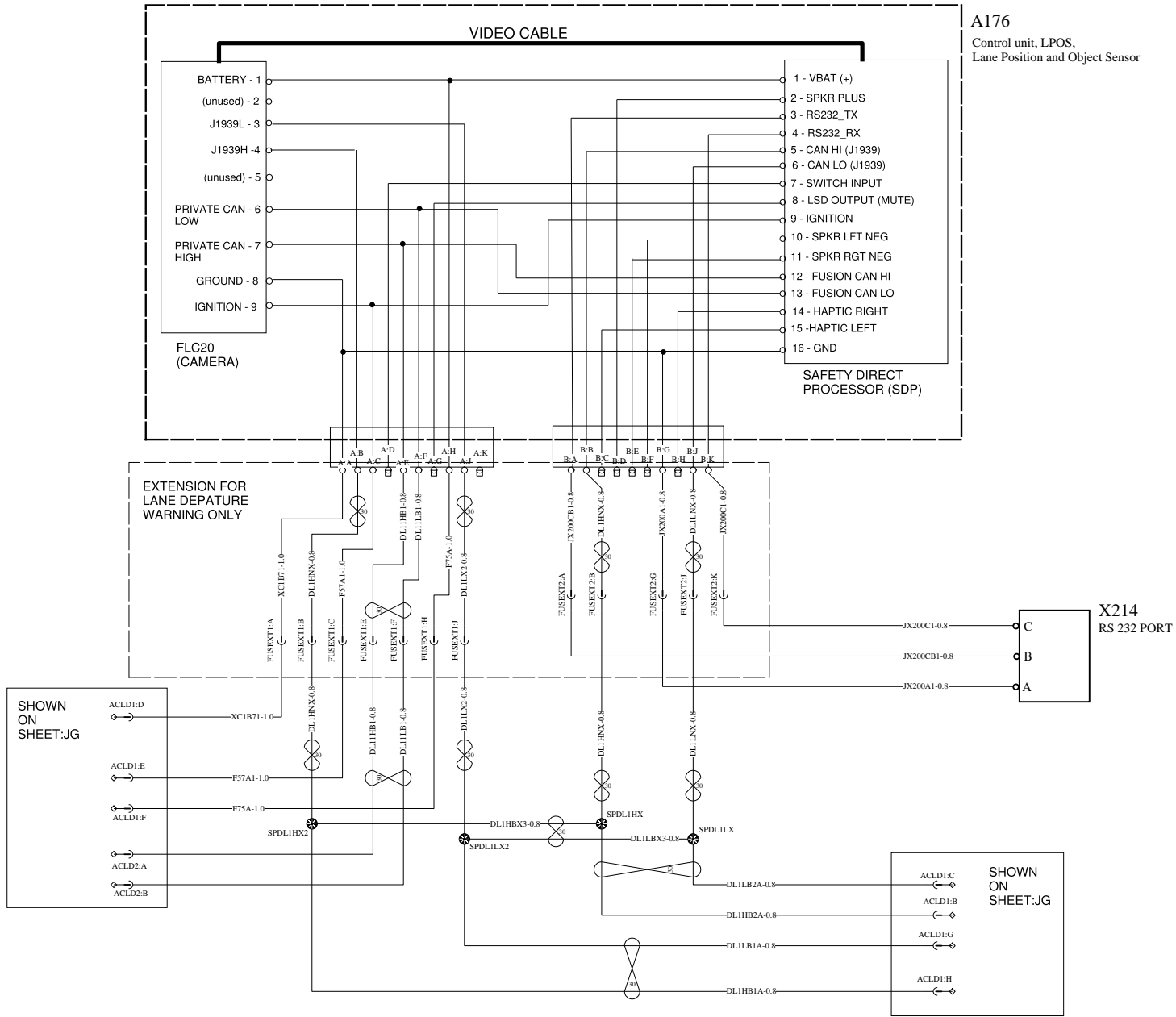


LANE DEPARTURE WARNING - DAYCAB AND 48" SLEEPER

WIRING DIAGRAM: JG

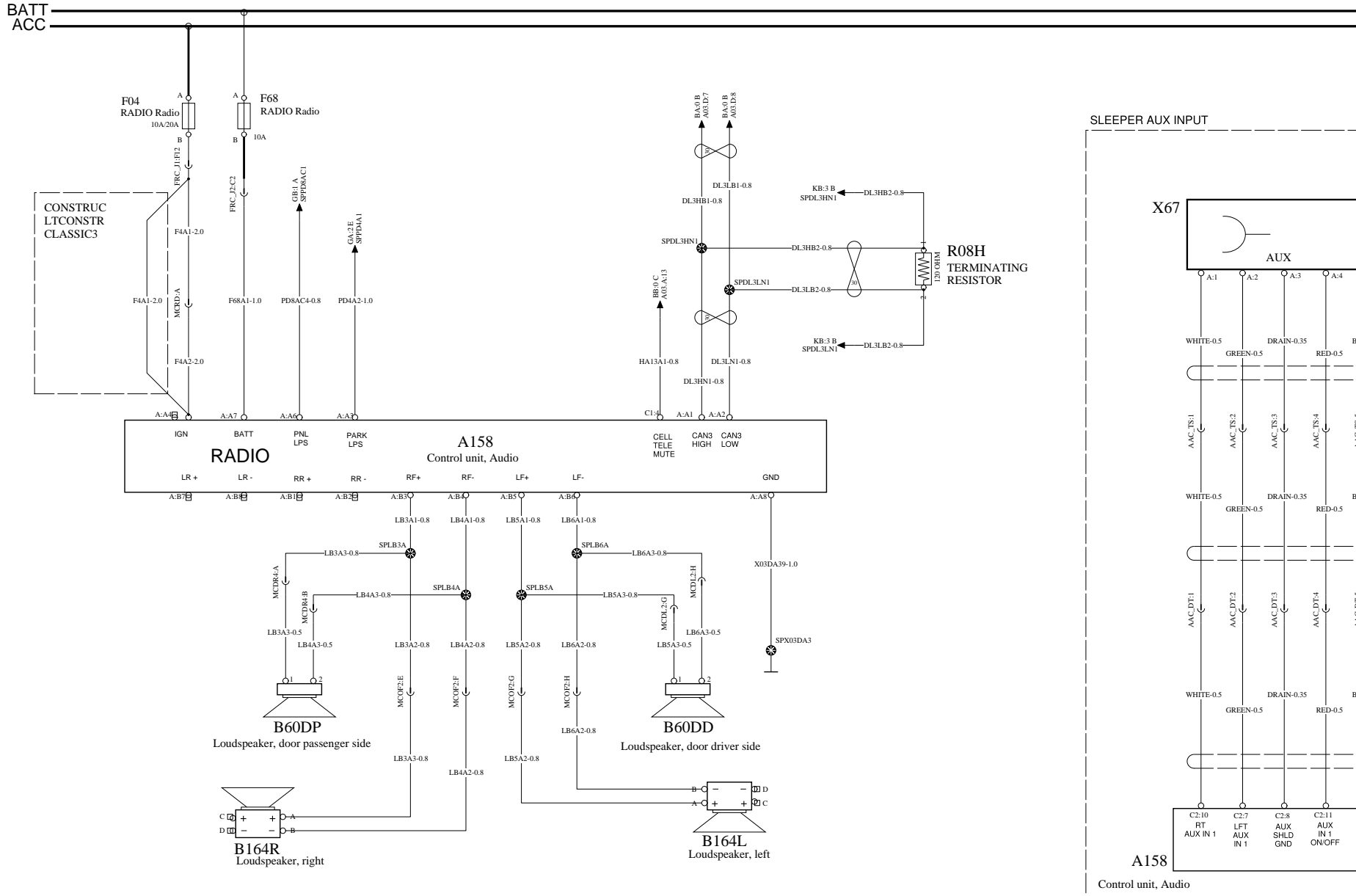


Document title PC 28 MACK SCHEMATIC	Document No 23086355	Issue 04	Volume 1 (2)	Page 88 (108)
Document type PRODUCT SCHEMATIC				



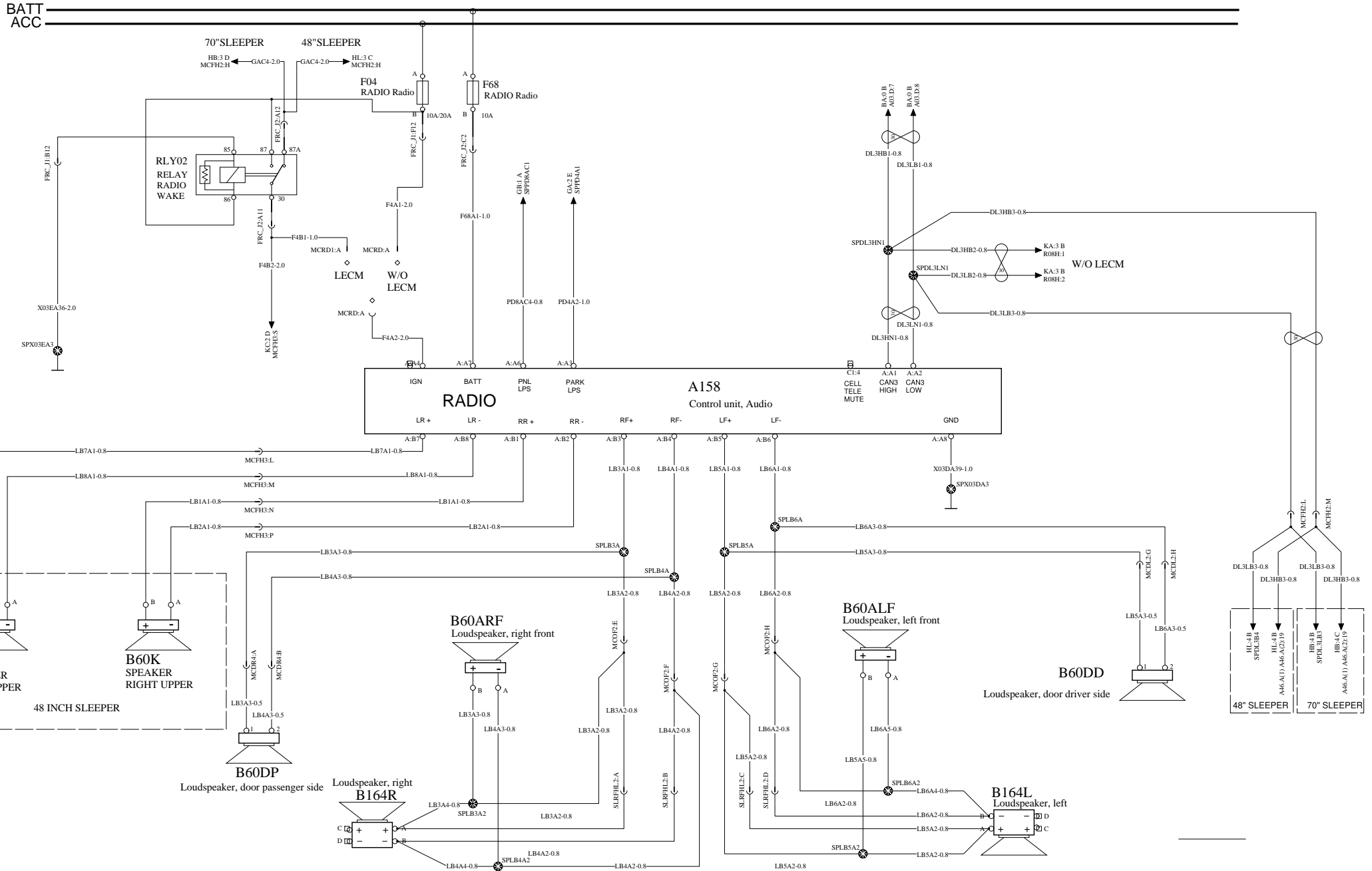
AUDIO SYSTEM - DAYCAB

WIRING DIAGRAM: KA

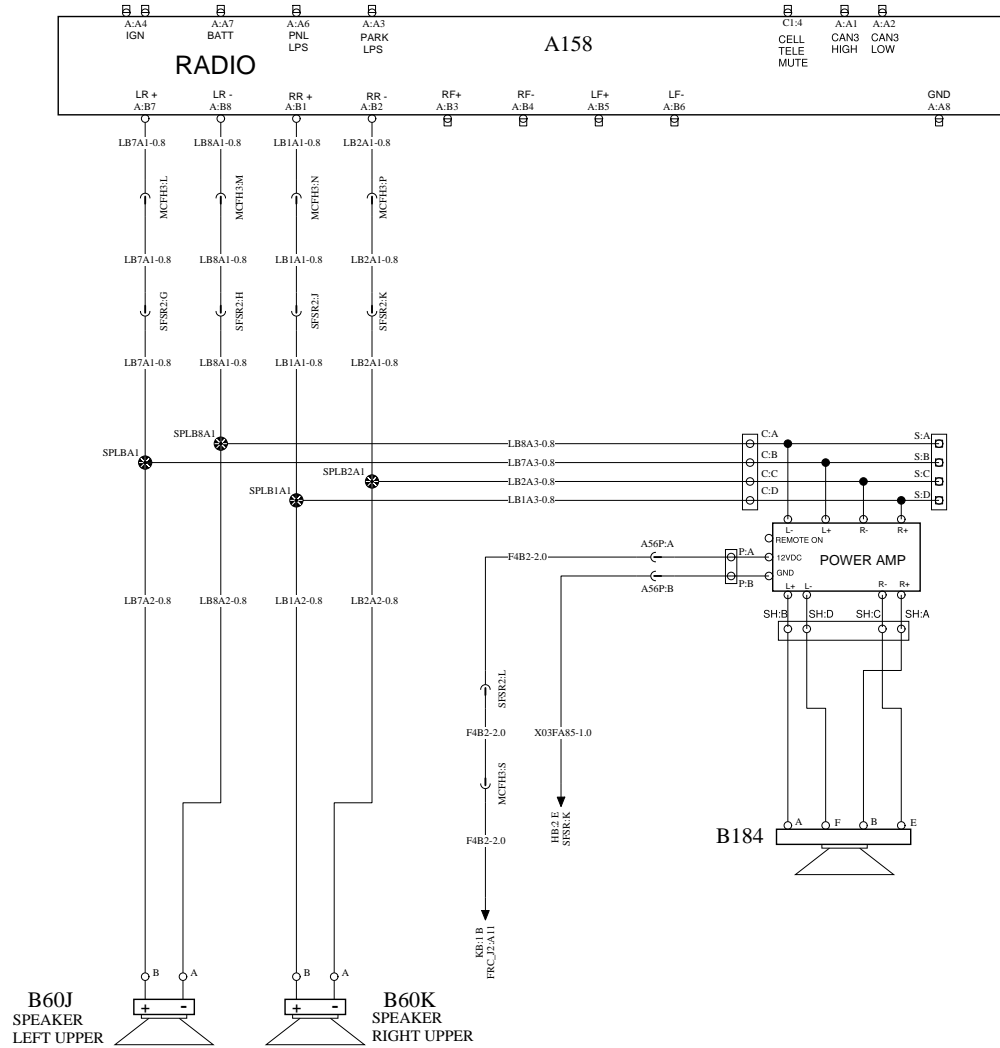


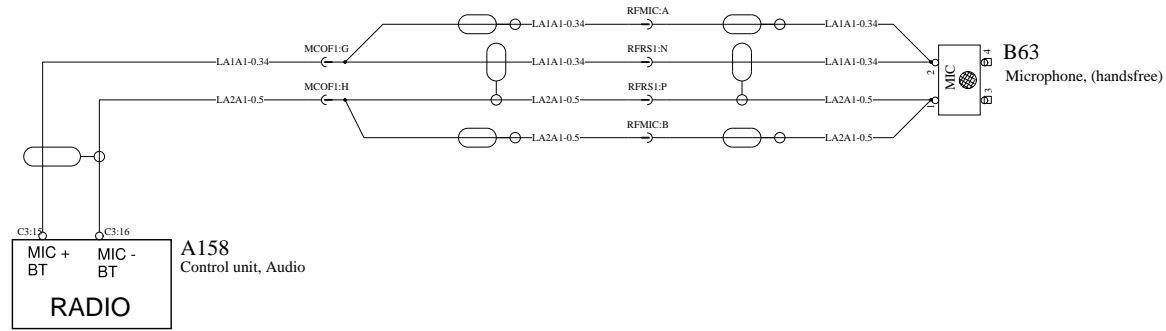
AUDIO SYSTEM - SLEEPERS

WIRING DIAGRAM: KB

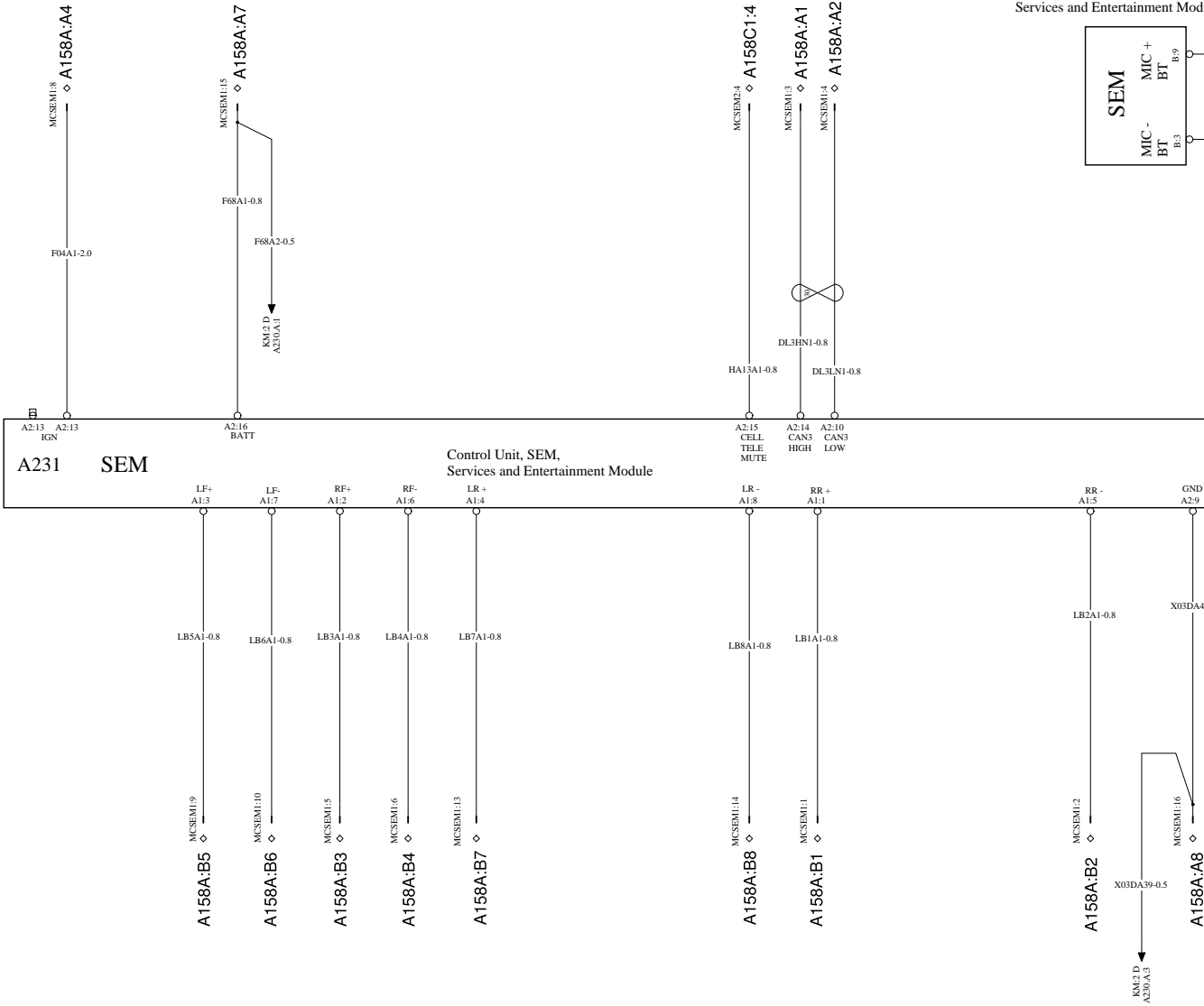


SEE SHEET KB
FOR OTHER CONNECTIONS

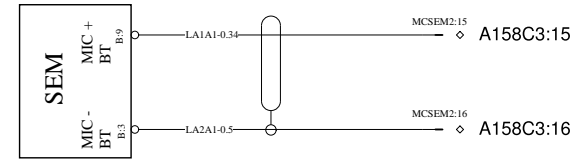




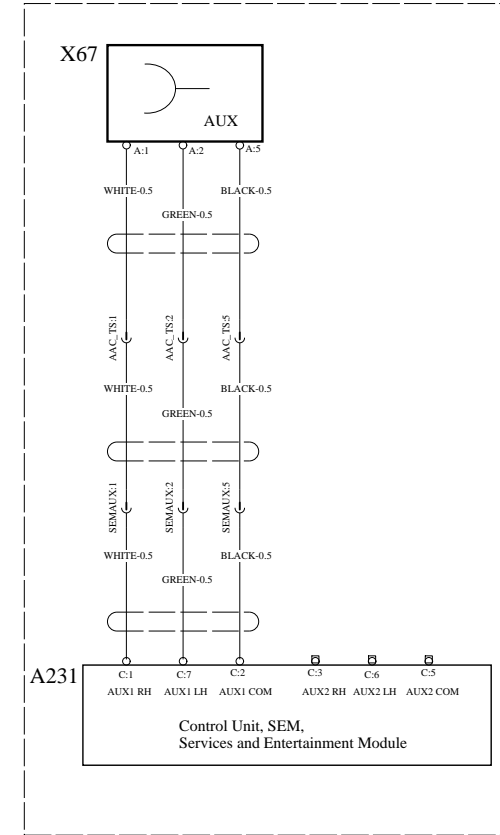
FOR CONNECTIONS TO MAIN CAB SEE AUDIO SYSTEM SCHEMATICS

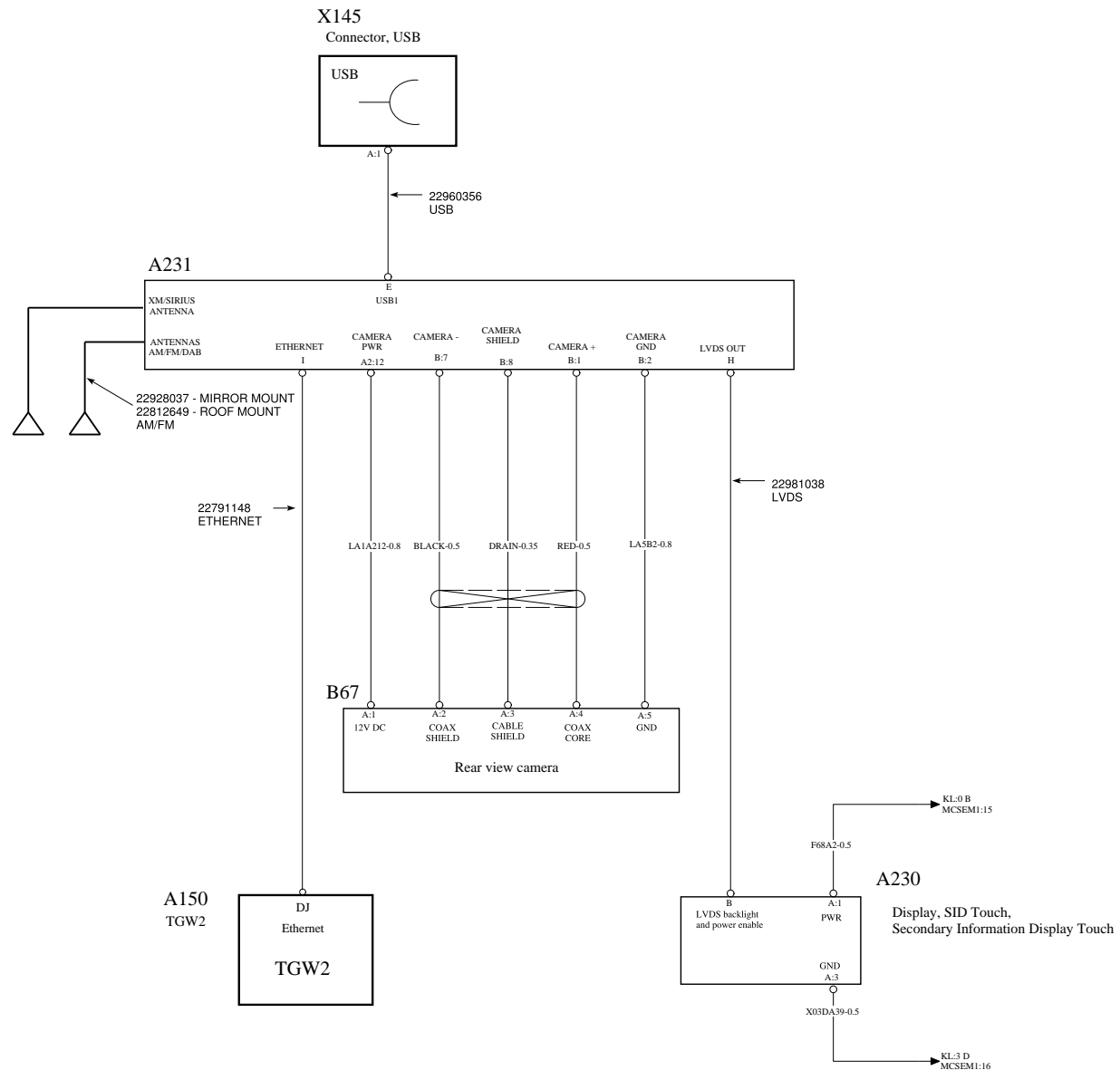


A231
Control Unit, SEM,
Services and Entertainment Module



SLEEPER AUX INPUT

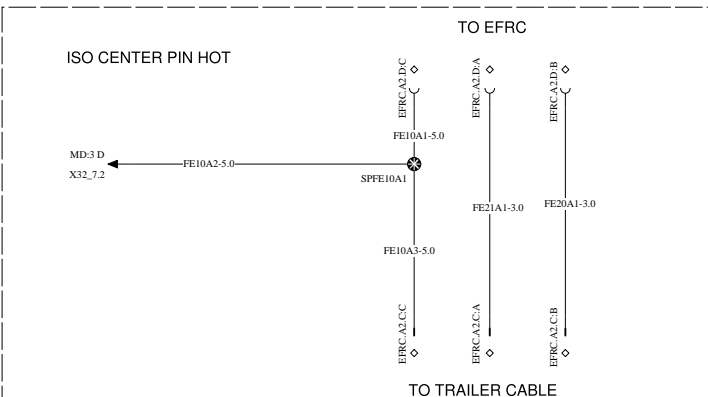
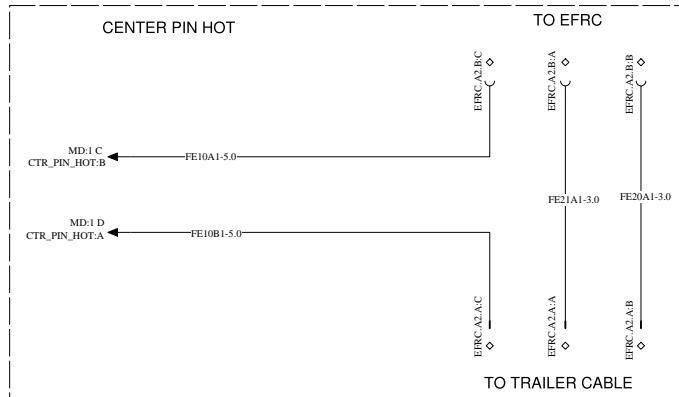




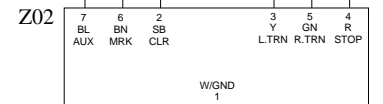
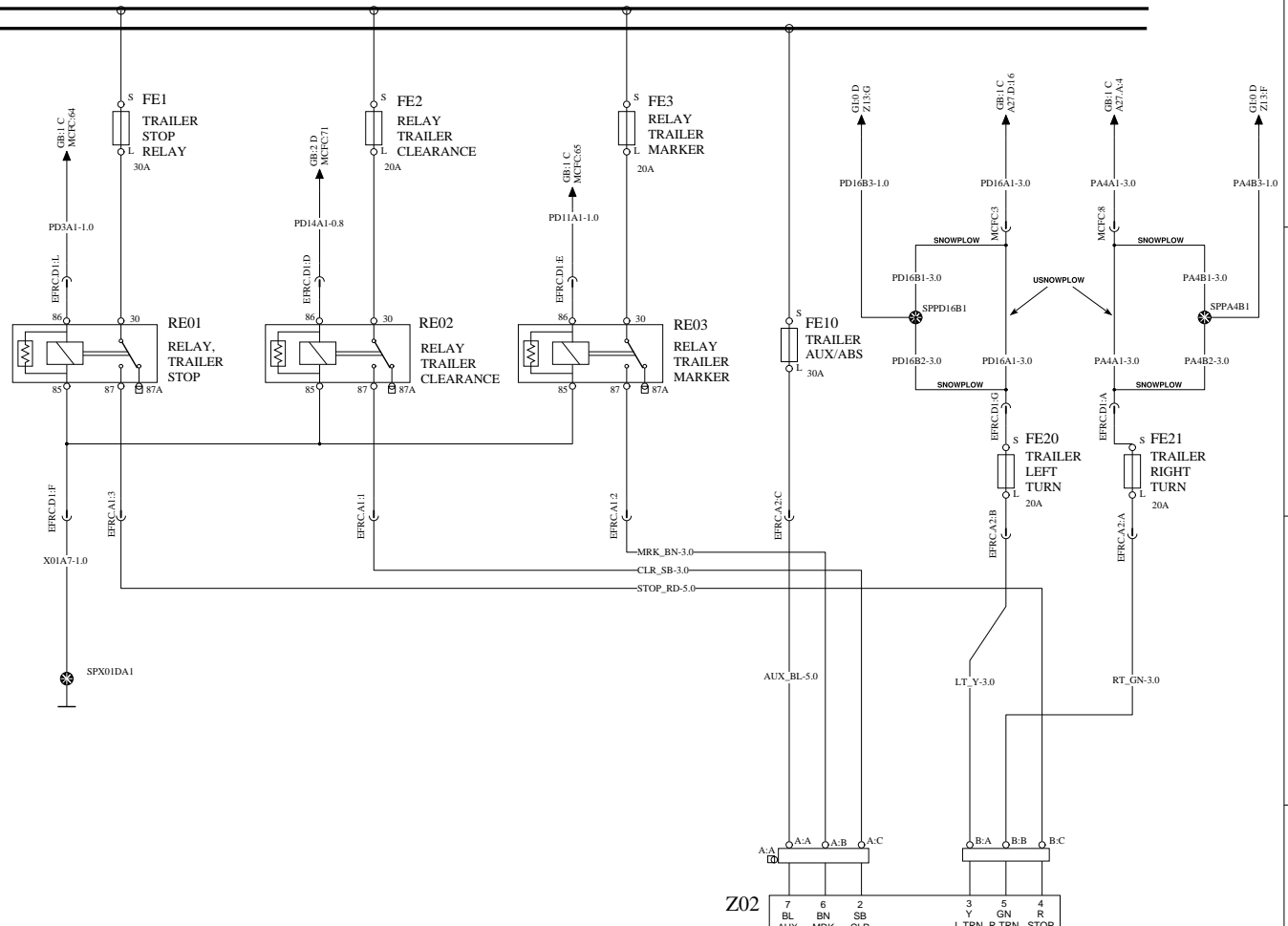
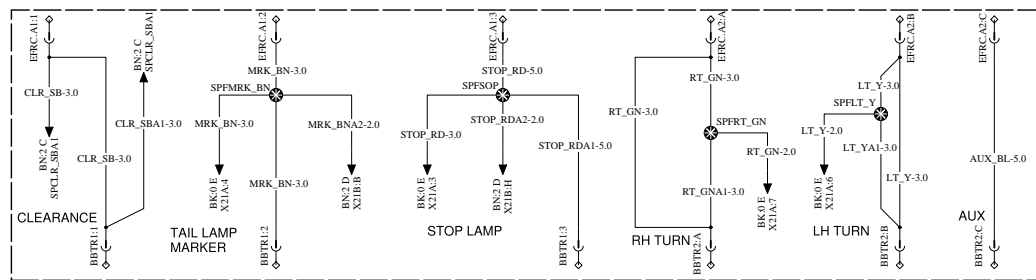
TRAILER CABLE

WIRING DIAGRAM: MA

BATT
IGN

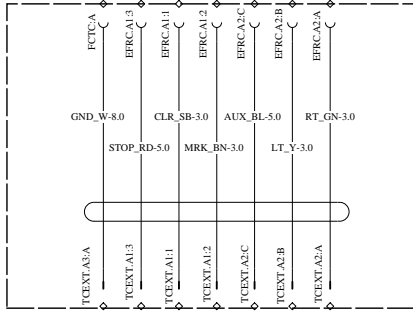


BODY BUILDER INTERCONNECTION

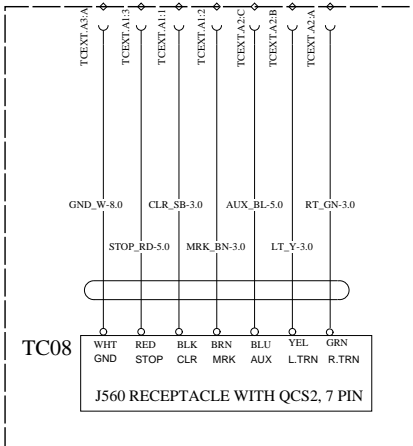


Document title PC 28 MACK SCHEMATIC	Document No 23086355	Issue 04	Volume 1 (2)	Page 96 (108)
Document type PRODUCT SCHEMATIC				

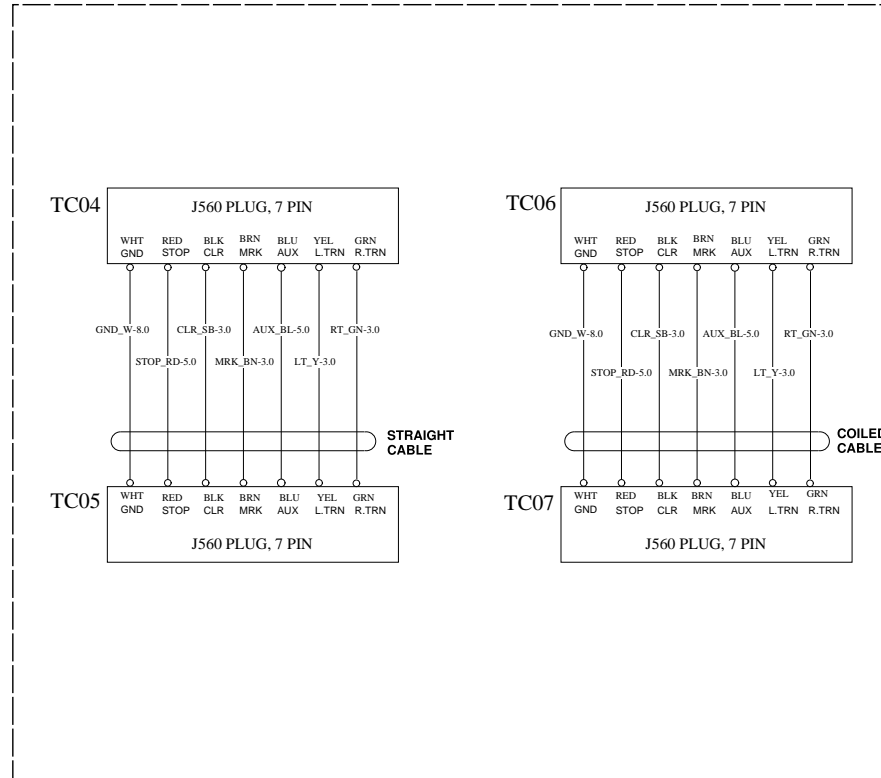
TRAILER CABLE EXTENSION CABLE



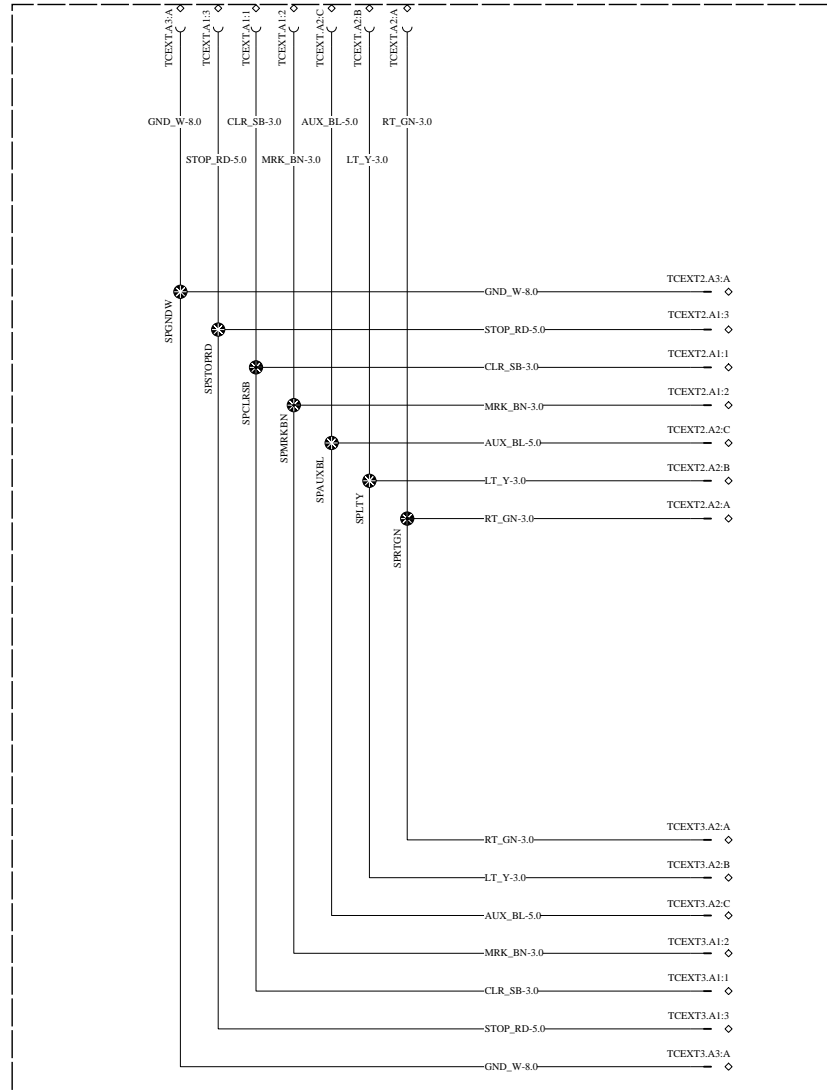
TRAILER CABLE EOF RECEPTACLE



DETACHABLE TRAILER CABLES
STRAIGHT / COILED

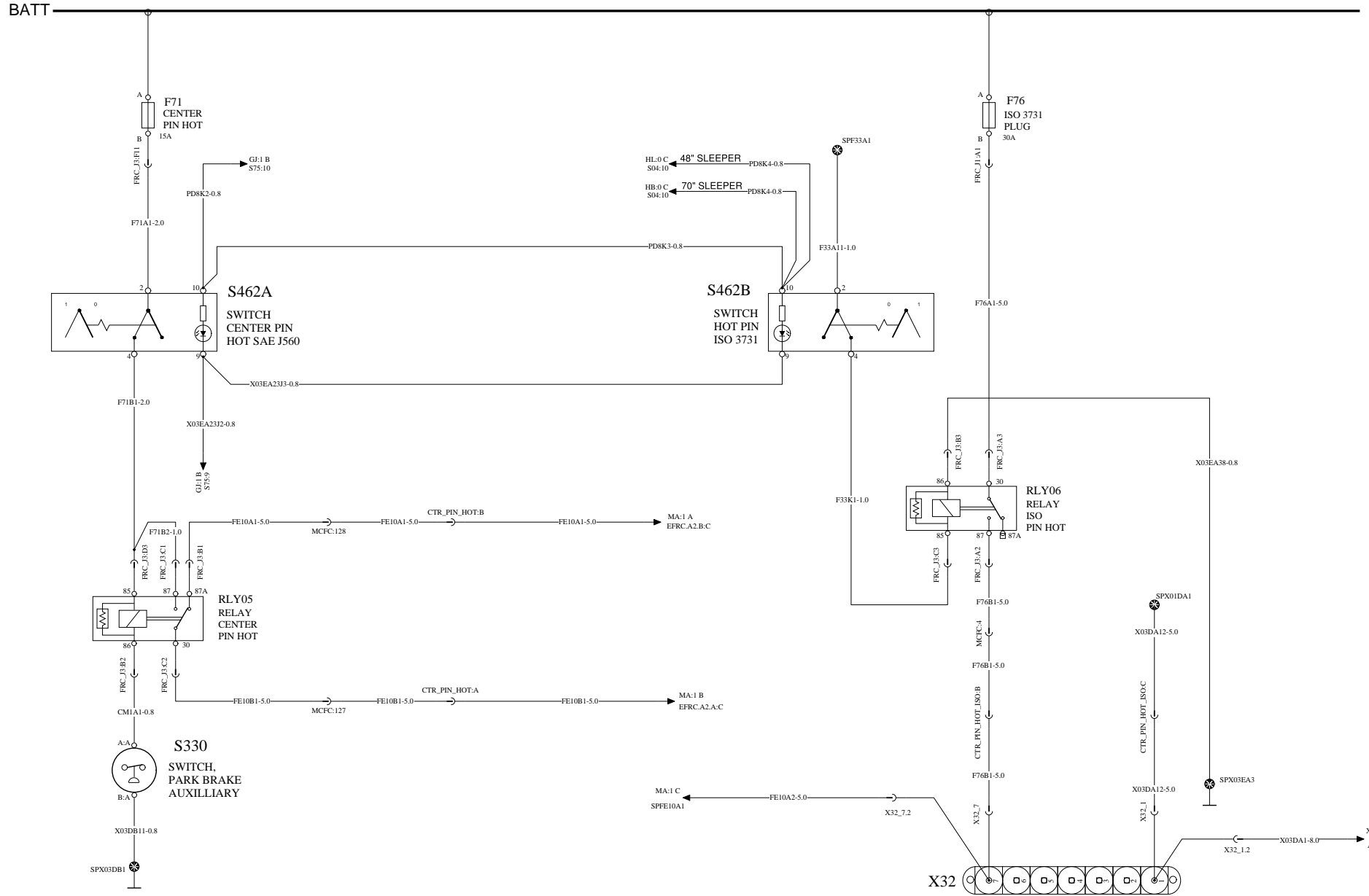


TRAILER CABLE BODY BUILDER
"Y" END OPTION



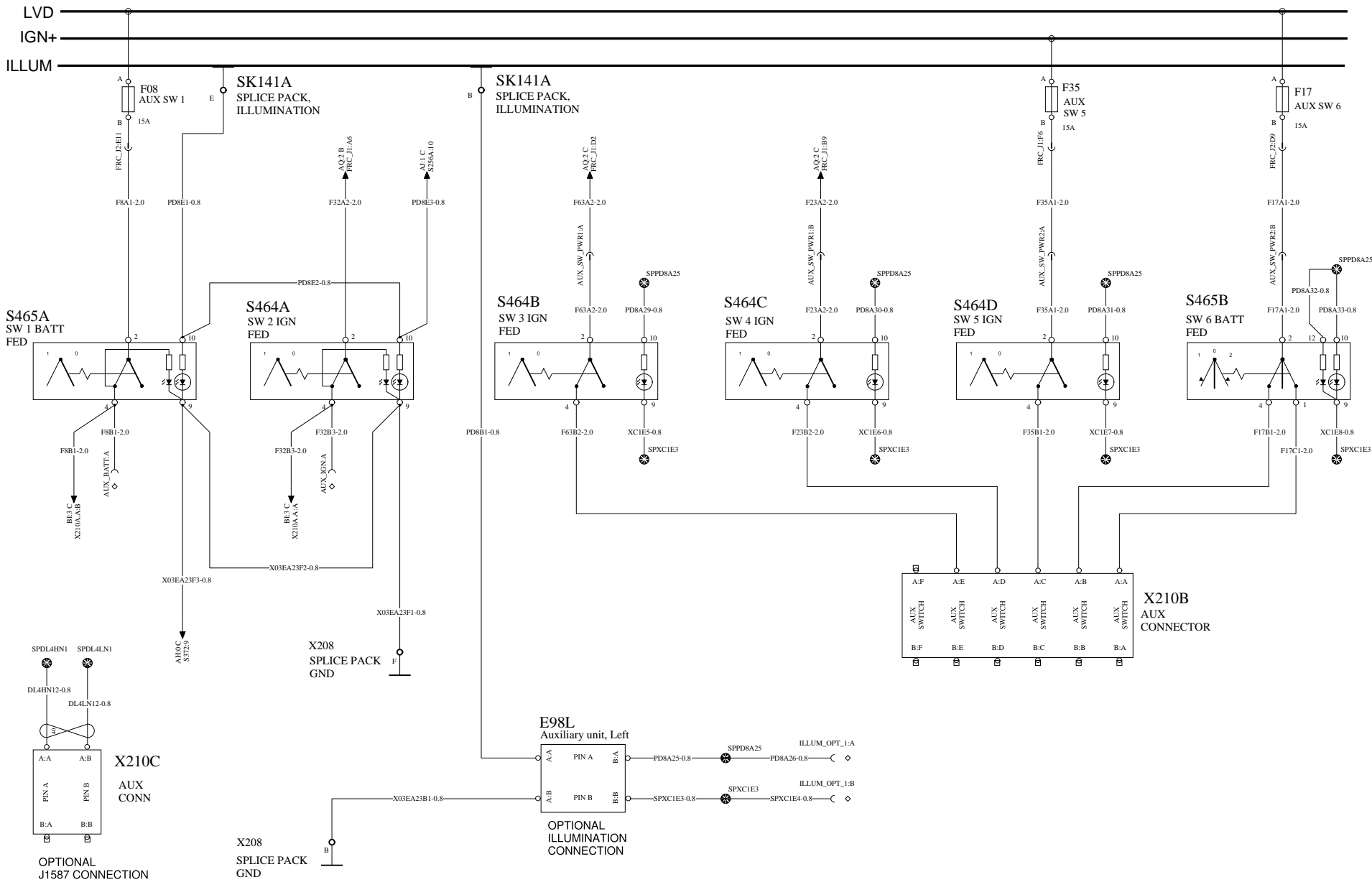
CENTER PIN HOT

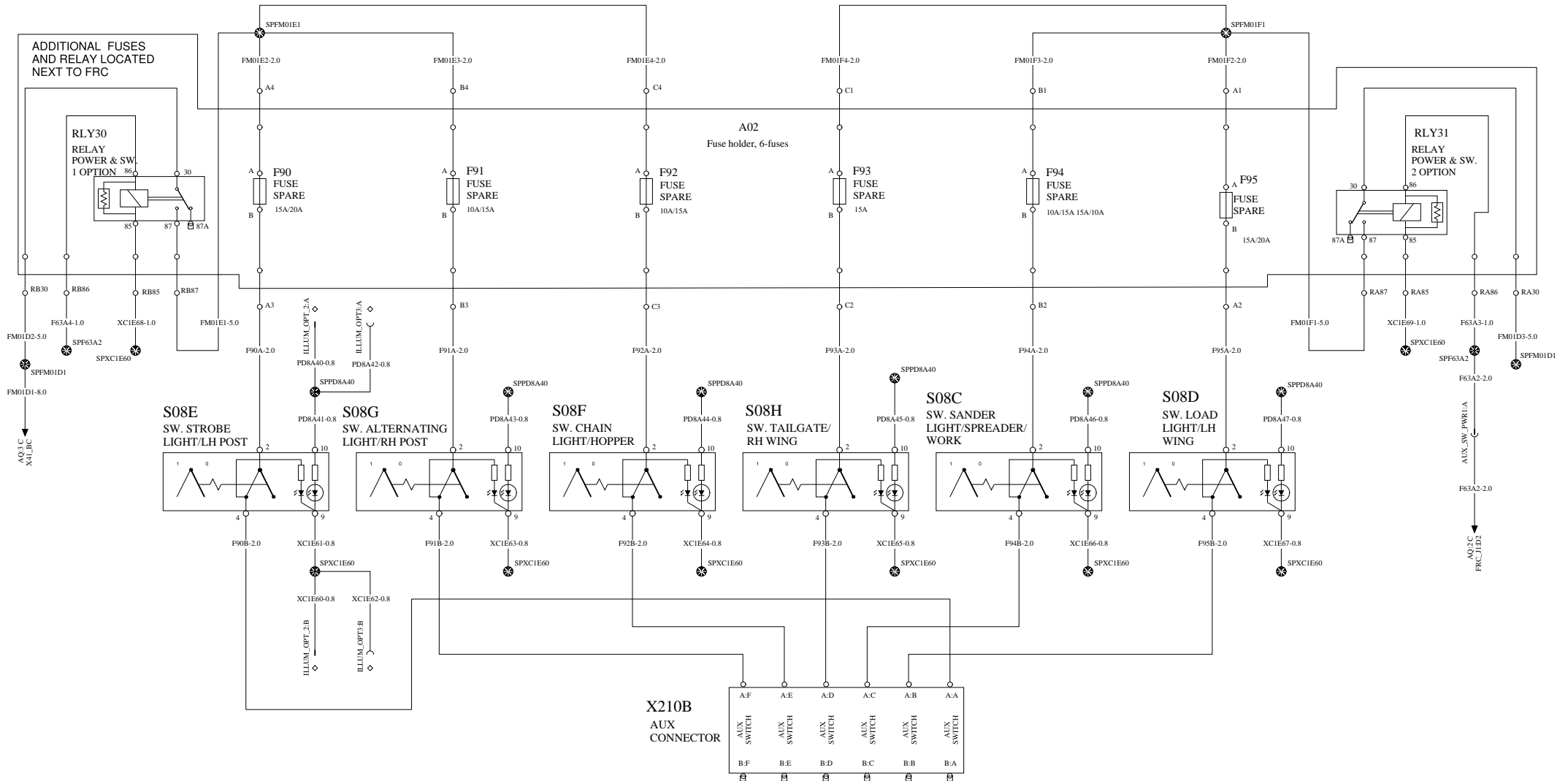
WIRING DIAGRAM: MD

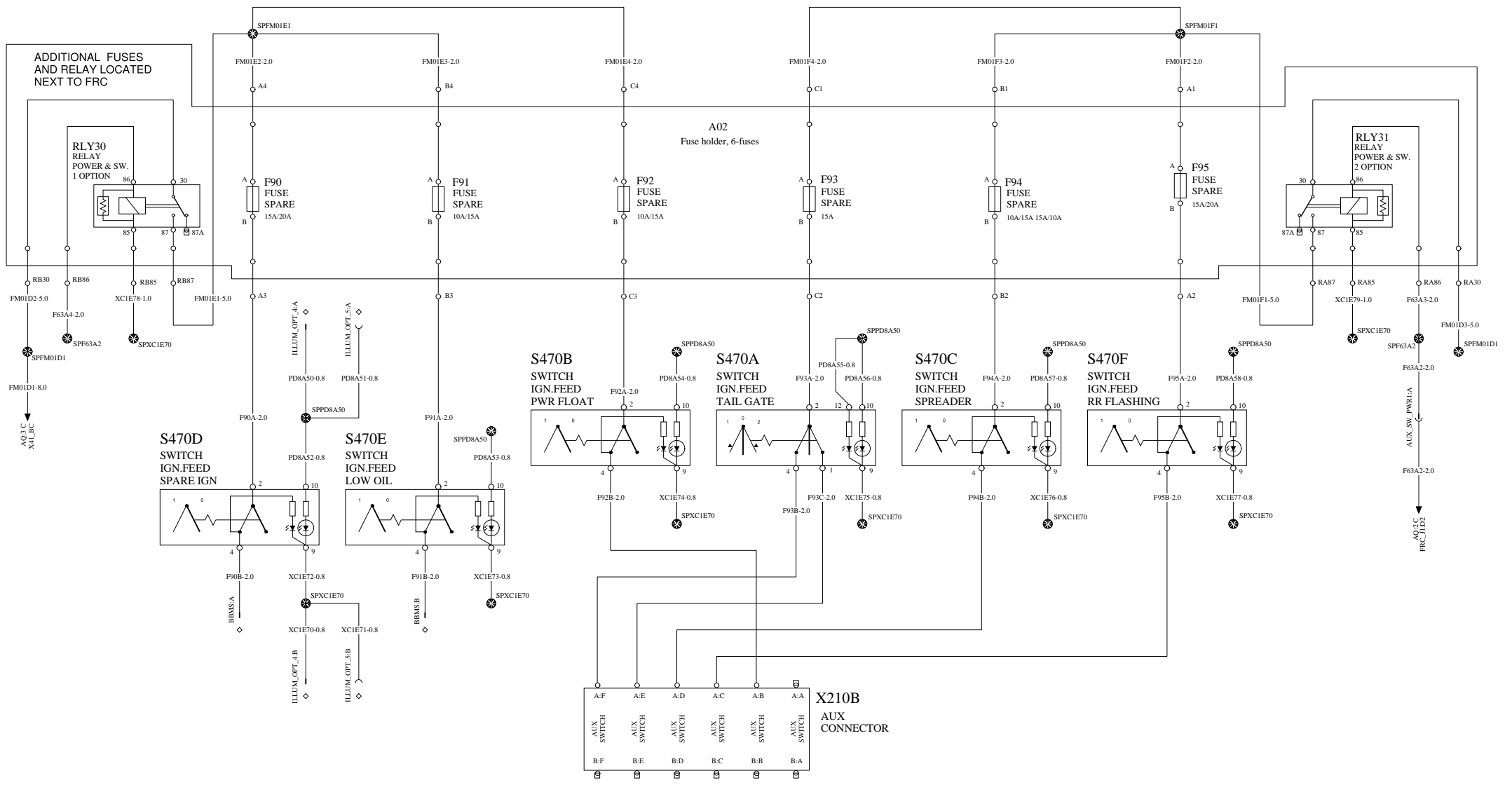


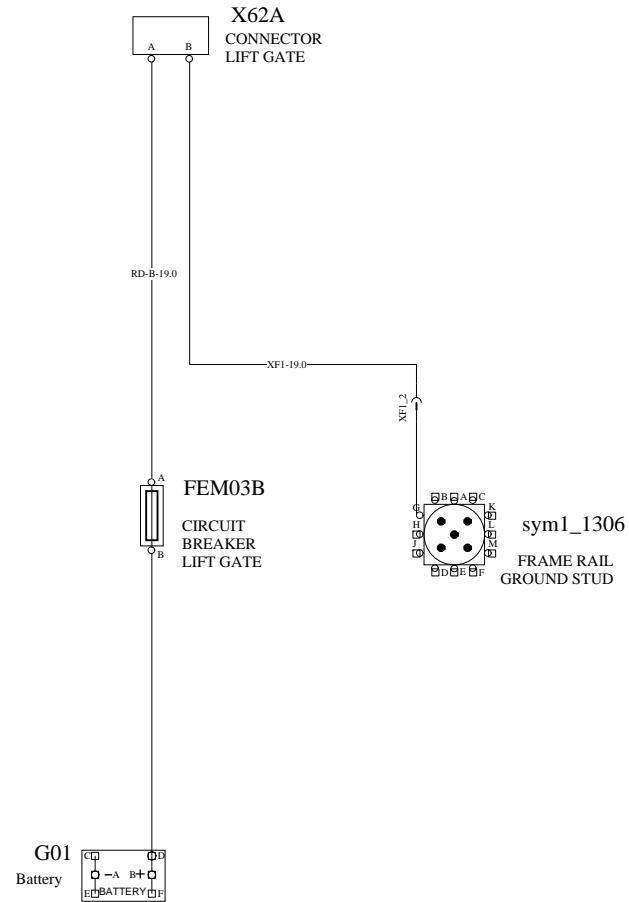
SPARE SWITCHES AND AUXSW-6 OPTION

WIRING DIAGRAM: NA

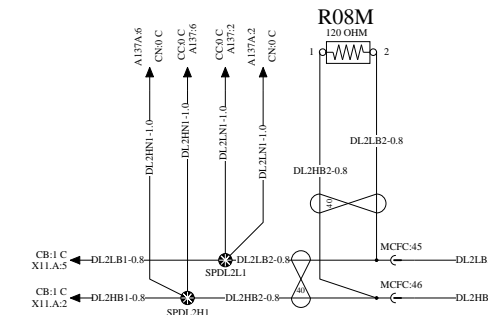
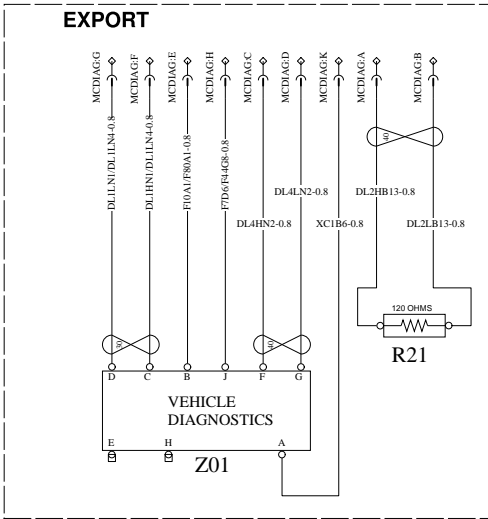




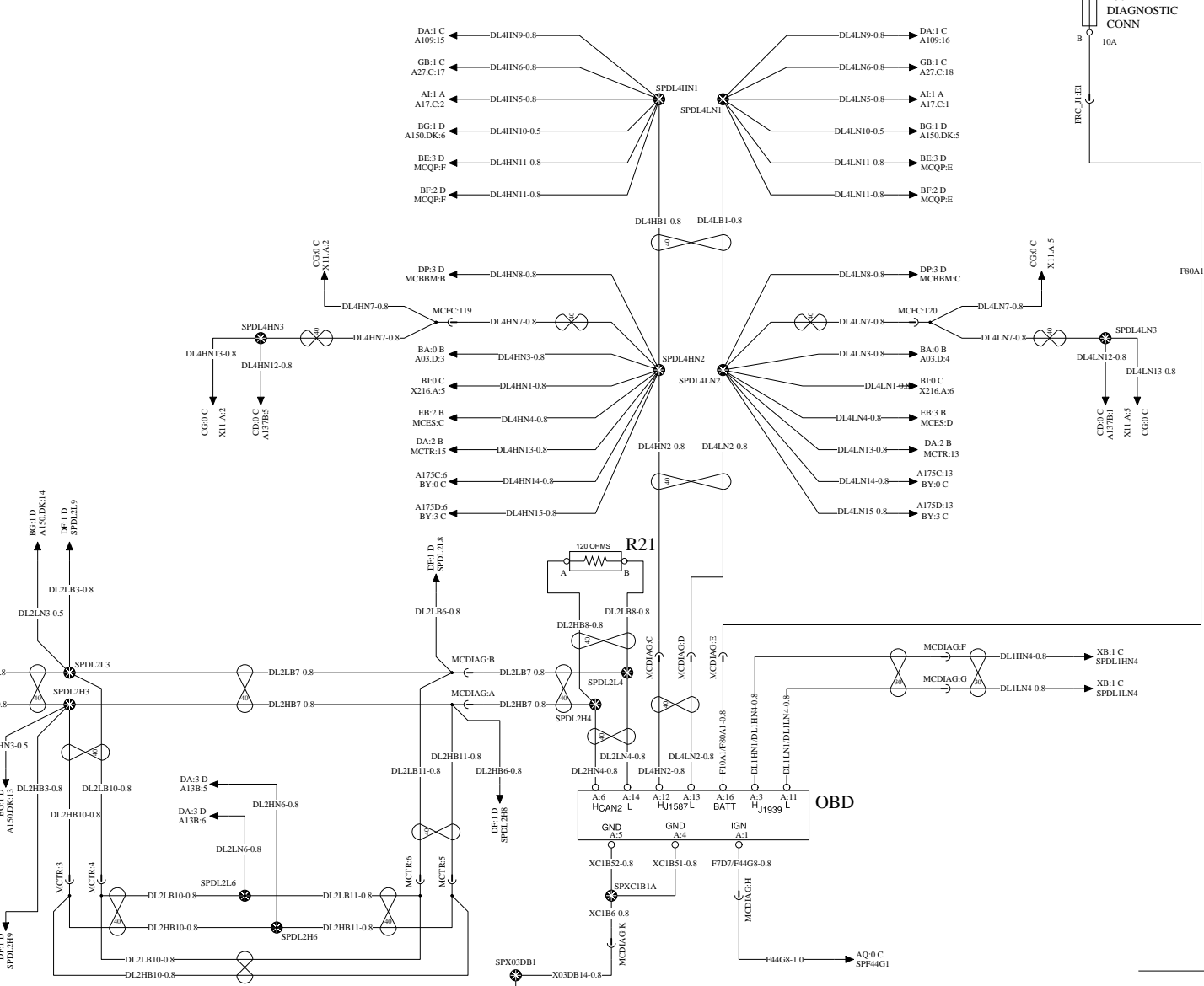




BATT _____

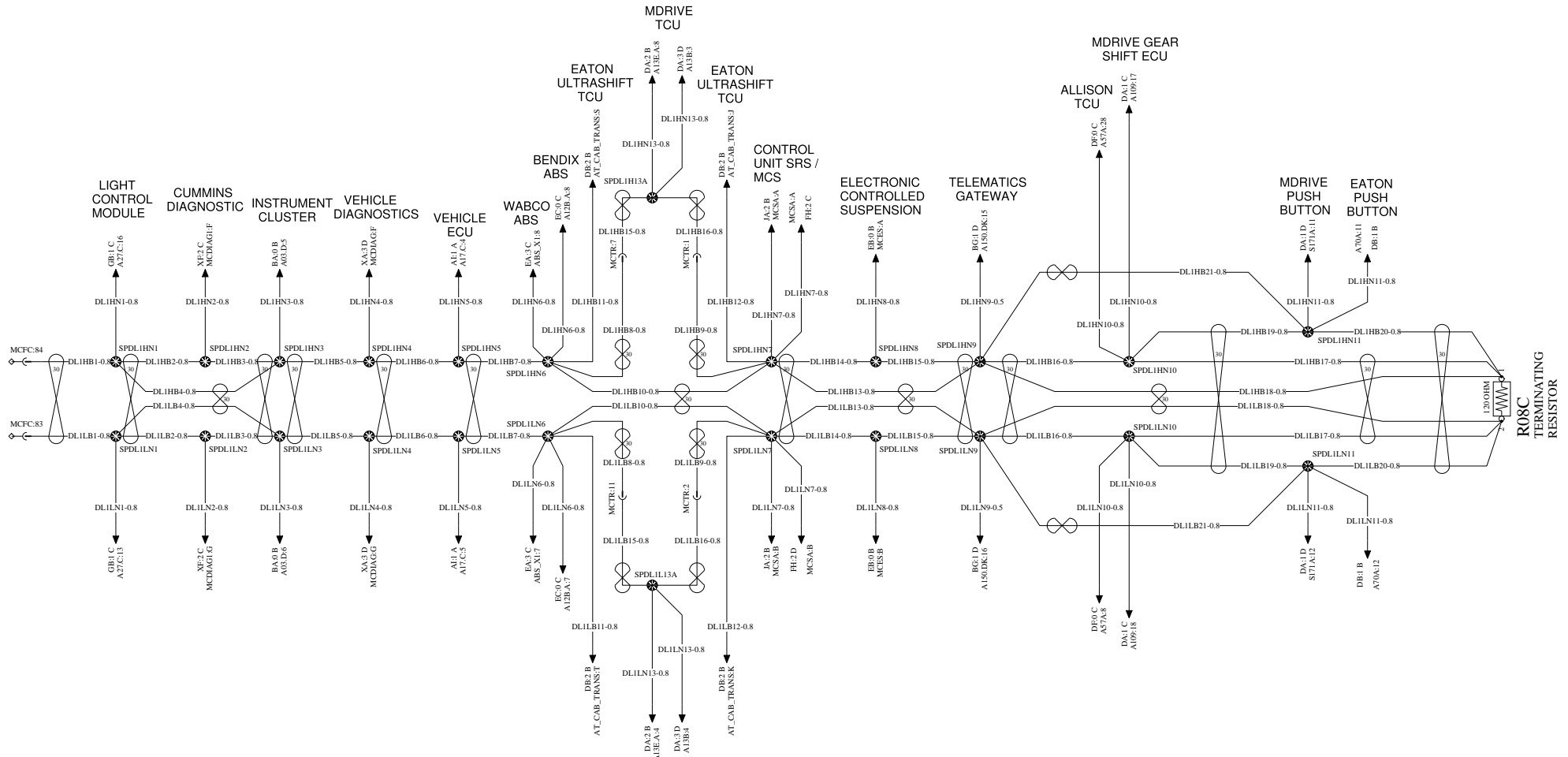


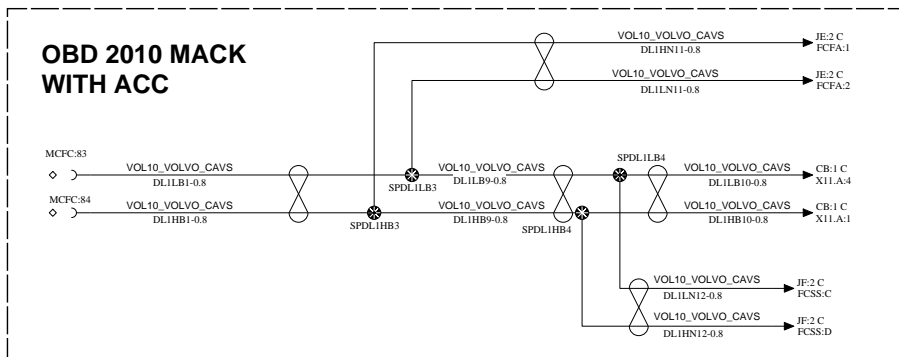
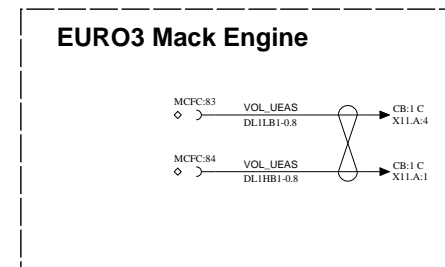
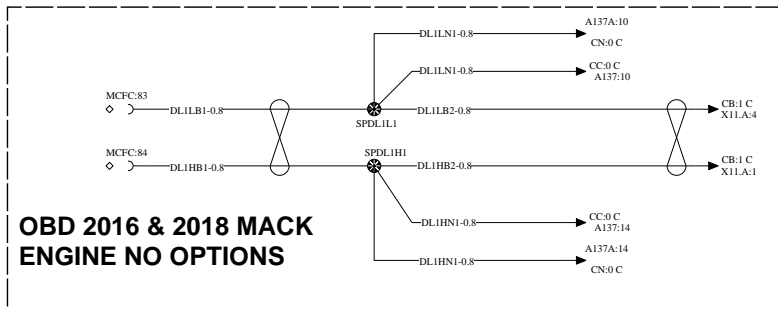
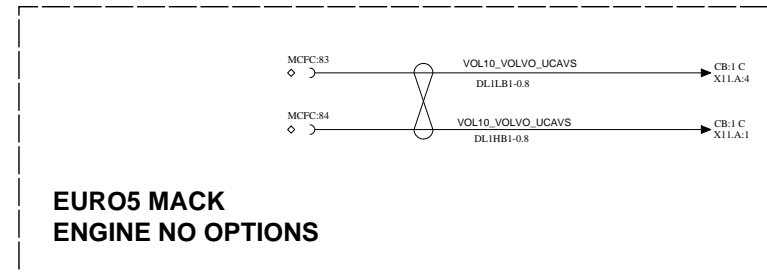
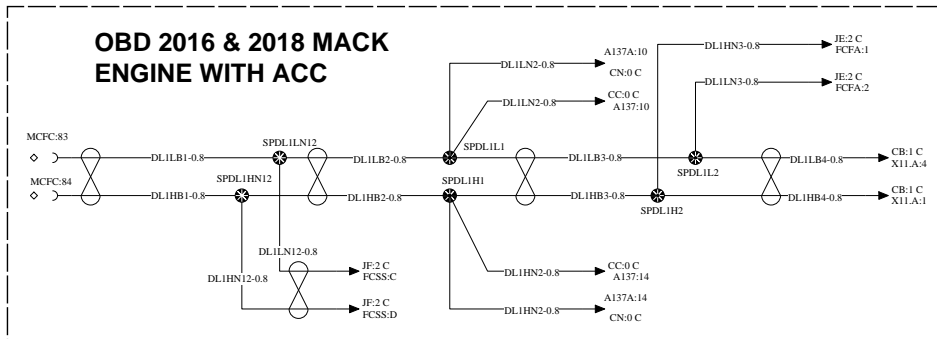
E



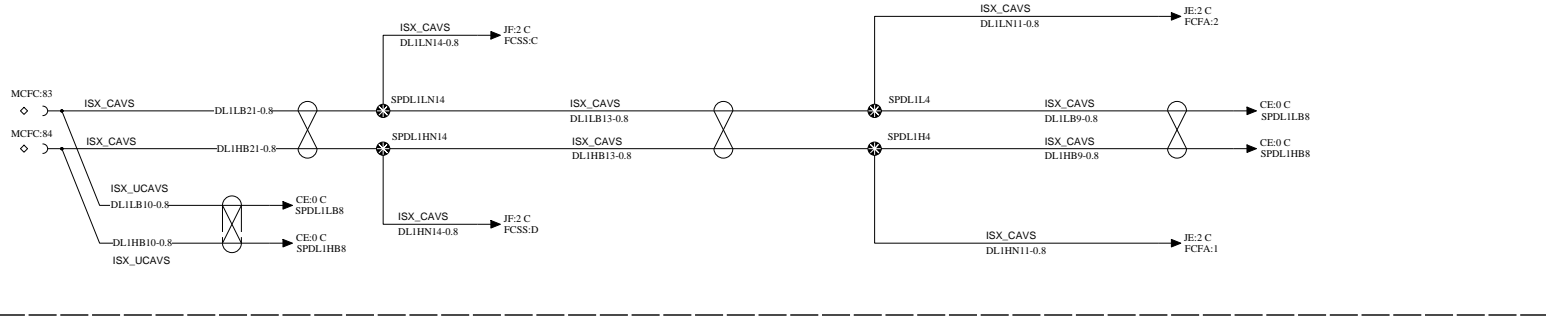
E

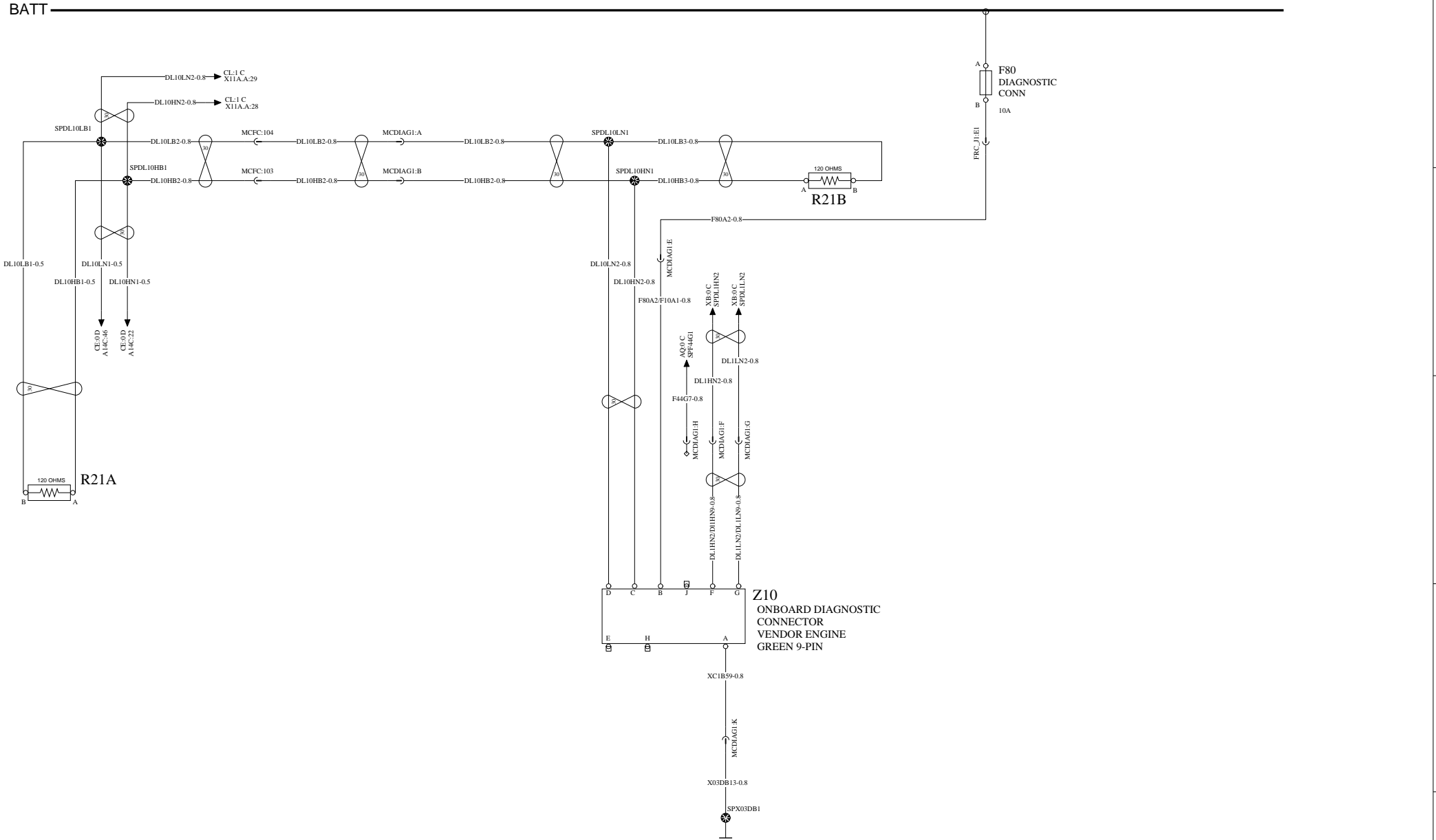
DL1 CONT. ON SHEET XC





**ISL
ENGINE**





0

1

2

3

4

BILL OF MATERIALS INDEX (VOL 2)

NAME	PAGE
GROUNDS	2
FUSES AND CIRCUIT BREAKERS	3

NAME	PAGE
RELAYS	6
COMPONENTS	7

NAME	PAGE
INLINES	16
SPLICES	24

NAME	PAGE
SHELLS	27
REFERENCES	31

A

A

B

B

C

C

D

D

E

E

VOLVO Group Trucks Technology

Document title
PC 28 MACK SCHEMATIC

Document No

Issue

Volume

Page

Document type
PRODUCT SCHEMATIC

23086355

04

2 (2)

1 (40)

0

1

2

3

4

0

1

2

3

4

GROUPS

NAME	PAGE
X06D_MATE BH 1 C	

NAME	PAGE
X07A IK 0 B	

NAME	PAGE
X07B IK 0 C	

NAME	PAGE
X07F IK 2 C	

NAME	PAGE
X07G IK 2 C	

NAME	PAGE
X45 CA 0 B	

NAME	PAGE
X71 AE 2 C	

A

A

B

B

C

C

D

D

E

E

VOLVO Group Trucks Technology

Document title PC 28 MACK SCHEMATIC
--

Document type PRODUCT SCHEMATIC

Document No

23086355

Issue

04

Volume

2 (2)

Page

2 (40)

0

1

2

3

4

FUSES AND CIRCUIT BREAKERS

FUSE	DESCRIPTION	PAGE
F01 ()	OPEN	AB 4 D
F02 ()	HVAC	AB 4 D
F02 ()	HVAC	HA 2 A
F03 ()	HEATED SEATS	AB 4 D
F03 ()	HEATED SEATS	IJ 0 A
F04 ()	RADIO Radio	AB 3 D
F04 ()	RADIO Radio	KA 0 A
F04 ()	RADIO Radio	KB 1 A
F05 ()	LECM4	AA 1 C
F05 ()	LECM4	HB 3 A
F05 ()	LECM4	HL 2 A
F06 ()	RH SLEEPER PWR PORTS/ CONSOLE	AA 0 C
F06 ()	RH SLEEPER PWR PORTS/ CONSOLE	IK 2 A
F07 ()	LH SLEEPER PWR PORTS	AA 2 C
F07 ()	LH SLEEPER PWR PORTS	IK 2 A
F08 ()	AUX SW 1	AA 2 C
F08 ()	AUX SW 1	NA 0 A
F09 ()	USB CHARGE PORTS	AA 0 C
F09 ()	USB CHARGE PORTS	IK 3 A
F10 ()	CUST.	AA 3 C
F10 ()	CUST.	AQ 1 A
F11 ()	INTERIOR AUX. FAN	AB 3 D
F11 ()	INTERIOR AUX. FAN	IJ 4 A
F12 ()	DASH POWER PORT	AB 3 D
F12 ()	DASH POWER PORT	IK 0 A
F13 ()	OPEN	AB 4 D
F14 ()	OPEN	AB 4 D
F15 ()	/BBM BBM LECM1 LECM1/	AA 1 C
F15 ()	/BBM BBM LECM1 LECM1/	HB 2 A
F15 ()	/BBM BBM LECM1 LECM1/	HL 1 A
F16 ()	OPEN	AA 3 C
F16 ()	OPEN	BY 0 A
F17 ()	AUX SW 6	AA 0 C
F17 ()	AUX SW 6	NA 4 A
F18 ()	INT LAMP/ LECM 3 HVAC FAN	AA 1 C
F18 ()	INT LAMP/ LECM 3 HVAC FAN	HB 3 A
F18 ()	INT LAMP/ LECM 3 HVAC FAN	HL 3 A
F19 ()	NEUTRAL POWER	AA 0 C
F19 ()	NEUTRAL POWER	BI 4 A
F20 ()	HORN	AA 2 B
F20 ()	HORN	GQ 1 A
F21 ()	OPEN	AB 3 B
F22 ()	DCP OPEN R	AA 2 C
F22 ()	DCP OPEN R	IF 3 A
F23 ()	AUX. AUX.SW CUST./ SW	AB 0 C
F23 ()	AUX. AUX.SW CUST./ SW	AQ 2 A
F24 ()	DCP L OPEN	AA 1 C
F24 ()	DCP L OPEN	IF 1 A
F25 ()	TGW DCP	AB 3 D
F25 ()	TGW DCP	IF 1 A

FUSE	DESCRIPTION	PAGE
F26 ()	DOME/ DOME/DOOR DOOR INT LAMPS	AA 1 C
F26 ()	DOME/ DOME/DOOR DOOR INT LAMPS	IA 2 A
F27 ()	LCM3	AA 3 B
F27 ()	LCM3	GB 2 A
F28 ()	CUST.	AA 3 C
F28 ()	CUST.	AQ 1 A
F29 ()	EFRC	AA 2 D
F29 ()	EFRC	AC 2 A
F30 ()	ULTRASHIFT	AB 3 B
F30 ()	ULTRASHIFT	DB 3 A
F31 ()	CUMMINS IGN	AB 3 B
F31 ()	CUMMINS IGN	CE 2 A
F31 ()	CUMMINS IGN	CL 0 A
F32 ()	AUX. AUX.SW CUST./ SW	AB 1 C
F32 ()	AUX. AUX.SW CUST./ SW	AQ 2 A
F33 ()	CLU/AIR SOL/SW	AB 3 C
F33 ()	CLU/AIR SOL/SW	AH 1 A
F33 ()	CLU/AIR SOL/SW	FD 2 A
F33 ()	CLU/AIR SOL/SW	FE 2 A
F34 ()	OPEN	AB 0 C
F34 ()	OPEN	BY 2 A
F35 ()	AUX SW 5	AB 4 C
F35 ()	AUX SW 5	NA 3 A
F36 ()	PEOPLENET QUALCOM/ TELEMATICS	AB 2 C
F36 ()	PEOPLENET QUALCOM/ TELEMATICS	BE 2 A
F36 ()	PEOPLENET QUALCOM/ TELEMATICS	BF 2 A
F36 ()	PEOPLENET QUALCOM/ TELEMATICS	BG 1 A
F37 ()	FUME DETECTOR	AB 2 C
F37 ()	FUME DETECTOR	CM 0 A
F38 ()	LECM MIRR. TEMP.	AB 2 C
F38 ()	LECM MIRR. TEMP.	HB 3 A
F38 ()	LECM MIRR. TEMP.	HL 3 A
F39 ()	MCS	AA 4 D
F39 ()	MCS	PH 1 A
F40 ()	LCP/ LCM	AA 2 D
F40 ()	LCP/ LCM	GA 0 A
F41 ()	ABS	AA 1 B
F41 ()	ABS	EA 2 A
F41 ()	ABS	EC 2 A
F42 ()	DISPLAY TTU	AA 4 B
F43 ()	LECM2	AA 0 B
F43 ()	LECM2	HB 2 A
F43 ()	LECM2	HL 2 A
F44 ()	KEY SW./ M-DRIVE START	AA 3 B
F45 ()	OPEN	AB 3 B
F46 ()	OPEN	AB 1 C
F47 ()	BB IGN	AB 3 C
F47 ()	BB IGN	BI 3 A
F48 ()	HEATED WINDSHIELD	AB 1 C
F48 ()	HEATED WINDSHIELD	IJ 2 A

FUSES AND CIRCUIT BREAKERS

FUSE	DESCRIPTION	PAGE
F49 ()	/LIFT AXLES LAMPS LAMPS/ LIFT REVERSE	AB 2 C
F49 ()	/LIFT AXLES LAMPS LAMPS/ LIFT REVERSE	GG 1 A
F50 ()	M-DRIVE	AA 3 C
F50 ()	M-DRIVE	DA 1 B
F51 ()	M-DRIVE	AA 4 C
F51 ()	M-DRIVE	DA 1 B
F52 ()	INSTRUMENT CLUSTER	AA 2 B
F52 ()	INSTRUMENT CLUSTER	BA 0 A
F53 ()	BBM	AB 1 B
F53 ()	BBM	AG 0 B
F53 ()	BBM	DP 0 A
F54 ()	TRANS/ PARKER PTO	AB 1 B
F54 ()	TRANS/ PARKER PTO	DA 1 A
F54 ()	TRANS/ PARKER PTO	DF 1 A
F55 ()	OPEN	AA 4 D
F56 ()	BENDIX FUSION	AA 3 D
F56 ()	BENDIX FUSION	JG 0 A
F57 ()	SNOW PLOW LAMPS LH	AA 3 D
F57 ()	SNOW PLOW LAMPS LH	GI 1 A
F58 ()	SNOW PLOW LAMPS RH	AA 3 D
F58 ()	SNOW PLOW LAMPS RH	GI 1 A
F59 ()	SEAT SRS	AA 2 D
F59 ()	SEAT SRS	JA 2 A
F60 ()	HVAC FAN	AA 0 B
F60 ()	HVAC FAN	HA 0 A
F61 ()	LVD SENS/ VENDOR TTU	AA 1 B
F61 ()	LVD SENS/ VENDOR TTU	BE 1 A
F61 ()	LVD SENS/ VENDOR TTU	BF 1 A
F62 ()	CB POWER	AB 0 C
F62 ()	CB POWER	IK 1 A
F63 ()	AUX AUX.SW CUST./ SW	AB 0 C
F63 ()	AUX AUX.SW CUST./ SW	AQ 2 A
F64 ()	OPEN	AB 2 C
F65 ()	OPEN	AB 1 C
F66 ()	M-DRIVE	AA 4 B
F66 ()	M-DRIVE	DA 0 A
F67 ()	OPEN	AA 4 B
F67 ()	OPEN	BY 0 A
F68 ()	RADIO Radio	AA 4 B
F68 ()	RADIO Radio	KA 0 A
F68 ()	RADIO Radio	KB 1 A
F69 ()	VECU	AB 1 B
F69 ()	VECU	AG 0 B
F70 ()	PTO	AB 1 B
F70 ()	PTO	AJ 1 A
F71 ()	CENTER PIN HOT	AA 0 B
F71 ()	CENTER PIN HOT	MD 0 A
F72 ()	OPEN	AA 3 D
F73 ()	ACC/ ECS SENSE/ SENSOR/ECS SIDE	AA 3 D
F73 ()	ACC/ ECS SENSE/ SENSOR/ECS SIDE	EB 3 A

FUSE	DESCRIPTION	PAGE
F73 ()	ACC/ ECS SENSE/ SENSOR/ECS SIDE	JE 2 A
F74 ()	OPEN	AA 4 D
F75 ()	WIPER	AA 2 D
F75 ()	WIPER	GP 0 A
F76 ()	ISO 3731 PLUG	AA 1 B
F76 ()	ISO 3731 PLUG	MD 3 A
F77 ()	BENDIX FUSION	AA 4 B
F77 ()	BENDIX FUSION	JG 0 A
F78 ()	LCM2	AA 2 B
F78 ()	LCM2	GB 2 B
F79 ()	LCM4	AA 0 B
F79 ()	LCM4	GB 3 B
F80 ()	DIAGNOSTIC CONN	AA 2 B
F80 ()	DIAGNOSTIC CONN	XA 4 A
F80 ()	DIAGNOSTIC CONN	XF 3 A
F81 ()	LCM1	AA 1 B
F81 ()	LCM1	GB 2 A
F82 ()	LCM6	AA 3 B
F82 ()	LCM6	GB 3 A
F83 ()	LCM5	AA 3 B
F83 ()	LCM5	GB 2 B
F84 ()	POWER DOOR LOCKS	AA 1 B
F84 ()	POWER DOOR LOCKS	IG 1 A
F85 ()	TGW	AA 2 B
F85 ()	TGW	BG 1 A
F86 ()	ECS/ BEACON LAMPS	AA 3 B
F86 ()	ECS/ BEACON LAMPS	EB 4 A
F86 ()	ECS/ BEACON LAMPS	GJ 1 A
F87 ()	CUST.	AA 0 B
F87 ()	CUST.	AQ 2 A
F90 ()	FUSE SPARE	NB 0 B
F90 ()	FUSE SPARE	NC 0 B
F91 ()	FUSE SPARE	NB 1 B
F91 ()	FUSE SPARE	NC 1 B
F92 ()	FUSE SPARE	NB 2 B
F92 ()	FUSE SPARE	NC 2 B
F93 ()	FUSE SPARE	NB 2 B
F93 ()	FUSE SPARE	NC 2 B
F94 ()	FUSE SPARE	NB 3 B
F94 ()	FUSE SPARE	NC 3 B
F95 ()	FUSE SPARE	NB 3 B
F95 ()	FUSE SPARE	NC 3 B
FE1 ()	TRAILER STOP RELAY	AC 0 B
FE1 ()	TRAILER STOP RELAY	MA 2 A
FE2 ()	RELAY TRAILER CLEARANCE	AC 1 B
FE2 ()	RELAY TRAILER CLEARANCE	MA 2 A
FE3 ()	RELAY TRAILER MARKER	AC 1 B
FE3 ()	RELAY TRAILER MARKER	MA 3 A
FE4 ()	EMS MAIN VOLVO/ CUMMINS	AC 2 C
FE4 ()	EMS MAIN VOLVO/ CUMMINS	AG 2 A

FUSES AND CIRCUIT BREAKERS

FUSE	DESCRIPTION	PAGE
FE5 ()	ACM EMS	AC 2 C
FE5 ()	ACM EMS	AG 3 A
FE5 ()	ACM EMS	BP 1 A
FE6 ()	VECU/ WATER IN FUEL SW/ ENG. BRAKE	AC 2 C
FE07 ()	ENGINE EURO5	AC 2 C
FE8 ()	EMS COM 1	AC 2 C
FE8 ()	EMS COM 1	AG 3 A
FE9 ()	EMS COMP 2	AC 3 C
FE9 ()	EMS COMP 2	AG 4 A
FE10 ()	TRAILER AUX/ABS	AC 3 C
FE10 ()	TRAILER AUX/ABS	MA 3 B
FE11 ()	ABS IGN	AC 3 C
FE11 ()	ABS IGN	EA 2 A
FE11 ()	ABS IGN	EC 2 A
FE12 ()	FUEL HEAT	AC 3 C
FE12 ()	FUEL HEAT	FA 4 A
FE13 ()	AIR DRYER	AC 3 C
FE13 ()	AIR DRYER	FA 2 A
FE14 ()	TPM	AC 4 C
FE15 ()	APADS	AC 4 C
FE15 ()	APADS	HK 0 A
FE16 ()	FAN FUEL COOLER	AC 4 C
FE17 ()	FUSE CUMMINS AT	AD 2 D
FE17 ()	FUSE CUMMINS AT	CF 3 A

FUSE	DESCRIPTION	PAGE
FE18 ()	CUMMINS ISX ISX-G ISX/	AD 1 B
FE19 ()	AUTO TRANS: ALLISON/ EATON	AD 2 B
FE19 ()	AUTO TRANS: ALLISON/ EATON	DB 4 A
FE19 ()	AUTO TRANS: ALLISON/ EATON	DF 0 A
FE20 ()	TRAILER LEFT TURN	AD 2 B
FE20 ()	TRAILER LEFT TURN	MA 4 B
FE21 ()	TRAILER RIGHT TURN	AD 2 B
FE21 ()	TRAILER RIGHT TURN	MA 4 B
FE22 ()	SPARE	AD 3 D
FE23 ()	SPARE	AD 3 D
FE24 ()	MCS SPARE	AD 3 D
FE24 ()	MCS SPARE	FH 1 B
FE25 ()	UREA HEATED LINES	AD 1 D
FE25 ()	UREA HEATED LINES	CF 1 A
FM03 ()	FUSE CUMMINS GRID HEATER	CF 1 A
FT01 ()	FUSE ACM	CC 0 B
FT01 ()	FUSE ACM	CD 0 B
FT01 ()	FUSE ACM	CN 0 B
FT02 ()	Fuse Clutch Power	DB 1 D
FT03 ()	FUSE DISCONNECT SOLENOID	AM 2 D
FT04 ()	FUSE DISCONNECT SWITCH	AM 1 D
FT05 ()	FUSE DCU	CE 3 B
FT06 ()	FUSE CUMMINS UREA PUMP	CE 0 A

RELAYS

RELAY	DESCRIPTION	PAGE
RLY01	ACCESSORY POWER	AB 4 C
RLY02	RELAY RADIO WAKE	AB 3 E
RLY02	RELAY RADIO WAKE	KB 1 B
RLY03	NEUTRAL POWER	AA 0 D
RLY03	NEUTRAL POWER	BI 4 B
RLY04	VENDOR START ENABLE	AB 0 D
RLY04	VENDOR START ENABLE	CF 0 C
RLY04	VENDOR START ENABLE	CL 1 B
RLY05	RELAY CENTER PIN HOT	AB 0 E
RLY05	RELAY CENTER PIN HOT	MD 0 D
RLY06	RELAY ISO PIN HOT	AB 1 E
RLY06	RELAY ISO PIN HOT	MD 3 C
RLY07	RELAY SNOW PLOW RH	AB 2 A
RLY07	RELAY SNOW PLOW RH	GI 0 C
RLY08	LH PLOW REALY RELAY SNOW	AB 2 A
RLY08	LH PLOW REALY RELAY SNOW	GI 1 C
RLY09	DOOR DOME	AA 1 D
RLY10	RELAY, CITY HORN	AA 2 B
RLY10	RELAY, CITY HORN	GQ 1 B
RLY11	RELAY START ENABLE	AB 2 B
RLY11	RELAY START ENABLE	AI 4 C
RLY12	RELAY HVAC BLOWER	AB 0 D
RLY12	RELAY HVAC BLOWER	HA 0 B
RLY13	RELAY SNOW PLOW LCM INPUT	AB 3 A
RLY13	RELAY SNOW PLOW LCM INPUT	GI 2 C
RLY14	RELAY LIFT AXLE/ REVERSE SIGNAL	AB 2 D
RLY14	RELAY LIFT AXLE/ REVERSE SIGNAL	GG 1 C
RLY15	RELAY ALLISON BODYBUILDER	AB 2 B

RELAY	DESCRIPTION	PAGE
RLY15	RELAY ALLISON BODYBUILDER	DF 3 B
RLY16	RELAY ALLISON BODYBUILDER	AA 0 D
RLY16	RELAY ALLISON BODYBUILDER	DF 4 B
RLY17	POWER IGNITION 1	AB 0 B
RLY18	RELAY I-SHIFT POWER	AA 4 B
RLY18	RELAY I-SHIFT POWER	DA 1 B
RLY19	RELAY EMS 2	AB 1 B
RLY19	RELAY EMS 2	AG 1 B
RLY20	IGNITION+	AA 3 C
RLY21	OPEN	AB 1 D
RLY22	RELAY ECS POWER	AA 3 B
RLY22	RELAY ECS POWER	EB 4 B
RLY23	RELAY INTERMITTENT WIPER	AA 2 E
RLY23	RELAY INTERMITTENT WIPER	GP 1 B
RLY24	RELAY INTERMITTENT WIPER	AA 2 E
RLY24	RELAY INTERMITTENT WIPER	GP 0 B
RLY25	OPEN	AB 3 E
RLY26	OPEN	AB 1 E
RLY30	RELAY POWER & SW. 1 OPTION	NB 0 B
RLY30	RELAY POWER & SW. 1 OPTION	NC 0 B
RLY31	RELAY POWER & SW. 2 OPTION	NB 4 B
RLY31	RELAY POWER & SW. 2 OPTION	NC 4 B
RLY41	RELAY, PARK BRAKE	HB 4 C
RLY41	RELAY, PARK BRAKE	HL 4 C
RLY42A	RELAY GRID HEATER	CF 0 B
RLY60 MATE	RELAY FAN CONTROL	HK 0 C
RLYER5	RELAY METHANE DETECTOR	CM 0 C
RLYER6	RELAY METHANE DETECTOR	CM 1 B

COMPONENTS

COMPONENT	DESCRIPTION	PAGE
A02	Fuse holder, 6-fuses	NB 0 B
A02	Fuse holder, 6-fuses	NC 0 B
A03	Instrument cluster	BA 0 B
A03	Instrument cluster	BB 0 C
A03	Instrument cluster	GQ 3 A
A03B	INSTRUMENT CLUSTER B	BA 0 D
A03C	INSTRUMENT CLUSTER C	BA 0 D
A03F	SECONDARY GAUGE	BA 0 E
A03S	SECONDARY GAUGES	BA 0 C
A04B	REFRIGERATOR	HE 1 B
A12A	Control unit, ABS (Anti-lock Brake Syst	EA 0 C
A12B	CONTROL UNIT, ABS (ANTI-LOCK BRAKE SYSTEM	EC 0 C
A12B	CONTROL UNIT, ABS (ANTI-LOCK BRAKE SYSTEM	ED 0 A
A12B	CONTROL UNIT, ABS (ANTI-LOCK BRAKE SYSTEM	FG 2 D
A13B	TECU AMT-F	DA 3 D
A13E	Control unit, TECU (automatic transmissio	DA 2 B
A14C	CONTROL UNIT EMS CUMMINS ISX '16	CE 0 D
A14C	CONTROL UNIT EMS CUMMINS ISX '16	CF 0 E
A16	Control unit, ECS (Electronic Controlled	EB 0 C
A17	Control unit, VECU (Vehicle ECU)	AG 0 B
A17	Control unit, VECU (Vehicle ECU)	AH 0 D
A17	Control unit, VECU (Vehicle ECU)	AI 1 A
A17	Control unit, VECU (Vehicle ECU)	AJ 0 D
A19E	SHIFT SELECTOR ALLISON	DF 0 E
A27	Control unit, LCM (Light Control Module	GA 1 C
A27	Control unit, LCM (Light Control Module	GB 1 C
A27	Control unit, LCM (Light Control Module	GG 0 C
A27	Control unit, LCM (Light Control Module	GK 0 A
A34	Control unit, climate unit	HA 1 C
A35	Control unit, remote receiver, door lock	IG 1 C
A36	Control unit, BBM (Body Builder Module)	DP 1 C
A46	Control unit, LECM (Living Enviroment Co	HB 4 C
A46	Control unit, LECM (Living Enviroment Co	HE 3 A
A46	Control unit, LECM (Living Enviroment Co	HL 4 B
A46	Control unit, LECM (Living Enviroment Co	HM 3 A
A55A	CONTROL UNIT TRANSMISSION , AUTOSHIFT G	DB 1 D
A56	Stereo amplifier	KC 2 C
A57A	CONTROL UNIT ALLISON TRANS. GEN 4	DE 0 A
A57A	CONTROL UNIT ALLISON TRANS. GEN 4	DF 0 C
A58	Allison Transmission	DE 0 D
A70A	PUSH BUTTON SHIFT CONTROL	DB 1 B
A89	Control unit, APADS	HK 1 C
A109	Control unit, GSECU (Gearshift ECU)	DA 1 C
A131B	LOW VOLTAGE DISCONNECT	AQ 3 C
A131B	LOW VOLTAGE DISCONNECT	HB 2 D
A131B	LOW VOLTAGE DISCONNECT	HL 2 D
A137	DEF CONTROL MODULE,	CC 0 C
A137A	DEF CONTROL MODULE	CN 0 C
A137B	Contol Module, ACM (Adblue control modu	CD 0 C
A138	PUMP UNIT, ADBLUE	CC 1 E

COMPONENT	DESCRIPTION	PAGE
A138	PUMP UNIT, ADBLUE	CD 1 E
A138	PUMP UNIT, ADBLUE	CN 2 E
A147	Control Unit, Fuel Filter Module	BP 2 D
A148	Control Unit, Heated Windshield	IJ 2 C
A150	TGW2	BG 1 D
A150	TGW2	KM 1 D
A158	Control unit, Audio	KA 0 C
A158	Control unit, Audio	KB 1 C
A158	Control unit, Audio	KC 1 A
A158	Control unit, Audio	KD 1 C
A175	Control Unit, TESP, (Telematics Service P	BE 2 C
A175C	TMC RP 1226 CONNECTOR	BY 0 C
A175D	CONNECTOR TMC RP 1226	BY 3 C
A176	Control unit, LPOS, Lane Position and Obj	JG 2 B
A176	Control unit, LPOS, Lane Position and Obj	JH 1 B
A180D	El. adjustable seat Driver (optional fan	IJ 0 C
A180P	El. adjustable seat Passenger (optional f	IJ 1 B
A230	Display, SID Touch, Secondary Information	KM 2 D
A231	Control Unit, SEM, Services and Entertain	KL 0 C
A231	Control Unit, SEM, Services and Entertain	KM 2 B
A234	Control unit, FAS GW (Front Active Steeri	FH 1 A
A235	Control unit, FAS (Front Active Steering)	FH 3 D
A239	CONSOLE CENTER	IK 3 C
A247	CONTROL UNIT TIRE PRESSURE RECEIVER	FG 2 B
A374	Control Unit Seat SRS	JA 2 B
B06AP	SENSOR AIR PRESSURE BRAKE APPLICATION	BA 2 C
B06D	SENSOR PRIMARY AIR	BA 1 D
B06E	SENSOR SECONDARY AIR	BA 1 D
B07	Sensor, fuel level	BA 3 D
B09A	SENSOR OIL TEMP GEARBOX	BA 3 D
B13	SENSOR WHEEL SPEED LH 1ST AXLE	EA 1 B
B13	SENSOR WHEEL SPEED LH 1ST AXLE	EC 2 B
B14	SENSOR WHEEL SPEED RH 1ST AXLE	EA 1 B
B14	SENSOR WHEEL SPEED RH 1ST AXLE	EC 1 B
B15	SENSOR WHEEL SPEED LH 2ND AXLE	EA 0 B
B15	SENSOR WHEEL SPEED LH 2ND AXLE	EC 0 D
B16	SENSOR, WHEEL SPEED RH 2ND AXLE	EA 1 D
B16	SENSOR, WHEEL SPEED RH 2ND AXLE	EC 4 D
B17	SENSOR, WHEEL SPEED LH 3RD AXLE	EA 2 D
B17	SENSOR, WHEEL SPEED LH 3RD AXLE	EC 1 D
B18	SENSOR WHEEL SPEED RH 3RD AXLE	EA 3 D
B18	SENSOR WHEEL SPEED RH 3RD AXLE	EC 2 D
B22A	Sensor, outdoor temperature (LHD)	BA 3 D
B22C	SENSOR, AMBIENT AIR TEMP	CE 3 D
B22C	SENSOR, AMBIENT AIR TEMP	CL 2 B
B23A	Sensor, oil temperature, retarder	DE 3 D
B25A	SENSOR ACCELERATOR PEDAL	AI 2 C
B28L	Sensor, chassis level, front axle left	EB 1 E
B30A	SENSOR, CHASSIS LEVEL DRIVE AXLE	EB 2 D
B39	Sensor, air filter pressure and air filt	BB 1 B

COMPONENTS

COMPONENT	DESCRIPTION	PAGE
B49	SENSOR, STEERING ANGLE	ED 1 D
B50	SENSOR, YAW-RATE ESP	ED 2 C
B55A	SENSOR, AIR PRESSURE, SUSPENSION BELLOWS, EB 0 D	EB 0 D
B55B	SENSOR, AIR PRES. SUSP. BELLOWS AUX. AXLE	EB 0 D
B58A	SENSOR, AIR PRESSURE, SUSPENSION BELLOWS, EB 1 D	EB 1 D
B58R	SENSOR AIR PRESSURE REAR SUSPENSION	BA 2 D
B60ALF	Loudspeaker, left front	KB 3 D
B60ARF	Loudspeaker, right front	KB 1 D
B60DD	Loudspeaker, door driver side	KA 2 D
B60DD	Loudspeaker, door driver side	KB 4 D
B60DP	Loudspeaker, door passenger side	KA 1 D
B60DP	Loudspeaker, door passenger side	KB 1 D
B60J	SPEAKER LEFT UPPER	KB 0 D
B60J	SPEAKER LEFT UPPER	KC 1 E
B60K	SPEAKER RIGHT UPPER	KB 0 D
B60K	SPEAKER RIGHT UPPER	KC 1 E
B63	Microphone, (handsfree)	KD 2 C
B67	Rear view camera	KM 2 D
B68	Sensor, output shaft speed, gearbox	AI 1 D
B68	Sensor, output shaft speed, gearbox	CE 2 C
B68	Sensor, output shaft speed, gearbox	CL 1 B
B68_B	Sensor, output shaft speed, gearbox	AI 1 D
B82A	SENSOR, ACC RADAR FLR-20	JE 2 D
B96	Sensor, NOx	CD 2 A
B97	Sensor, exhaust temp, upstream catalyst	CD 1 D
B121	Sensor, Low level washer fluid	GP 3 C
B122	Sensor, exhaust temp, engine mounted	BA 4 C
B122A	SENSOR EXHAUST TEMP. CATALYST	CL 2 B
B122B	SENSOR CATALYST OUTLET TEMP. 2	CL 2 E
B123	SENSOR LOW COOLANT	CB 3 D
B123B	SENSOR, LOW COOLANT	CE 1 C
B123C	SENSOR LOW COOLANT	CL 2 E
B124RC	SENSOR OIL TEM RC AXLE	BB 3 B
B124RF	SENSOR OIL TEMP RF AXLE	BB 3 B
B124RR	SENSOR OIL TEMP RR AXLE	BB 3 B
B138	Sensor, Control pressure retarder	DE 3 D
B142	Sensor, AdBlue level and temperature	CD 3 D
B142C	Sensor, AdBlue level and temperature	CC 1 B
B142C	Sensor, AdBlue level and temperature	CF 3 A
B142C	Sensor, AdBlue level and temperature	CN 1 A
B152	SENSOR, BRAKE AIRPRESSURE, FRONT	ED 2 C
B153	SENSOR, BRAKE AIRPRESSURE, REAR	ED 3 C
B156	SENSOR FREON HI RESS. FAN	AI 2 C
B164L	Loudspeaker, left	BB 3 E
B164L	Loudspeaker, left	KA 2 D
B164L	Loudspeaker, left	KB 3 E
B164R	Loudspeaker, right	BB 3 E
B164R	Loudspeaker, right	KA 1 D
B164R	Loudspeaker, right	KB 1 E
B177	SENSOR AIR PRESSURE, SUSPENSION BELLOWS,	ED 3 C

COMPONENT	DESCRIPTION	PAGE
B184	Loudspeaker, Subwofer	KC 2 D
B185A	SENSOR OXYGEN OUTLET EGO	CL 1 D
B235	Sensor, LCS (Lane Change Support)	JF 2 C
B300B	METHANE SENSOR ENGINE	CM 3 D
B319	SENSOR ALARM CO	CM 1 A
B337	SENSOR FREON HI PRESSURE	HA 3 A
B363	Sensor, High Pressure Switch	HK 3 C
B364	Sensor, Low Pressure Switch	HK 3 C
E05A	5TH WHEEL LAMP	GK 1 C
E05B	5TH WHEEL LAMP, HIGH	GK 2 C
E05G	LAMP FUEL GANTRY	GK 0 D
E06	LAMP BACKUP	GF 1 E
E07L	Lamp, fog light, left	GL 1 C
E07R	Lamp, fog light, right	GL 3 C
E10L	LAMP TAIL LIGHT LEFT	GF 3 D
E10R	LAMP TAIL LIGHT RIGHT	GF 4 D
E11L	LAMP, SIDE REPEATER D.S.	GD 3 D
E11L1	LAMP MARKER LEFT SIDE	IH 2 B
E11L2	LAMP MARKER LEFT SIDE	IH 2 B
E11L3	LAMP MARKER LEFT SIDE	IH 2 C
E11L4	LAMP MARKER LEFT SIDE	IH 2 C
E11R	LAMP, SIDE REPEATER P.S.	GD 3 D
E11R1	LAMP MARKER RIGHT SIDE	IH 3 B
E11R2	LAMP MARKER RIGHT SIDE	IH 3 B
E11R3	LAMP MARKER RIGHT SIDE	IH 3 C
E11R4	LAMP MARKER RIGHT SIDE	IH 3 C
E12A	LAMP, MARKER	GC 3 C
E12B	LAMP, MARKER	GC 3 C
E12C	LAMP, MARKER	GC 4 C
E12D	LAMP, MARKER	GC 4 C
E12E	LAMP, MARKER	GC 4 C
E13L	Lamp, direction indicator, left	GE 2 C
E13L1	LAMP TURN LEFT SIDE	IH 0 D
E13LS	Lamp, direction indicator, left side	GA 1 E
E13LSB	LAMP TURN MARKER LEFT SIDE	GH 1 B
E13LSC	LAMP TURN LEFT SKIRT	GH 2 B
E13R	Lamp, direction indicator, right	GE 4 C
E13R1	LAMP TURN RIGHT SIDE	IH 0 D
E13RS	Lamp, direction indicator, right side	GA 1 E
E13RSB	LAMP TURN MARKER RIGHT SIDE	GH 3 B
E13RSC	LAMP TURN RIGHT SKIRT	GH 2 B
E14L	Lamp, beacon warning lamp	GD 2 C
E14R	Lamp, beacon warning lamp	GD 3 C
E17L	Lamp, interior light	IB 0 C
E17L	Lamp, interior light	IC 0 C
E17L	Lamp, interior light	ID 0 B
E17L2	Lamp, interior light, Left	IB 2 C
E17L2	Lamp, interior light, Left	IC 1 C
E17L2	Lamp, interior light, Left	ID 1 B
E17ML	Lamp, Interior light, middle left	HD 1 C

COMPONENTS

COMPONENT	DESCRIPTION	PAGE
E17MR	Lamp, Interior light, middle right	HD 1 B
E17R	Lamp, interior light	IB 0 C
E17R	Lamp, interior light	IC 0 C
E17R	Lamp, interior light	ID 0 B
E17R2	Lamp, interior light, Right	IB 3 C
E17R2	Lamp, interior light, Right	IC 2 C
E17R2	Lamp, interior light, Right	ID 2 B
E19C	Lamp, identification light, roof, center	GC 0 C
E19L	Lamp, identification light, roof, left	GC 0 C
E19R	Lamp, identification light, roof, right	GC 1 C
E23	Lamp, luggage compartment illumination	HD 1 B
E23A	LAMP LUGGAGE RIGHT	HD 1 B
E23L	Lamp, luggage compartment illumination, l	HD 3 C
E23L	Lamp, luggage compartment illumination, l	HE 3 C
E23L	Lamp, luggage compartment illumination, l	HM 4 C
E23R	Lamp, luggage compartment illumination, r	HD 3 C
E23R	Lamp, luggage compartment illumination, r	HE 3 C
E23R	Lamp, luggage compartment illumination, r	HM 4 C
E24	Lamp, storage tray illumination	HE 4 C
E26L	Headlight module, left	GD 0 C
E26R	Headlight module, right	GD 1 C
E27L	Tail lamp module, left	GF 0 D
E27R	Tail lamp module, right	GF 1 D
E30L	LAMP HIGH BEAM LEFT SIDE	GD 2 C
E30LF	LAMP, FULL AND DIPPED BEAMS LEFT	GD 2 C
E30R	LAMP HIGH BEAM RIGHT SIDE	GD 4 C
E30RF	LAMP, FULL AND DIPPED BEAMS RIGHT	GD 4 C
E32	HVAC UNIT	HB 3 D
E32	HVAC UNIT	HL 2 C
E33	Lamp, additional load lamps (revers lamp	HD 0 B
E35	HVAC Unit, Heat, Ventilation and Air Cond	HA 1 D
E39	Lamp, Licence Plate Illumination	GF 0 D
E52L	Lamp, Roof, left	GC 0 C
E52R	Lamp, Roof, right	GC 1 C
E53B	LAMP SLEEPER FLOOR	HF 3 D
E53L	Lamp, Red lighting, left	IA 1 D
E53R	Lamp, Red lighting, right	IA 1 D
E58L	Viscope lamp, Roof position light, Left	GK 0 C
E58R	Viscope lamp, Roof position light, Right	GK 0 C
E75D	Lamp, Interior light, driver	ID 2 A
E75P	Lamp, Interior light, passenger	ID 3 A
E82A	PARKING HEATER	HB 4 D
E82A	PARKING HEATER	HL 3 D
E83EL	Head lamp, main-LED, left	GE 0 C
E83ER	Head lamp, main-LED, right	GE 1 C
E83L	HEADLAMP LEFT	GE 3 C
E83R	HEADLAMP RIGHT	GE 4 C
E84L	Lamp, direction indicator, LED	GE 0 C
E84R	Lamp, direction indicator, LED	GE 1 C
E98L	Auxiliary unit, Left	NA 1 D

COMPONENT	DESCRIPTION	PAGE
E102	Lamp, interior light, coloured source, da	ID 3 D
E106A	LAMP AMBI FOOT	IA 2 D
E110	Lamp, interior light, cup holder light	IA 2 C
E130L	Lamp, Door Instep Lamp, left	IA 3 B
E130R	Lamp, Door Instep Lamp, right	IA 3 D
E148C	LAMP UPPER D S	HE 2 C
E148E	LAMP LOWER D S	HD 2 C
E148E	LAMP LOWER D S	HE 2 C
E148E	LAMP LOWER D S	HM 2 C
E148F	LAMP LAMP P S	HE 2 C
E148G	LAMP UPPER P S	HD 2 D
E148G	LAMP UPPER P S	HE 3 D
E148G	LAMP UPPER P S	HM 3 D
E148H	LAMP UPPER D S	HD 1 D
E148H	LAMP UPPER D S	HE 3 D
E148H	LAMP UPPER D S	HM 3 D
E169L1	LAMP SNORKEL LEFT SIDE	IH 1 C
E169R1	LAMP SNORKEL RIGHT SIDE	IH 4 C
E170	LAMP HOOK UP	GK 0 C
E170F1	LAMP HOOK UP FLUSH	GK 1 C
E170F2	LAMP HOOK UP FLUSH	GK 1 C
E170L	LAMP HOOK UP LEFT	GK 3 C
E170LS	LAMP HOOK UP LEFT	GK 3 C
E170R	LAMP HOOK UP RIGHT	GK 3 C
E170RS	LAMP HOOK UP RIGHT	GK 4 C
E194L	SNOW PLOW LAMP LEFT	GI 3 B
E194R	SNOW PLOW LAMP RIGHT	GI 4 A
EL4L	LAMP, ROOF LH BEACON	GJ 1 D
EL4R	LAMP ROOF RH BEACON	GJ 1 D
F01	OPEN	AB 4 D
F02	HVAC	AB 4 D
F02	HVAC	HA 2 A
F03	HEATED SEATS	AB 4 D
F03	HEATED SEATS	IJ 0 A
F04	RADIO Radio	AB 3 D
F04	RADIO Radio	KA 0 A
F04	RADIO Radio	KB 1 A
F05	LECM4	AA 1 C
F05	LECM4	HB 3 A
F05	LECM4	HL 2 A
F06	RH SLEEPER PWR PORTS/ CONSOLE	AA 0 C
F06	RH SLEEPER PWR PORTS/ CONSOLE	IK 2 A
F07	LH SLEEPER PWR PORTS	AA 2 C
F07	LH SLEEPER PWR PORTS	IK 2 A
F08	AUX SW 1	AA 2 C
F08	AUX SW 1	NA 0 A
F09	USB CHARGE PORTS	AA 0 C
F09	USB CHARGE PORTS	IK 3 A
F10	CUST.	AA 3 C
F10	CUST.	AQ 1 A

COMPONENTS

COMPONENT	DESCRIPTION	PAGE
F11	INTERIOR AUX. FAN	AB 3 D
F11	INTERIOR AUX. FAN	IJ 4 A
F12	DASH POWER PORT	AB 3 D
F12	DASH POWER PORT	IK 0 A
F13	OPEN	AB 4 D
F14	OPEN	AB 4 D
F15	/BBM BBM LECM1 LECM1/	AA 1 C
F15	/BBM BBM LECM1 LECM1/	HB 2 A
F15	/BBM BBM LECM1 LECM1/	HL 1 A
F16	OPEN	AA 3 C
F16	OPEN	BY 0 A
F17	AUX SW 6	AA 0 C
F17	AUX SW 6	NA 4 A
F18	INT LAMP/ LECM 3 HVAC FAN	AA 1 C
F18	INT LAMP/ LECM 3 HVAC FAN	HB 3 A
F18	INT LAMP/ LECM 3 HVAC FAN	HL 3 A
F19	NEUTRAL POWER	AA 0 C
F19	NEUTRAL POWER	BI 4 A
F20	HORN	AA 2 B
F20	HORN	GQ 1 A
F21	OPEN	AB 3 B
F22	DCP OPEN R	AA 2 C
F22	DCP OPEN R	IF 3 A
F23	AUX. AUX.SW CUST./ SW	AA 0 C
F23	AUX. AUX.SW CUST./ SW	AQ 2 A
F24	DCP L OPEN	AA 1 C
F24	DCP L OPEN	IF 1 A
F25	TGW DCP	AB 3 D
F25	TGW DCP	IF 1 A
F26	DOME/ DOME/DOOR DOOR INT LAMPS	AA 1 C
F26	DOME/ DOME/DOOR DOOR INT LAMPS	IA 2 A
F27	LCM3	AA 3 B
F27	LCM3	GB 2 A
F28	CUST.	AA 3 C
F28	CUST.	AQ 1 A
F29	EFRC	AA 2 D
F29	EFRC	AC 2 A
F30	ULTRASHIFT	AB 3 B
F30	ULTRASHIFT	DB 3 A
F31	CUMMINS IGN	AB 3 B
F31	CUMMINS IGN	CE 2 A
F31	CUMMINS IGN	CL 0 A
F32	AUX. AUX.SW CUST./ SW	AB 1 C
F32	AUX. AUX.SW CUST./ SW	AQ 2 A
F33	CLU/AIR SOL/SW	AB 3 C
F33	CLU/AIR SOL/SW	AH 1 A
F33	CLU/AIR SOL/SW	FD 2 A
F33	CLU/AIR SOL/SW	FE 2 A
F34	OPEN	AB 0 C
F34	OPEN	BY 2 A

COMPONENT	DESCRIPTION	PAGE
F35	AUX SW 5	AB 4 C
F35	AUX SW 5	NA 3 A
F36	PEOPLENET QUALCOM/ TELEMATICS	AB 2 C
F36	PEOPLENET QUALCOM/ TELEMATICS	BE 2 A
F36	PEOPLENET QUALCOM/ TELEMATICS	BF 2 A
F36	PEOPLENET QUALCOM/ TELEMATICS	BG 1 A
F37	FUME DETECTOR	AB 2 C
F37	FUME DETECTOR	CM 0 A
F38	LECM MIRR. TEMP.	AB 2 C
F38	LECM MIRR. TEMP.	HB 3 A
F38	LECM MIRR. TEMP.	HL 3 A
F39	MCS	AA 4 D
F39	MCS	FH 1 A
F40	LCP/ LCM	AA 2 D
F40	LCP/ LCM	GA 0 A
F41	ABS	AA 1 B
F41	ABS	EA 2 A
F41	ABS	EC 2 A
F42	DISPLAY TTU	AA 4 B
F43	LECM2	AA 0 B
F43	LECM2	HB 2 A
F43	LECM2	HL 2 A
F44	KEY SW./ M-DRIVE START	AA 3 B
F45	OPEN	AB 3 B
F46	OPEN	AB 1 C
F47	BB IGN	AB 3 C
F47	BB IGN	BI 3 A
F48	HEATED WINDSHIELD	AB 1 C
F48	HEATED WINDSHIELD	IJ 2 A
F49	/LIFT AXLES LAMPS LAMPS/ LIFT REVERSE	AB 2 C
F49	/LIFT AXLES LAMPS LAMPS/ LIFT REVERSE	GG 1 A
F50	M-DRIVE	AA 3 C
F50	M-DRIVE	DA 1 B
F51	M-DRIVE	AA 4 C
F51	M-DRIVE	DA 1 B
F52	INSTRUMENT CLUSTER	AA 2 B
F52	INSTRUMENT CLUSTER	BA 0 A
F53	BBM	AB 1 B
F53	BBM	AG 0 B
F53	BBM	DP 0 A
F54	TRANS/ PARKER PTO	AB 1 B
F54	TRANS/ PARKER PTO	DA 1 A
F54	TRANS/ PARKER PTO	DF 1 A
F55	OPEN	AA 4 D
F56	BENDIX FUSION	AA 3 D
F56	BENDIX FUSION	JG 0 A
F57	SNOW PLOW LAMPS LH	AA 3 D
F57	SNOW PLOW LAMPS LH	GI 1 A
F58	SNOW PLOW LAMPS RH	AA 3 D
F58	SNOW PLOW LAMPS RH	GI 1 A

COMPONENTS

COMPONENT	DESCRIPTION	PAGE
F59	SEAT SRS	AA 2 D
F59	SEAT SRS	JA 2 A
F60	HVAC FAN	HA 0 B
F60	HVAC FAN	HA 0 A
F61	LVD SENS/ VENDOR TTU	AA 1 B
F61	LVD SENS/ VENDOR TTU	BE 1 A
F61	LVD SENS/ VENDOR TTU	BF 1 A
F62	CB POWER	AB 0 C
F62	CB POWER	IK 1 A
F63	AUX AUX.SW CUST./ SW	AB 0 C
F63	AUX AUX.SW CUST./ SW	AQ 2 A
F64	OPEN	AB 2 C
F65	OPEN	AB 1 C
F66	M-DRIVE	AA 4 B
F66	M-DRIVE	DA 0 A
F67	OPEN	AA 4 B
F67	OPEN	BY 0 A
F68	RADIO Radio	AA 4 B
F68	RADIO Radio	KA 0 A
F68	RADIO Radio	KB 1 A
F69	VECU	AB 1 B
F69	VECU	AG 0 B
F70	PTO	AB 1 B
F70	PTO	AJ 1 A
F71	CENTER PIN HOT	AA 0 B
F71	CENTER PIN HOT	MD 0 A
F72	OPEN	AA 3 D
F73	ACC/ ECS SENSE/ SENSOR/ECS SIDE	AA 3 D
F73	ACC/ ECS SENSE/ SENSOR/ECS SIDE	EB 3 A
F73	ACC/ ECS SENSE/ SENSOR/ECS SIDE	JE 2 A
F74	OPEN	AA 4 D
F75	WIPER	AA 2 D
F75	WIPER	GP 0 A
F76	ISO 3731 PLUG	AA 1 B
F76	ISO 3731 PLUG	MD 3 A
F77	BENDIX FUSION	AA 4 B
F77	BENDIX FUSION	JG 0 A
F78	LCM2	AA 2 B
F78	LCM2	GB 2 B
F79	LCM4	AA 0 B
F79	LCM4	GB 3 B
F80	DIAGNOSTIC CONN	AA 2 B
F80	DIAGNOSTIC CONN	XA 4 A
F80	DIAGNOSTIC CONN	XF 3 A
F81	LCM1	AA 1 B
F81	LCM1	GB 2 A
F82	LCM6	AA 3 B
F82	LCM6	GB 3 A
F83	LCM5	AA 3 B
F83	LCM5	GB 2 B

COMPONENT	DESCRIPTION	PAGE
F84	POWER DOOR LOCKS	AA 1 B
F84	POWER DOOR LOCKS	IG 1 A
F85	TGW	AA 2 B
F85	TGW	BG 1 A
F86	ECS/ BEACON LAMPS	AA 3 B
F86	ECS/ BEACON LAMPS	EB 4 A
F86	ECS/ BEACON LAMPS	GJ 1 A
F87	CUST.	AA 0 B
F87	CUST.	AQ 2 A
F90	FUSE SPARE	NB 0 B
F90	FUSE SPARE	NC 0 B
F91	FUSE SPARE	NB 1 B
F91	FUSE SPARE	NC 1 B
F92	FUSE SPARE	NB 2 B
F92	FUSE SPARE	NC 2 B
F93	FUSE SPARE	NB 2 B
F93	FUSE SPARE	NC 2 B
F94	FUSE SPARE	NB 3 B
F94	FUSE SPARE	NC 3 B
F95	FUSE SPARE	NB 3 B
F95	FUSE SPARE	NC 3 B
FB08	FUSE METHANE DETECTION	CM 4 C
FB09	FUSE INVERTER	HI 1 B
FE1	TRAILER STOP RELAY	AC 0 B
FE1	TRAILER STOP RELAY	MA 2 A
FE2	RELAY TRAILER CLEARANCE	AC 1 B
FE2	RELAY TRAILER CLEARANCE	MA 2 A
FE3	RELAY TRAILER MARKER	AC 1 B
FE3	RELAY TRAILER MARKER	MA 3 A
FE4	EMS MAIN VOLVO/ CUMMINS	AC 2 C
FE4	EMS MAIN VOLVO/ CUMMINS	AG 2 A
FE5	ACM EMS	AC 2 C
FE5	ACM EMS	AG 3 A
FE5	ACM EMS	BP 1 A
FE6	VECU/ WATER IN FUEL SW/ ENG. BRAKE	AC 2 C
FE07	ENGINE EURO5	AC 2 C
FE8	EMS COM 1	AC 2 C
FE8	EMS COM 1	AG 3 A
FE9	EMS COMP 2	AC 3 C
FE9	EMS COMP 2	AG 4 A
FE10	TRAILER AUX/ABS	AC 3 C
FE10	TRAILER AUX/ABS	MA 3 B
FE11	ABS IGN	AC 3 C
FE11	ABS IGN	EA 2 A
FE11	ABS IGN	EC 2 A
FE12	FUEL HEAT	AC 3 C
FE12	FUEL HEAT	FA 4 A
FE13	AIR DRYER	AC 3 C
FE13	AIR DRYER	FA 2 A
FE14	TPM	AC 4 C

COMPONENTS

COMPONENT	DESCRIPTION	PAGE
FE15	APADS	AC 4 C
FE15	APADS	HK 0 A
FE16	FAN FUEL COOLER	AC 4 C
FE17	FUSE CUMMINS AT	AD 2 D
FE17	FUSE CUMMINS AT	CF 3 A
FE18	CUMMINS ISX ISX-G ISX/	AD 1 B
FE19	AUTO TRANS: ALLISON/ EATON	AD 2 B
FE19	AUTO TRANS: ALLISON/ EATON	DB 4 A
FE19	AUTO TRANS: ALLISON/ EATON	DF 0 A
FE20	TRAILER LEFT TURN	AD 2 B
FE20	TRAILER LEFT TURN	MA 4 B
FE21	TRAILER RIGHT TURN	AD 2 B
FE21	TRAILER RIGHT TURN	MA 4 B
FE22	SPARE	AD 3 D
FE23	SPARE	AD 3 D
FE24	MCS SPARE	AD 3 D
FE24	MCS SPARE	FH 1 B
FE25	UREA HEATED LINES	AD 1 D
FE25	UREA HEATED LINES	CF 1 A
FEM01	FUSE, MAIN POWER	AQ 4 A
FEM03B	CIRCUIT BREAKER LIFT GATE	ND 2 C
FM03	FUSE CUMMINS GRID HEATER	CF 1 A
FT01	FUSE ACM	CC 0 B
FT01	FUSE ACM	CD 0 B
FT01	FUSE ACM	CN 0 B
FT02	Fuse Clutch Power	DB 1 D
FT03	FUSE DISCONNECT SOLENOID	AM 2 D
FT04	FUSE DISCONNECT SWITCH	AM 1 D
FT05	FUSE DCU	CE 3 B
FT06	FUSE CUMMINS UREA PUMP	CE 0 A
G01	Battery	AE 0 D
G01	Battery	AF 2 D
G01	Battery	AM 2 E
G01	Battery	AQ 4 C
G01	Battery	CC 0 A
G01	Battery	CD 0 B
G01	Battery	CE 4 B
G01	Battery	CM 4 C
G01	Battery	CN 0 A
G01	Battery	HI 1 B
G01	Battery	ND 2 E
G01_9_56	Battery Ring Battery 2	BL 2 B
G01_10_56	Battery 4	BL 3 B
G01_11_56	Battery Ring Battery 3	BL 3 B
G01_12_56	BATTERY 1	BL 2 B
G01B	Battery Ring Battery 2	BL 0 B
G01C	Battery Ring Battery 3	BL 1 C
G01D	Battery 4	BL 1 D
G01E	BATTERY 1	BL 1 B
G02	ALTERNATOR	AE 2 A

COMPONENT	DESCRIPTION	PAGE
G02	ALTERNATOR	AF 2 C
G03H	INVERTER 12VDC/120VAC	HI 0 B
G04	POWER DISTRIBUTION UNIT, 120VAC	HC 1 B
G04	POWER DISTRIBUTION UNIT, 120VAC	HI 2 B
H02A	HORN DUAL TONE 1	GQ 1 D
H03	Reverse warner, acoustic	GF 2 C
H16	METHANE FUME DETECTOR	CM 2 B
H17	METHANE DETECTION STATUS	CM 2 B
L2	FERRITE CHOKE ASSEMBLY	IJ 3 B
M01	Motor, windscreen wiper	GP 1 C
M02B	WINDSHIELD WASHER PUMP, VHD	GP 3 B
M04	MOTOR, STARTER	AE 1 A
M04	MOTOR, STARTER	AF 2 A
M04	MOTOR, STARTER	AM 2 A
M41	Motor Pump, Urea	CE 2 C
M75	MOTOR AUX COOLING	IJ 4 D
M78AL	Mirror, motor adjustment, left	IF 2 D
M106DS	MIRROR MOTORS/ HEATERS D S	IF 0 C
M106PS	MIRROR MOTORS/ HEATERS P S	IF 4 C
M107	MOTOR AUX.FAN SLEEPER	IJ 3 C
P03	INVERTER DISPLAY	HI 0 C
R01	Heater, engine preheat	AE 3 B
R01A	Heater Engine Preheat 110V	CA 0 D
R01B	Heater, engine preheat	CA 3 D
R01C	Heater, engine preheat	CF 0 B
R05	Heater, air dryer	FA 1 C
R08B	TERM RESISTOR	BY 2 D
R08B_BB	TERMINATING RESISTOR	BK 3 D
R08C	TERMINATING RESISTOR	XB 4 C
R08H	TERMINATING RESISTOR	KA 3 B
R08I	TERMINATING RESISTOR	CF 2 B
R08M	TERMINATING RESISTOR CAN-BUS	XA 0 C
R09	Heater, fuel filter	FA 4 C
R14	Termination resistor	CE 0 B
R15	Windscreen heater	IJ 3 D
R15L	HEATED WINDSHIELD LEFT	IJ 3 D
R15R	HEATER WINDSHIELD RIGHT	IJ 3 D
R19	Heater, Heated drain valve	FA 2 C
R21	Termination resistor	XA 0 B
R21 MCS	TERMINATING RESISTOR MCS OVERLAY	FH 1 C
R21A	TERMINATING RESISTOR DL10	XF 0 C
R21B	TERM RESISTOR	XF 2 B
R23	Heater, AdBlue hose, Red	CD 4 D
R29	Heater, fuel filter	CF 1 C
R29A	Heater, fuel filter	CC 4 E
R29A	Heater, fuel filter	CN 4 D
R30	Heater, fuel filter	CF 2 C
R31	Heater, NOxCare pump to injector hose	CF 1 C
R31A	Heater, fuel filter	CC 3 E
R31A	Heater, fuel filter	CN 3 D

COMPONENTS

COMPONENT	DESCRIPTION	PAGE
R32	Heater, NOxCare injector to pump hose	CD 3 E
R34	Termination resistor	CD 2 A
R58L	Heater, rear-view mirror	IF 0 D
R58R	Heater, rear-view mirror	IF 3 D
R59L	Heater, rear-view mirror	IF 0 D
R59R	Heater, rear-view mirror	IF 4 D
R91	VDS CAN Termination	FH 2 D
RE01	RELAY, TRAILER STOP	AC 0 C
RE01	RELAY, TRAILER STOP	MA 2 B
RE02	RELAY TRAILER CLEARANCE	AC 1 C
RE02	RELAY TRAILER CLEARANCE	MA 2 B
RE03	RELAY TRAILER MARKER	AC 1 C
RE03	RELAY TRAILER MARKER	MA 3 B
RE04	EFRC RELAY, EMS	AC 2 C
RE04	EFRC RELAY, EMS	AG 2 B
RE05	EFRC RELAY, IGN	AC 2 C
RE06	RELAY CAND CONDITIONER	AD 3 B
RE06	RELAY CAND CONDITIONER	BP 2 B
RE07	VOLVO FUEL COOLER CUMMINS DEF MODE	AD 0 B
RE07	VOLVO FUEL COOLER CUMMINS DEF MODE	CE 1 B
RE08	CES SPARE	AD 2 D
RE08	CES SPARE	CF 3 B
RE09	UREA HEATER TANK TO PUMP	AD 0 D
RE09	UREA HEATER TANK TO PUMP	CF 1 B
RE10	UREA HEATER PUMP TO INJ.	AD 1 D
RE10	UREA HEATER PUMP TO INJ.	CF 1 B
RE11	UREA HEATER BACKFLOW	AD 1 D
RE11	UREA HEATER BACKFLOW	CF 2 B
S01	Switch, main lighting, selector type	GA 0 B
S04	SWITCH, CLIMATE FAN SELECTOR TYPE	HB 0 C
S04	SWITCH, CLIMATE FAN SELECTOR TYPE	HL 0 C
S05A	Switch, interior light, selector type	IC 3 C
S05A	Switch, interior light, selector type	ID 4 C
S05B	Switch, interior light, selector type	HD 0 D
S06	Stalk switch, windscreen wiper, selector	BA 2 A
S07	SWITCH ENG. BRAKE SEL. TYPE	AH 1 C
S08C	SW. SANDER LIGHT/SPREADER/ WORK	NB 3 C
S08D	SW. LOAD LIGHT/LH WING	NB 3 C
S08E	SW. STROBE LIGHT/LH POST	NB 0 C
S08F	SW. CHAIN LIGHT/HOPPER	NB 2 C
S08G	SW. ALTERNATING LIGHT/RH POST	NB 1 C
S08H	SW. TAILGATE/ RH WING	NB 2 C
S11E	SWITCH SUSP. CTRL. UP/DOWN	EB 3 D
S12	SWITCH, SNOWFLOW LAMP	GI 1 B
S15	Switch Key switch	AQ 1 B
S18	Switch, differential gear lock, front	AH 3 C
S24C	SWITCH ON/OFF ALLISON RETARDER	EA 4 B
S31	Switch, TCS (Traction Control System)	DE 3 B
S31	Switch, TCS (Traction Control System)	EC 3 B
S41	Switch, battery main switch control	AM 1 C

COMPONENT	DESCRIPTION	PAGE
S041SB	SWITCH BUNK	HF 0 D
S041SL	SWITCH LH JAMB	HF 1 D
S041SR	SWITCH RH JAMB	HF 1 D
S43	Pressure switch, parking brake indicator	AI 0 D
S43A	SWITCH, PRESSURE PARK BRAKE, N.C.	DF 2 E
S43C	TRAILER PARK DETECTION SWITCH, N.C.	GA 2 B
S43D	SW. PRESS PARK BRAKE BODYBUILDER	BI 0 B
S45BB	VOLVO	BB 3 C
S45BC	ROCKWELL	BB 4 C
S48A	PRESS SW, BRAKELIGHT N/O	GB 2 D
S49	Position switch, reverse lamps, NO.	GG 0 B
S58	Position switch, clutch pedal, NO.	AI 1 B
S58B	Position switch, clutch pedal, NO.	AI 0 C
S59	Position switch, brake pedal, NO.	AI 1 C
S61A	POSITION SWITCH, SEAT BELT LOCK, N/O	IJ 0 D
S75	SWITCH, BEACON WARNING LIGHT	GJ 1 B
S80DS	SWITCH DRIVER DOOR CONT PANEL	IF 1 C
S80PS	SWITCH PASS. DOOR CONT PANEL	IF 3 C
S90A	SWITCH NEUTRAL CONTROL	FE 4 C
S90B	SW PRESS NEUTRAL CONTROL	FE 4 A
S94	SW 5TH WHL SLIDE	FE 3 B
S97	Switch, Inside/Outside Air cleaner	FE 0 C
S99	Switch, Adaptative Cruise Control	AH 2 B
S101	Switch Electric Clutch UltraShift Plus	DB 0 C
S115DS	SW. DRIVER SIDE DOOR	IA 3 C
S115PS	SW PASS. SIDE DOOR	IA 3 D
S130A	SWITCH AIR. SUSP.	FE 2 B
S137A	SWITCH PTO#1	FD 0 C
S137C	SWITCH PTO#2	AJ 3 B
S145	Switch, Red lighting lamp	IA 1 C
S145A	SWITCH RED REAR AMBIENT	HF 3 B
S169	Switch, Battery Main	AF 2 C
S169	Switch, Battery Main	AQ 4 B
S169	Switch, Battery Main	HI 1 A
S169A	SWITCH BATTERY BI-STABLE	AM 2 C
S171A	SWITCH GEAR LEVER I-SHIFT PUSH BUTTON	DA 1 D
S202	Switch, LDWS, Lane Departure Warning Sys	JG 1 B
S212	Switch, Tail lift	EC 4 B
S234A	SWITCH, HEATED WINDSHIELD	IJ 2 B
S256A	SWITCH PTO 1	AJ 1 C
S283	Switch, interior light, storage, rear she	HH 2 C
S283RR	Switch, interior light, storage, rear she	ID 3 C
S330	SWITCH, PARK BRAKE AUXILLIARY	MD 0 D
S366DS	SW. FRONT DRIVER DOME LAMP	IB 2 D
S366DS	SW. FRONT DRIVER DOME LAMP	IC 1 D
S366DS	SW. FRONT DRIVER DOME LAMP	ID 1 C
S366PS	SW. FRONT PASS DOME LAMP	IB 3 D
S366PS	SW. FRONT PASS DOME LAMP	IC 2 D
S366PS	SW. FRONT PASS DOME LAMP	ID 2 C
S366R	SW CAB REAR DOME LAMP	IB 0 D

COMPONENTS

COMPONENT	DESCRIPTION	PAGE
S366R	SW CAB REAR DOME LAMP	IC 0 D
S366R	SW CAB REAR DOME LAMP	ID 0 B
S369A	SW.IWDL 3RD AXLE ENGAGED	BB 0 C
S369F	SW.IWDL FRONT ENGAGED	BB 0 B
S369R	SW.IWDL REAR-REAR ENGAGED	BB 1 B
S370	SWITCH, AIR SUSP MANUAL CONTROL ON\OFF	EB 3 D
S371	SWITCH, DIFF LOCK EATON	BB 4 C
S372	SWITCH SET/RESUME	AH 0 C
S373	SWITCH INTERWHEEL DIFF. LOCK	AH 3 B
S374	SWITCH SPEED CONTROL	AH 1 B
S455A	SW. PUSH BUTT. START	AQ 0 D
S458	SWITCH SHUTDOWN OVERRIDE	AH 2 C
S459	SW 5TH WHL KING PIN LOCK AUX AIR #2	FD 3 B
S460A	SWITCH AUX AIR #1	FD 4 B
S461	SWITCH PWR. DIV LOCKOUT	FD 1 B
S462A	SWITCH CENTER PIN HOT SAE J560	MD 0 B
S462B	SWITCH HOT PIN ISO 3731	MD 2 B
S463	SWITCH AUX. FAN	IJ 4 B
S464A	SW 2 IGN FED	NA 1 B
S464B	SW 3 IGN FED	NA 1 B
S464C	SW 4 IGN FED	NA 2 B
S464D	SW 5 IGN FED	NA 3 B
S465A	SW 1 BATT FED	NA 0 B
S465B	SW 6 BATT FED	NA 4 B
S466B	SW BUNK	HD 3 D
S466L	SW LH JAMB	HD 3 D
S466R	SW RH JAMB	HD 4 D
S470A	SWITCH IGN.FEED TAIL GATE	NC 2 C
S470B	SWITCH IGN.FEED PWR FLOAT	NC 2 C
S470C	SWITCH IGN.FEED SPREADER	NC 3 C
S470D	SWITCH IGN.FEED SPARE IGN	NC 0 C
S470E	SWITCH IGN.FEED LOW OIL	NC 1 C
S470F	SWITCH IGN.FEED RR FLASHING	NC 3 C
S471	SWITCH AUX AXLE UP/DOWN	EB 4 D
S476	SWITCH FAN OVERRIDE	AH 1 B
S493	SWITCH BRAKE AUTO NEUTRAL	DF 3 D
S519	SWITCH PRE-TRIP LAMP INSPECTION	BA 3 A
SK141A	SPLICE PACK, ILLUMINATION	AH 1 A
SK141A	SPLICE PACK, ILLUMINATION	BA 3 A
SK141A	SPLICE PACK, ILLUMINATION	EA 3 A
SK141A	SPLICE PACK, ILLUMINATION	EC 3 A
SK141A	SPLICE PACK, ILLUMINATION	FD 2 A
SK141A	SPLICE PACK, ILLUMINATION	FE 3 A
SK141A	SPLICE PACK, ILLUMINATION	GB 2 A
SK141A	SPLICE PACK, ILLUMINATION	GJ 1 A
SK141A	SPLICE PACK, ILLUMINATION	NA 0 A
TC04	J560 PLUG, 7 PIN	MB 2 B
TC05	J560 PLUG, 7 PIN	MB 2 C
TC06	J560 PLUG, 7 PIN	MB 3 B
TC07	J560 PLUG, 7 PIN	MB 3 C

COMPONENT	DESCRIPTION	PAGE
TC08	J560 RECEPTACLE WITH QCS2, 7 PIN	MB 0 D
V01	Diode	AI 1 B
V06	Diode	CM 0 C
V32	LED, indicator, LCS (Lane Change support)	BB 1 D
X10	B+ pass through, Cab	AQ 3 B
X10	B+ pass through, Cab	DB 1 E
X11	Connector, Engine	CB 1 C
X11	Connector, Engine	CG 0 C
X11A	CONNECTORS CUMMINS ISXG ENGINE INTERFACE	CL 1 C
X18	Fusible Link	AE 1 E
X21A	Socket, Body builder connector	BK 0 E
X21B	Socket, Body builder connector	BN 2 D
X21C	Socket, Body builder connector	BN 1 D
X21D	Socket, Body builder connector	BN 0 D
X32	Terminal, Power option, 3 pole	MD 3 E
X34R	JUNCTION CB O-HEAD	IK 1 C
X34R3	CB RADIO O-HEAD	IK 1 C
X41	B+, EJB	AA 1 A
X41	B+, EJB	AB 0 A
X41	B+, EJB	AQ 3 B
X41A	EJB B+ LVD	AA 2 B
X41A	EJB B+ LVD	AB 4 B
X41A	EJB B+ LVD	AQ 3 D
X62A	CONNECTOR LIFT GATE	ND 2 B
X66	Connector, USB, Audio	IK 3 B
X66B	USB PORT CHARGING	IK 4 C
X67	Connector, AUX, Audio	KA 3 B
X67	Connector, AUX, Audio	KL 3 C
X71	GROUND, ENGINE BLOCK, ALTERNATOR, PRE-HE	AE 2 C
X87	Connector, Cummins Crossover (14 way)	CF 4 D
X89	Connector, Water-in-fuel Sensor	CF 0 C
X109L	Jump Start Cable Stud	AE 1 C
X109L	Jump Start Cable Stud	AF 2 B
X115D	Contact reel	BA 2 A
X115D	Contact reel	BB 1 B
X117	Junction Box (1er)	AQ 1 C
X137A	STUD CAB GROUND	AE 3 D
X137B	CAB GND STUD	AE 2 D
X145	Connector, USB	KM 2 B
X146A	CONNECTOR CUMMINS CES	CF 2 D
X181	GROUND FIFTH WHEEL	AE 2 D
X194	CONNECTOR,TGW BODYBUILDER INTERFACE	BG 2 E
X197	CONNECTOR EATS	CC 1 B
X197B	CONNECTOR EATS	CN 1 A
X198	STUD ENGINE BLOCK	CL 3 B
X207	STUD FRAME RAIL	AE 1 E
X208	SPLICE PACK GND	AE 4 B
X208	SPLICE PACK GND	AH 2 D
X208	SPLICE PACK GND	AJ 2 C
X208	SPLICE PACK GND	EA 4 C

0

1

2

3

4

COMPONENTS

COMPONENT	DESCRIPTION	PAGE
X208	SPLICE PACK GND	EC 3 C
X208	SPLICE PACK GND	FD 2 C
X208	SPLICE PACK GND	FE 1 C
X208	SPLICE PACK GND	GJ 2 C
X208	SPLICE PACK GND	NA 1 E
X209	GND JUNCTION	AE 3 E
X210	JUNCTION STARTER CABLES	AM 2 B
X210A	AUX CONNECTOR	BI 3 C
X210A	AUX CONNECTOR	BK 0 A
X210A	AUX CONNECTOR	BN 0 B
X210B	AUX CONNECTOR	BI 2 B
X210B	AUX CONNECTOR	NA 3 C
X210B	AUX CONNECTOR	NB 3 D
X210B	AUX CONNECTOR	NC 2 D
X210C	AUX CONN	NA 0 D
X212	RECEPTACLE, LECM PANEL	HC 3 D
X212	RECEPTACLE, LECM PANEL	HI 4 D
X214	RS 232 PORT	JG 4 C
X214	RS 232 PORT	JH 3 D
X216	CONNECTOR BODYBUILDER OVERLAY	BI 0 C
X216	CONNECTOR BODYBUILDER OVERLAY	BK 3 A
X216	CONNECTOR BODYBUILDER OVERLAY	BN 3 B
X218	QUALCOM OMNIVISION PREP KIT	BF 2 C
XC1	STUD CAB GROUND	BN 1 C
Y09	Solenoid valve, differential lock, front	AI 2 D
Y11	Solenoid valve unit, ABS, lhs. front	EA 1 B
Y11	Solenoid valve unit, ABS, lhs. front	EC 1 B
Y12	Solenoid valve unit, ABS, front right	EA 0 B
Y12	Solenoid valve unit, ABS, front right	EC 0 B
Y13	Solenoid valve unit, ABS, lhs. front	EA 2 E
Y13	Solenoid valve unit, ABS, lhs. front	EC 1 B
Y14	Solenoid valve unit, ABS, rear right	EA 1 E
Y14	Solenoid valve unit, ABS, rear right	EC 0 E
Y15	Solenoid valve unit, ABS, lhs. 3:rd axle	EA 4 E
Y15	Solenoid valve unit, ABS, lhs. 3:rd axle	EC 2 D
Y16	Solenoid valve unit, ABS, rhs. 3:rd axle	EA 3 E
Y16	Solenoid valve unit, ABS, rhs. 3:rd axle	EC 2 D
Y18G	SOLENOID TRANS. PTO 1	DA 3 B
Y18G	SOLENOID TRANS. PTO 1	DP 1 D

COMPONENT	DESCRIPTION	PAGE
Y18H	SOLENOID TRANS PTO 2	DA 3 B
Y18H	SOLENOID TRANS PTO 2	DP 2 D
Y25A	SOLENOID, LEVEL CONTROL DRIVE AXLES	EB 1 B
Y29	Solenoid valve unit, trailing axle	EB 2 B
Y35	Solenoid, Engine Fan	CB 2 B
Y35	Solenoid, Engine Fan	CE 1 B
Y35	Solenoid, Engine Fan	CL 3 D
Y35E	SOLENOID ENGINE FAN E-VISCO	CL 4 D
Y42	Clutch, magnetic, air conditioning compr	HA 3 C
Y51	SOLENOID VALVE AIR DRYER	FA 3 C
Y51_A	AIR DRYER	FA 1 C
Y51C	SOLENOID VALVE RH AIR DRYER	FA 2 C
Y57	SOLENOID VALVE, TRAC CONTROL	EA 1 E
Y57B	SOLENOID VALVE DA TRACTION HSA CPC	EC 3 D
Y57C	SOLENOID VALVE SA TRACTION HSA	ED 0 B
Y64	Solenoid, Retarder Air Accumulator	DE 1 C
Y80B	Solenoid valve, AdBlue dosing unit	CD 3 B
Y81	Solenoid valve, urea heating tank	CC 2 D
Y81	Solenoid valve, urea heating tank	CD 2 D
Y81	Solenoid valve, urea heating tank	CN 2 D
Y81A	Solenoid valve, urea heating tank	CF 1 C
Y100	SOLENOID VALVE TRAILER ABS ESP	ED 4 C
Y106	Solenoid valve, Hill Assist brake applica	EC 3 D
Y186	SOLENOID VALVE EXTENSION UNIT	DA 4 C
Y197	CHASSIS SOLENOID PACK	FD 1 D
Y197	CHASSIS SOLENOID PACK	FE 1 D
Z01	VEHICLE DIAGNOSTICS	XA 0 B
Z02	TRAILER CONNECTION, 7-POLE UNIT, 24N	MA 3 D
Z10	ONBOARD DIAGNOSTIC CONNECTOR VENDOR ENGIN	XF 2 D
Z11	BODY BUILDER RELS CONNECTOR	BH 4 C
Z13	OPTION CONNECTOR, SNOWPLOW LIGHTS	GI 0 D
Z17	RECEPTACLE, 120VAC	HC 1 D
Z17	RECEPTACLE, 120VAC	HI 1 C
Z18	RECEPTACLE, D.S. CABINET	HC 1 D
Z18	RECEPTACLE, D.S. CABINET	HI 3 C
Z19	RECEPTACLE, P.S. CABINET	HC 2 D
Z19	RECEPTACLE, P.S. CABINET	HI 3 C
Z20	RECEPTACLE, UNDER BUNK/ TABLE	HC 2 C
Z20	RECEPTACLE, UNDER BUNK/ TABLE	HI 4 D

0

1

2

3

4

0

1

2

3

4

INLINES

INLINE	PAGE
A56P:A	KC 2 C
A56P:B	KC 2 C
AAC_DT:1	KA 3 C
AAC_DT:2	KA 4 C
AAC_DT:3	KA 4 C
AAC_DT:4	KA 4 C
AAC_DT:5	KA 4 C
AAC_TS:1	KA 3 C
AAC_TS:1	KL 3 C
AAC_TS:2	KA 4 C
AAC_TS:2	KL 3 C
AAC_TS:3	KA 4 C
AAC_TS:4	KA 4 C
AAC_TS:5	KA 4 C
AAC_TS:5	KL 3 C
ABS_X1:1	EA 4 B
ABS_X1:3	EA 2 B
ABS_X1:4	EA 1 D
ABS_X1:5	EA 1 D
ABS_X1:7	EA 3 C
ABS_X1:8	EA 3 C
ABS_X1:10	EA 1 C
ABS_X1:11	EA 1 C
ABS_X1:16	EA 2 B
ABS_X1:17	EA 3 B
ABS_X2:1	EA 1 B
ABS_X2:2	EA 1 B
ABS_X2:3	EA 1 B
ABS_X2:4	EA 0 C
ABS_X2:5	EA 1 B
ABS_X2:6	EA 0 C
ABS_X2:7	EA 0 C
ABS_X2:8	EA 1 B
ABS_X2:9	EA 1 D
ABS_X2:10	EA 1 D
ABS_X2:11	EA 1 B
ABS_X2:12	EA 2 D
ABS_X2:13	EA 1 D
ABS_X2:14	EA 1 B
ABS_X2:15	EA 0 C
ABS_X2:16	EA 2 D
ABS_X2:17	EA 2 D
ABS_X2:18	EA 0 C
ABS_X3:4	EA 4 D
ABS_X3:6	EA 3 D
ABS_X3:7	EA 4 D
ABS_X3:9	EA 3 D
ABS_X3:10	EA 3 D
ABS_X3:11	EA 2 C
ABS_X3:12	EA 3 C

INLINE	PAGE
ABS_X3:13	EA 3 D
ABS_X3:14	EA 2 C
ABS_X3:15	EA 3 C
ACLD1:B	JG 4 D
ACLD1:B	JH 3 E
ACLD1:C	JG 4 D
ACLD1:C	JH 3 D
ACLD1:D	JG 1 C
ACLD1:D	JH 1 D
ACLD1:E	JG 1 D
ACLD1:E	JH 1 D
ACLD1:F	JG 1 D
ACLD1:F	JH 1 D
ACLD1:G	JG 4 D
ACLD1:G	JH 3 E
ACLD1:H	JG 4 E
ACLD1:H	JH 3 E
ACLD2:A	JG 2 D
ACLD2:A	JH 1 D
ACLD2:B	JG 2 D
ACLD2:B	JH 1 D
AF_AFR:A	IJ 4 D
AF_AFR:B	IJ 4 D
AF_AFR:C	IJ 4 D
AILH:A	IH 1 A
AILH:B	IH 1 B
AIRH:A	IH 1 A
AIRH:B	IH 1 B
ALLISON:1	DE 2 C
ALLISON:2	DE 2 C
ALLISON:3	DE 1 C
ALLISON:4	DE 2 C
ALLISON:5	DE 1 B
ALLISON:6	DE 1 C
ALLISON:7	DE 1 C
ALLISON:8	DE 1 C
ALLISON:9	DE 1 C
ALLISON:10	DE 0 C
ALLISON:11	DE 0 C
ALLISON:12	DE 1 C
ALLISON:13	DE 1 C
ALLISON:14	DE 2 C
ALLISON:15	DE 2 C
ALLISON:16	DE 2 C
ALLISON:17	DE 0 C
ALLISON:18	DE 0 C
ALLISON:19	DE 1 C
ALLISON:20	DE 2 C
ALLISON:21	DE 3 C
ALLISON:22	DE 2 C

INLINE	PAGE
ALLISON:23	DE 2 C
ALLISON:27	DE 0 C
ALLISON:30	DE 0 C
ALLISON:31	DE 0 C
AT_CAB_TRANS:A	DB 2 C
AT_CAB_TRANS:B	DB 3 B
AT_CAB_TRANS:C	DB 2 C
AT_CAB_TRANS:G	DB 4 C
AT_CAB_TRANS:J	DB 2 B
AT_CAB_TRANS:K	DB 2 B
AT_CAB_TRANS:R	AI 4 B
AT_CAB_TRANS:S	DB 2 B
AT_CAB_TRANS:T	DB 2 B
AT_CAB_TRANS:U	DB 1 D
AT_CAB_TRANS:V	DB 1 D
AT_NU_PTO:A	DB 3 D
AT_NU_PTO:B	DB 3 D
AUX_BATT:A	NA 0 C
AUX_IGN:A	NA 1 C
AUX_SW_PWR1:A	NA 1 B
AUX_SW_PWR1:A	NB 4 C
AUX_SW_PWR1:A	NC 4 C
AUX_SW_PWR1:B	NA 2 B
AUX_SW_PWR2:A	NA 3 B
AUX_SW_PWR2:B	NA 4 B
B58R_EXT:A	BA 2 E
B58R_EXT:B	BA 2 D
B58R_EXT:C	BA 2 D
B58RE_EXT:A	ED 3 C
B58RE_EXT:B	ED 3 C
B58RE_EXT:C	ED 3 B
B68_1:A	AI 1 C
B68_1:B	AI 1 C
BB_CAB:1	BK 0 C
BB_CAB:2	BK 0 C
BB_CAB:5	BK 1 C
BB_CAB:8	BK 1 C
BB_CAB:9	BK 1 C
BB_CAB:10	BK 1 C
BB_CAB:11	BK 1 C
BB_CAB:12	BK 1 C
BB_CAB:13	BK 2 C
BB_CAB:14	BK 2 C
BB_CAB:15	BK 2 C
BB_CAB:16	BK 2 C
BB_CAB:17	BK 2 C
BB_CAB:18	BK 2 C
BB_CAB:19	BK 2 C
BB_CAB:20	BK 2 C
BB_CAB:21	BK 3 D

INLINE	PAGE
BB_CAB:22	BK 3 D
BB_CAB:23	BK 3 C
BB_CAB:24	BK 3 C
BB_CAB:27	BK 3 C
BB_CAB:29	BK 4 C
BBCBBC:A	BN 3 D
BBCBBC:B	BN 3 D
BBCBBC:C	BN 3 D
BBCBBC:D	BN 1 D
BBCBBC:E	BN 1 D
BBCBBC:F	BN 1 D
BBCBBC:G	BN 2 D
BBCBBC:H	BN 2 D
BBCBBC:J	BN 0 D
BBCBBC:K	BN 0 D
BBCBBC:L	BN 0 D
BBCBBC:M	BN 3 D
BBM_1939:1	AI 3 C
BBM_1939:1	BK 3 C
BBM_1939:2	AI 3 C
BBM_1939:2	BK 3 C
BBMS:A	BN 0 C
BBMS:A	NC 0 D
BBMS:B	BN 0 C
BBMS:B	NC 1 D
BBTR1:1	MA 0 E
BBTR1:2	MA 0 E
BBTR1:3	MA 1 E
BBTR2:A	MA 1 E
BBTR2:B	MA 2 E
BBTR2:C	MA 2 E
BOCINC:A	GK 3 C
BOCINC:A	GK 4 C
BOCINC:B	GK 3 C
BOCINC:B	GK 4 C
BOCLPL:A	GK 3 B
BOCLPL:A	GK 3 B
BOCLPL:A	GK 3 B
BOCLPL:B	GK 3 D
BOCLPL:B	GK 3 D
BOCLPL:B	GK 3 D
BOCLPL:B	GK 3 D
BOCLPR:A	GK 4 B
BOCLPR:A	GK 4 B
BOCLPR:A	GK 3 B
BOCLPR:A	GK 3 B
BOCLPR:B	GK 4 D
BOCLPR:B	GK 4 D
BOCLPR:B	GK 3 D

INLINE	PAGE
BOCLPR:B	GK 3 D
CTR_PIN_HOT:A	MD 1 D
CTR_PIN_HOT:B	MD 1 C
CTR_PIN_HOT_ISO:B	MD 3 D
CTR_PIN_HOT_ISO:C	MD 3 D
DSFC:A	BB 1 B
DSFC:B	BB 1 B
DSFC:C	BB 2 B
DSFC:D	BB 0 B
DSFC:E	BB 3 B
DSFC:F	BB 3 B
DSFC:J	BB 4 A
E18A.A:A	HD 0 B
E33A.B:A	HD 0 C
E148G:A	HM 3 D
E148G:B	HM 3 C
E148H:A	HM 3 D
E148H:B	HM 3 C
EFRC.A1:1	AC 1 D
EFRC.A1:1	MA 2 C
EFRC.A1:1	MA 0 D
EFRC.A1:1	MB 1 A
EFRC.A1:2	AC 1 D
EFRC.A1:2	MA 3 C
EFRC.A1:2	MA 0 D
EFRC.A1:2	MB 1 A
EFRC.A1:3	AC 0 D
EFRC.A1:3	MA 2 C
EFRC.A1:3	MA 1 D
EFRC.A1:3	MA 1 A
EFRC.A2.A:A	MA 1 B
EFRC.A2.A:B	MA 1 B
EFRC.A2.A:C	MA 1 B
EFRC.A2.B:A	MA 1 A
EFRC.A2.B:B	MA 1 A
EFRC.A2.B:C	MA 1 A
EFRC.A2.C:A	MA 1 D
EFRC.A2.C:B	MA 1 D
EFRC.A2.C:C	MA 1 D
EFRC.A2.D:A	MA 1 C
EFRC.A2.D:B	MA 1 C
EFRC.A2.D:C	MA 1 C
EFRC.A2:A	AD 2 C
EFRC.A2:A	MA 4 C
EFRC.A2:A	MA 1 D
EFRC.A2:A	MB 1 A
EFRC.A2:B	AD 2 C
EFRC.A2:B	MA 4 C
EFRC.A2:B	MA 2 D
EFRC.A2:B	MB 1 A

A

A

B

B

C

C

D

D

E

E

VOLVO Group Trucks Technology

Document title
PC 28 MACK SCHEMATIC

Document type
PRODUCT SCHEMATIC

Document No
23086355

Issue
04

Volume
2 (2)

Page
16 (40)

0

1

2

3

4

0

1

2

3

4

INLINES

INLINE	PAGE
EFRC.A2:C	AC 3 D
EFRC.A2:C	MA 3 C
EFRC.A2:C	MA 2 D
EFRC.A2:C	MB 1 A
EFRC.B1:A	AD 2 C
EFRC.B1:A	DB 4 B
EFRC.B1:A	DF 0 A
EFRC.B1:B	AD 1 C
EFRC.B2:A	AC 2 D
EFRC.B2:A	AG 4 B
EFRC.B2:B	AC 2 D
EFRC.B2:B	AG 2 B
EFRC.C1:A	AD 0 E
EFRC.C1:A	AD 3 D
EFRC.C1:A	CF 1 B
EFRC.C1:B	AD 0 E
EFRC.C1:B	AD 3 E
EFRC.C1:B	CF 1 B
EFRC.C1:C	AD 1 E
EFRC.C1:C	AD 3 E
EFRC.C1:C	CF 1 B
EFRC.C1:D	AD 0 E
EFRC.C1:D	AD 3 D
EFRC.C1:D	CF 1 B
EFRC.C1:E	AD 1 E
EFRC.C1:E	AD 3 D
EFRC.C1:E	CF 2 B
EFRC.C1:E	FH 1 A
EFRC.C1:F	AD 1 E
EFRC.C1:F	AD 3 E
EFRC.C1:F	CF 2 B
EFRC.C1:F	FH 1 B
EFRC.C3:A	AD 3 C
EFRC.C3:A	BP 2 C
EFRC.C3:C	AD 3 B
EFRC.C3:C	BP 2 B
EFRC.C3:D	AD 3 C
EFRC.C3:D	BP 2 C
EFRC.C3:E	AD 3 C
EFRC.C3:F	AD 3 B
EFRC.C3:F	BP 2 B
EFRC.C4:A	AD 0 C
EFRC.C4:A	CE 1 B
EFRC.C4:C	AD 0 B
EFRC.C4:C	CE 1 A
EFRC.C4:D	AD 0 C
EFRC.C4:D	CE 1 B
EFRC.C4:E	AD 0 C
EFRC.C4:F	AD 0 B
EFRC.C4:F	CE 1 A

INLINE	PAGE
EFRC.D1:A	AD 2 B
EFRC.D1:A	MA 4 B
EFRC.D1:B	AC 2 B
EFRC.D1:B	AG 2 B
EFRC.D1:C	AC 2 B
EFRC.D1:C	AC 1 B
EFRC.D1:D	MA 2 B
EFRC.D1:D	MA 2 E
EFRC.D1:E	AC 1 B
EFRC.D1:E	MA 3 B
EFRC.D1:F	AC 0 D
EFRC.D1:F	MA 2 C
EFRC.D1:G	AD 2 B
EFRC.D1:G	MA 4 B
EFRC.D1:H	AC 2 B
EFRC.D1:H	AG 2 B
EFRC.D1:J	AC 2 B
EFRC.D1:L	AC 0 B
EFRC.D1:L	MA 2 B
EFRC.D2:A	AC 2 D
EFRC.D2:A	AG 3 B
EFRC.D2:A	BP 1 B
EFRC.D2:B	AC 4 D
EFRC.D2:B	HK 0 B
EFRC.D2:C	AC 4 D
EFRC.D2:D	AC 3 D
EFRC.D2:D	EA 2 A
EFRC.D2:D	EC 2 A
EFRC.D2:E	AD 2 E
EFRC.D2:E	CF 3 B
EFRC.D2:F	AC 3 D
EFRC.D2:F	FA 4 B
EFRC.D2:G	AC 2 D
EFRC.D2:G	FA 4 B
EFRC.D2:H	AC 2 D
EFRC.D2:J	AC 2 D
EFRC.D2:K	AD 2 E
EFRC.D2:L	AC 2 D
EFRC.D2:L	AG 3 B
EFRC.D2:M	AC 3 D
EFRC.D2:M	AG 4 B
EFRC.D2:N	AC 4 D
ESFC:A	EB 1 C
ESFC:C	EB 0 C
ESFC:F	EB 1 C
ESFC:H	EB 1 C
ESFC:J	EB 0 C
ESFC:K	EB 2 C
ESFC:P	EB 1 C
ESFC:R	EB 1 C

INLINE	PAGE
ESFC:S	EB 2 C
ESFC:T	EB 2 C
ESFC:U	EB 2 C
ESFC:V	EB 2 C
ESFC:W	EB 2 C
ESFC:X	EB 1 C
FCAC:A	HA 3 A
FCAC:A	HK 1 C
FCAC:B	HA 3 B
FCAC:B	HK 1 C
FCAC:C	AI 2 C
FCAC:C	HK 0 C
FCAC:D	AI 2 D
FCAC:D	HK 0 B
FCAC:E	HK 1 C
FCAD:A	FA 2 C
FCAD:A	FA 2 B
FCAD:B	FA 2 D
FCAD:B	FA 2 D
FCAE2:A	CC 4 D
FCAE2:A	CD 4 D
FCAE2:A	CN 4 D
FCAE2:B	CC 0 B
FCAE2:B	CD 0 B
FCAE2:B	CE 3 C
FCAE2:B	CN 0 B
FCCE1:1	GF 1 B
FCCE1:2	GF 1 B
FCCE1:4	EA 3 D
FCCE1:4	EC 2 D
FCCE1:5	EA 3 D
FCCE1:5	EC 2 D
FCCE1:9	BA 2 C
FCCE1:10	BA 2 C
FCCE1:11	EA 3 D
FCCE1:11	EC 2 D
FCCE1:12	GF 1 B
FCCE1:13	GF 1 B
FCCE1:14	GF 1 B
FCCE1:15	BB 4 B
FCCE1:16	BB 2 B
FCCE1:17	BB 2 B
FCCE1:18	EA 1 D
FCCE1:18	EC 4 D
FCCE1:19	EA 1 D
FCCE1:19	EC 4 D
FCCE1:20	EA 1 D
FCCE1:20	EC 0 D
FCCE1:21	EA 1 D
FCCE1:21	EC 0 D

INLINE	PAGE
FCCE1:22	EA 1 D
FCCE1:22	EC 0 D
FCCE1:23	BB 2 B
FCCE1:24	EA 3 D
FCCE1:24	EC 2 D
FCCE2:1	EA 4 D
FCCE2:1	EC 2 D
FCCE2:2	EA 3 D
FCCE2:2	EC 2 D
FCCE2:3	EA 2 D
FCCE2:3	EC 1 D
FCCE2:4	EA 2 D
FCCE2:4	EC 1 D
FCCE2:8	ED 3 D
FCCE2:9	ED 3 C
FCCE2:10	ED 3 B
FCCE2:11	EC 3 D
FCCE2:12	GF 0 B
FCCE2:13	EA 1 D
FCCE2:13	EC 3 D
FCCE2:14	EA 1 D
FCCE2:14	EC 3 D
FCCE2:16	BB 1 B
FCCE2:17	BB 1 B
FCCE2:18	EA 0 D
FCCE2:18	EC 0 B
FCCE2:19	EA 0 D
FCCE2:19	EC 0 B
FCCE2:20	EA 2 D
FCCE2:20	EC 1 B
FCCE2:21	EA 2 D
FCCE2:21	EC 1 B
FCCE2:22	EA 2 D
FCCE2:22	EC 1 B
FCCE2:23	EA 4 D
FCCE2:23	EC 2 D
FCCE2:24	EA 3 D
FCCE2:24	EC 2 D
FCCL:A	CB 3 D
FCCL:B	CB 3 D
FCCL:B	CE 1 C
FCCL:B	CL 2 E
FCCL:C	BA 3 C
FCCL:C	CE 3 C
FCCL:C	CL 2 B
FCCL:D	BA 3 D
FCCL:D	CE 3 D
FCCL:D	CL 2 B
FCCL:E	CE 1 D
FCCL:E	CL 2 D

INLINE	PAGE
FCCUT4:1	CE 2 C
FCCUT4:2	CE 2 C
FCCUT4:3	CE 2 C
FCCUT4:4	CE 2 C
FCCUT4:5	CF 1 C
FCCUT4:6	CF 1 C
FCCUT4:7	CF 1 C
FCCUT4:8	CF 1 D
FCCUT4:9	CF 2 C
FCCUT4:10	CF 3 B
FCCUT4:11	CF 3 B
FCCUT4:12	CF 3 B
FCCUT4:13	CF 3 B
FCDLO:A	AI 2 D
FCDLO:B	AI 2 D
FCGO:A	CL 2 B
FCGO:B	CL 1 D
FCGO:C	CL 1 D
FCGO:D	CL 2 D
FCGO:E	CL 1 D
FCGO:F	CL 1 D
FCGO:G	CL 1 D
FCGO:H	CL 1 D
FCBIC:2	CD 3 B
FCBIC:3	CD 1 B
FCBIC:5	CD 3 B
FCBIC:6	CD 4 B
FCBIC:7	CD 0 D
FCBIC:9	CD 3 B
FCBIC:12	CD 3 B
FCBIC:13	CD 1 D
FCEN:A	HA 3 C
FCEN:B	CF 0 B
FCEN:C	AF 0 B
FCEN:C	AF 1 B
FCEN:C	AF 1 B
FCEN:D	CF 0 B
FCES1:A	EB 1 D
FCES1:B	EB 1 D
FCES1:C	EB 2 D
FCFA:1	JE 2 C
FCFA:2	JE 2 C
FCFA:3	JE 2 C
FCFA:4	JE 3 D
FCFA:5	JE 2 C
FCFA:6	JE 2 C
FCFS1:A	CL 4 D
FCFS1:B	CL 4 D
FCGND:1	CE 4 C
FCGND:1	CL 3 B

0

1

2

3

4

0

1

2

3

4

INLINES

INLINE	PAGE
FCHDV:A	FA 2 B
FCHDV:A	FA 2 B
FCHDV:B	FA 2 D
FCHDV:B	FA 2 D
FCHL:1	GD 0 C
FCHL:1	GD 3 C
FCHL:1	GE 2 C
FCHL:1	GE 0 C
FCHL:2	GD 0 C
FCHL:2	GD 2 D
FCHL:2	GE 2 D
FCHL:2	GE 0 D
FCHL:2	GE 1 D
FCHL:3	GD 0 C
FCHL:3	GD 3 D
FCHL:3	GE 3 D
FCHL:3	GE 0 D
FCHL:3	GE 1 D
FCHL:4	GD 0 C
FCHL:4	GD 2 C
FCHL:4	GE 3 C
FCHL:4	GE 0 C
FCHL:5	GD 0 C
FCHL:5	GD 2 C
FCHL:5	GE 3 C
FCHL:5	GE 1 C
FCHL:6	GD 0 C
FCHL:6	GD 2 C
FCHL:6	GE 3 C
FCHL:6	GE 0 C
FCHL:13	IF 0 D
FCHL:14	IF 0 D
FCHLR:1	GD 1 C
FCHLR:1	GD 3 C
FCHLR:1	GE 4 C
FCHLR:1	GE 2 C
FCHLR:2	GD 1 C
FCHLR:2	GD 4 D
FCHLR:2	GE 4 D
FCHLR:3	GD 1 C
FCHLR:3	GD 3 D
FCHLR:3	GE 3 D
FCHLR:4	GD 1 C
FCHLR:4	GD 3 C
FCHLR:4	GE 4 C
FCHLR:4	GE 1 C
FCHLR:5	GD 1 C
FCHLR:5	GD 4 C
FCHLR:5	GE 3 C
FCHLR:5	GE 1 C

INLINE	PAGE
FCHLR:6	GD 1 C
FCHLR:6	GD 4 C
FCHLR:6	GE 4 C
FCHLR:6	GE 1 C
FCHLR:13	IF 3 D
FCHLR:14	IF 3 D
FCHU:A	CF 1 C
FCHU:B	CF 1 D
FCMCS:A	FH 1 D
FCMCS:B	FH 3 D
FCMCS:C	FH 3 D
FCMCS:D	FH 3 D
FCMCS:P:1	FH 0 A
FCRE:A	GF 1 B
FCRE:A	GF 1 B
FCRE:B	GF 1 B
FCRE:B	GF 1 B
FCRE:C	GF 0 B
FCRE:C	GF 0 B
FCRE:D	GF 1 B
FCRE:D	GF 1 B
FCRE:E	GF 1 B
FCRE:E	GF 1 B
FCSS:A	JF 2 C
FCSS:B	JF 2 C
FCSS:C	JF 2 C
FCSS:D	JF 2 C
FCTAD:A	FA 1 B
FCTAD:A	FA 1 B
FCTAD:B	FA 1 D
FCTAD:B	FA 1 D
FCTC:A	MA 4 E
FCTC:A	MB 0 A
FCTR2:1	CB 4 B
FCTR2:1	DA 2 B
FCTR2:1	DA 3 D
FCTR2:2	CB 4 B
FCTR2:2	DA 2 B
FCTR2:2	DA 3 D
FCTR:A	FD 0 C
FCTR:B	GG 0 B
FCTR:C	BA 3 E
FCTR:D	BA 3 D
FCTR:E	FD 0 C
FCTR:F	AI 1 C
FCTR:F	AI 1 C
FCTR:F	CE 2 D
FCTR:F	CL 1 B
FCTR:G	AI 1 C
FCTR:G	AI 1 C

INLINE	PAGE
FCTR:G	CE 2 D
FCTR:G	CL 1 B
FCTR:H	GG 0 B
FCTR:K	FE 4 B
FCUP:A	CE 1 A
FCUT3:1	CC 1 B
FCUT3:1	CN 1 B
FCUT3:2	CC 1 B
FCUT3:2	CD 3 D
FCUT3:2	CN 1 B
FCUT3:3	CC 1 B
FCUT3:3	CD 3 D
FCUT3:3	CN 1 B
FCUT3:4	CC 2 A
FCUT3:4	CD 1 D
FCUT3:4	CN 2 A
FCUT3:5	CC 2 D
FCUT3:5	CD 1 D
FCUT3:5	CN 2 D
FCUT3:6	CC 3 D
FCUT3:6	CD 3 D
FCUT3:6	CN 4 D
FCUT3:7	CC 3 D
FCUT3:7	CD 3 D
FCUT3:7	CN 3 D
FCUT3:8	CC 2 D
FCUT3:8	CD 2 D
FCUT3:8	CN 2 D
FCUT3:9	CC 2 D
FCUT3:9	CD 2 D
FCUT3:9	CN 2 D
FCUT3:10	CC 2 D
FCUT3:10	CD 2 D
FCUT3:10	CN 2 D
FCUT3:11	CC 2 D
FCUT3:11	CD 2 D
FCUT3:11	CN 2 D
FCUT3:12	CC 2 D
FCUT3:12	CD 2 D
FCUT3:12	CN 2 D
FCUT3:13	CC 2 D
FCUT3:13	CD 2 D
FCUT3:13	CN 2 D
FCUT3:14	CC 1 D
FCUT3:14	CD 1 D
FCUT3:14	CN 2 D
FCUT4:1	CN 3 D
FCUT4:2	CN 3 D
FCWB:1	IH 0 A
FCWB:2	GP 3 C

INLINE	PAGE
FCWB:3	IH 0 C
FCWB:4	BB 1 B
FCWB:5	BA 4 C
FCWB:6	GP 1 C
FCWB:7	GP 1 C
FCWB:8	GP 1 C
FCWB:9	GP 1 C
FCWB:10	GP 3 B
FCWB:11	BA 4 B
FCWB:12	GQ 1 D
FCWB:13	IH 0 C
FCWB:14	GP 1 E
FHCC:A	IK 2 B
FHCC:B	IK 2 D
FHRF:A	ID 1 A
FHRF:B	ID 0 B
FLFC:A	GL 2 C
FLFC:B	GL 2 B
FLFL:A	GL 2 C
FLFL:B	GL 2 B
FLFLR:A	GL 2 C
FLFLR:B	GL 2 B
FM01A B:A	AQ 4 A
FR DLO:A	AH 3 D
FRC J1:A1	AA 1 B
FRC J1:A1	MD 3 A
FRC J1:A2	AB 0 A
FRC J1:A3	AB 3 C
FRC J1:A4	AB 3 C
FRC J1:A5	AB 3 C
FRC J1:A6	AB 1 C
FRC J1:A6	AQ 2 B
FRC J1:A7	AB 3 C
FRC J1:A8	AA 2 C
FRC J1:A9	AA 2 C
FRC J1:A9	IF 3 A
FRC J1:A11	AB 4 B
FRC J1:B1	AA 4 B
FRC J1:B1	JG 0 B
FRC J1:B6	AB 3 C
FRC J1:B6	AH 1 A
FRC J1:B6	FD 2 A
FRC J1:B6	FE 2 A
FRC J1:B7	AB 3 C
FRC J1:B9	AB 0 C
FRC J1:B9	AQ 2 C
FRC J1:B12	AA 0 D
FRC J1:B12	AA 0 E
FRC J1:B12	AA 2 B
FRC J1:B12	AB 2 D

INLINE	PAGE
FRC J1:B12	AB 0 B
FRC J1:B12	AB 4 C
FRC J1:B12	AB 3 E
FRC J1:B12	BI 3 B
FRC J1:B12	DF 4 B
FRC J1:B12	GP 1 C
FRC J1:B12	KB 0 B
FRC J1:C1	AA 2 B
FRC J1:C1	GB 2 B
FRC J1:C2	AB 0 C
FRC J1:C2	IK 1 A
FRC J1:C5	AB 1 C
FRC J1:C8	AB 2 D
FRC J1:C9	AB 3 D
FRC J1:C9	IJ 4 A
FRC J1:C12	AB 4 D
FRC J1:D1	AA 0 B
FRC J1:D1	GB 2 B
FRC J1:D2	AB 0 C
FRC J1:D2	AQ 2 C
FRC J1:D5	AB 3 C
FRC J1:D5	BI 3 B
FRC J1:D8	AB 2 D
FRC J1:D9	AA 1 C
FRC J1:D10	AB 3 D
FRC J1:D10	IK 0 A
FRC J1:D12	AB 4 D
FRC J1:D12	HA 2 A
FRC J1:E1	AA 2 B
FRC J1:E1	XA 4 A
FRC J1:E1	XF 3 A
FRC J1:E2	AB 2 C
FRC J1:E5	AB 1 C
FRC J1:E5	IJ 2 A
FRC J1:E6	AB 0 C
FRC J1:E6	BY 2 B
FRC J1:E7	AB 2 D
FRC J1:E8	AA 1 C
FRC J1:E8	IF 1 A
FRC J1:E9	AB 4 D
FRC J1:E10	AB 4 D
FRC J1:E12	AB 4 D
FRC J1:E12	IJ 0 A
FRC J1:F1	AA 1 B
FRC J1:F1	GB 2 A
FRC J1:F2	AB 1 D
FRC J1:F3	AB 1 D
FRC J1:F5	AB 2 D
FRC J1:F6	AB 4 C
FRC J1:F6	NA 3 A

VOLVO Group Trucks Technology

Document title
PC 28 MACK SCHEMATIC

Document type
PRODUCT SCHEMATIC

Document No

23086355

Issue

04

Volume

2 (2)

Page

18 (40)

0

1

2

3

4

0

1

2

3

4

INLINES

INLINE	PAGE
FRC J1:F7	AB 3 D
FRC J1:F8	AB 3 D
FRC J1:F8	IF 1 A
FRC J1:F8	IF 3 A
FRC J1:F9	AA 1 D
FRC J1:F10	AB 4 D
FRC J1:F11	AB 3 D
FRC J1:F12	AB 3 D
FRC J1:F12	KA 0 A
FRC J1:F12	KB 1 A
FRC J2:A2	AB 1 D
FRC J2:A5	AA 3 B
FRC J2:A5	DA 0 B
FRC J2:A6	AB 2 D
FRC J2:A8	AA 1 D
FRC J2:A8	IA 2 B
FRC J2:A11	AB 4 E
FRC J2:A11	KB 1 B
FRC J2:A12	AB 4 D
FRC J2:A12	KB 1 A
FRC J2:B1	AA 3 B
FRC J2:B1	GB 3 A
FRC J2:B2	AA 4 E
FRC J2:B2	BY 0 B
FRC J2:B4	AA 3 C
FRC J2:B4	DA 1 B
FRC J2:B5	AB 2 D
FRC J2:B5	GG 1 C
FRC J2:B6	AB 2 C
FRC J2:B6	BE 2 A
FRC J2:B6	BF 2 A
FRC J2:B6	BG 1 B
FRC J2:B7	AB 2 D
FRC J2:B7	GG 1 B
FRC J2:B8	AA 2 D
FRC J2:B8	IA 2 A
FRC J2:B9	AA 1 D
FRC J2:B10	AA 1 D
FRC J2:B11	AA 1 C
FRC J2:B11	HB 2 A
FRC J2:B11	HL 1 B
FRC J2:B12	AA 1 C
FRC J2:B12	HB 3 A
FRC J2:B12	HL 2 B
FRC J2:C1	AA 3 B
FRC J2:C1	GB 2 B
FRC J2:C2	AA 4 B
FRC J2:C2	KA 0 B
FRC J2:C2	KB 1 A
FRC J2:C4	AA 4 C

INLINE	PAGE
FRC J2:C4	DA 1 B
FRC J2:C5	AB 2 D
FRC J2:C8	AA 2 D
FRC J2:C8	IA 2 A
FRC J2:C9	AA 3 C
FRC J2:C9	BY 0 B
FRC J2:C10	AA 1 D
FRC J2:C11	AA 0 C
FRC J2:C11	IK 2 A
FRC J2:C12	AA 0 C
FRC J2:D1	AA 1 B
FRC J2:D1	IG 1 A
FRC J2:D2	AB 1 C
FRC J2:D2	AG 0 B
FRC J2:D4	AA 2 B
FRC J2:D4	BA 0 A
FRC J2:D5	AA 2 B
FRC J2:D5	BG 1 B
FRC J2:D8	AA 2 D
FRC J2:D9	AA 0 C
FRC J2:D9	NA 4 A
FRC J2:D10	AA 1 D
FRC J2:D11	AA 2 C
FRC J2:D12	AA 2 C
FRC J2:D12	IK 2 A
FRC J2:E1	AA 3 B
FRC J2:E1	GJ 1 B
FRC J2:E2	AA 3 C
FRC J2:E4	AB 1 C
FRC J2:E5	AB 1 C
FRC J2:E5	AG 0 B
FRC J2:E5	DP 0 A
FRC J2:E6	AB 2 C
FRC J2:E6	CM 0 A
FRC J2:E8	AA 3 B
FRC J2:E8	GB 2 A
FRC J2:E9	AA 1 C
FRC J2:E9	HB 3 A
FRC J2:E9	HL 3 B
FRC J2:E10	AA 1 D
FRC J2:E11	AA 2 C
FRC J2:E11	NA 0 A
FRC J2:E12	AA 0 C
FRC J2:E12	IK 3 A
FRC J2:F1	AA 3 C
FRC J2:F1	EB 4 B
FRC J2:F2	AB 1 C
FRC J2:F2	AJ 1 A
FRC J2:F4	AB 1 C
FRC J2:F4	DF 1 B

INLINE	PAGE
FRC J2:F5	AB 1 C
FRC J2:F5	DA 1 A
FRC J2:F6	AB 2 C
FRC J2:F6	HB 3 A
FRC J2:F6	HL 3 B
FRC J2:F7	AB 2 B
FRC J2:F7	DF 3 B
FRC J2:F8	AA 3 C
FRC J2:F8	AQ 1 C
FRC J2:F9	AA 2 B
FRC J2:F9	GQ 1 C
FRC J2:F10	AA 1 B
FRC J2:F10	GQ 2 B
FRC J2:F11	AA 0 C
FRC J2:F12	AA 0 D
FRC J2:F12	BI 4 B
FRC J3:A2	AB 1 E
FRC J3:A2	MD 3 C
FRC J3:A3	AB 1 D
FRC J3:A3	MD 3 C
FRC J3:A4	AB 1 D
FRC J3:A5	AB 0 D
FRC J3:A5	HA 0 C
FRC J3:A6	AA 1 E
FRC J3:A6	DF 4 B
FRC J3:A7	AA 1 E
FRC J3:A7	DF 4 B
FRC J3:A11	AA 4 D
FRC J3:A12	AA 2 E
FRC J3:A12	GP 0 B
FRC J3:B1	AB 0 E
FRC J3:B1	MD 0 C
FRC J3:B2	AB 0 D
FRC J3:B2	MD 0 D
FRC J3:B3	AB 0 D
FRC J3:B3	MD 3 C
FRC J3:B4	AB 0 D
FRC J3:B4	HA 0 B
FRC J3:B5	AB 0 D
FRC J3:B5	HA 0 B
FRC J3:B6	AA 0 D
FRC J3:B6	DF 4 B
FRC J3:B7	AA 1 D
FRC J3:B7	DF 4 B
FRC J3:B8	AA 2 D
FRC J3:B8	JA 2 A
FRC J3:B11	AA 2 E
FRC J3:B11	GP 0 B
FRC J3:B12	AA 3 E
FRC J3:B12	GP 0 B

INLINE	PAGE
FRC J3:C1	AB 0 E
FRC J3:C1	MD 0 C
FRC J3:C2	AB 0 D
FRC J3:C2	MD 0 D
FRC J3:C3	AB 0 E
FRC J3:C3	MD 3 C
FRC J3:C5	AB 3 B
FRC J3:C5	AB 1 D
FRC J3:C5	AI 4 C
FRC J3:C8	AA 3 D
FRC J3:C8	GI 1 A
FRC J3:C11	AA 4 D
FRC J3:C12	AA 2 E
FRC J3:C12	GP 1 B
FRC J3:D2	AB 0 D
FRC J3:D2	CF 0 C
FRC J3:D2	CL 1 B
FRC J3:D3	AB 0 E
FRC J3:D3	MD 0 C
FRC J3:D5	AB 2 C
FRC J3:D5	AI 4 C
FRC J3:D8	AA 3 D
FRC J3:D8	GI 1 A
FRC J3:D11	AA 3 D
FRC J3:D11	EB 3 B
FRC J3:D11	JE 2 A
FRC J3:D12	AA 2 E
FRC J3:D12	GP 1 B
FRC J3:E1	AB 0 D
FRC J3:E1	CF 0 B
FRC J3:E1	CL 0 A
FRC J3:E2	AB 0 D
FRC J3:E2	CF 0 C
FRC J3:E2	CL 0 B
FRC J3:E3	AB 0 D
FRC J3:E3	CF 0 B
FRC J3:E3	CL 1 A
FRC J3:E4	AB 2 B
FRC J3:E4	AI 4 C
FRC J3:E5	AB 0 D
FRC J3:E5	HA 0 C
FRC J3:E6	AB 2 C
FRC J3:E6	AI 4 C
FRC J3:E7	AA 2 D
FRC J3:E7	GA 0 A
FRC J3:E8	AA 3 D
FRC J3:E8	JG 0 B
FRC J3:E9	AA 4 D
FRC J3:E11	AA 3 D

INLINE	PAGE
FRC J3:E12	AA 2 E
FRC J3:E12	GP 2 B
FRC J3:F1	AA 3 C
FRC J3:F1	AQ 2 C
FRC J3:F2	AA 0 D
FRC J3:F2	BI 4 B
FRC J3:F3	AA 2 B
FRC J3:F4	AA 2 D
FRC J3:F4	AC 2 A
FRC J3:F5	AB 2 C
FRC J3:F5	DF 3 B
FRC J3:F6	AA 4 D
FRC J3:F6	FH 1 B
FRC J3:F7	AB 2 C
FRC J3:F7	DF 3 B
FRC J3:F8	AB 2 B
FRC J3:F8	DF 3 B
FRC J3:F9	AB 1 B
FRC J3:F9	AG 1 B
FRC J3:F10	AA 2 B
FRC J3:F10	EB 3 B
FRC J3:F11	AA 0 B
FRC J3:F11	MD 0 A
FRC J3:F12	AA 0 B
FRC J3:F12	AQ 2 C
FRC J4:A2	AB 4 A
FRC J4:A2	GI 2 C
FRC J4:A5	AB 2 B
FRC J4:A5	GI 0 C
FRC J4:A6	AB 2 A
FRC J4:A6	GI 0 C
FRC J4:B3	AB 3 B
FRC J4:B3	GI 2 C
FRC J4:B4	AB 3 B
FRC J4:B5	AB 3 B
FRC J4:B6	AB 2 B
FRC J4:B6	GI 0 C
FRC J4:C5	AB 2 B
FRC J4:C5	GI 1 C
FRC J4:D1	AB 3 B
FRC J4:D1	GI 2 C
FRC J4:D6	AB 2 A
FRC J4:D6	GI 0 C
FRC J4:E2	AB 3 B
FRC J4:E2	DB 3 B
FRC J4:E3	AB 3 A
FRC J4:E3	GI 2 C
FRC J4:E6	AB 2 B
FRC J4:E6	GI 1 C
FRC J4:F1	AB 3 B

VOLVO Group Trucks Technology

Document title
PC 28 MACK SCHEMATIC

Document type
PRODUCT SCHEMATIC

Document No
23086355

Issue
04

Volume
2 (2)

Page
19 (40)

0

1

2

3

4

0

1

2

3

4

INLINES

INLINE	PAGE
FRC J4:F2	AB 3 B
FRC J4:F2	CE 2 B
FRC J4:F2	CL 0 A
FRC J4:F3	AB 3 A
FRC J4:F3	GI 1 C
FRC J4:F4	AB 3 B
FRC J4:F4	GI 1 C
FRC J4:F5	AB 3 B
FRC J4:F5	GI 1 C
FRC J4:F6	AB 2 A
FRC J4:F6	GI 1 C
FRC J5:A2	AB 3 B
FRC J5:A3	AA 1 B
FRC J5:A3	BE 1 A
FRC J5:A3	BF 1 A
FRC J5:A4	AB 1 E
FRC J5:A6	AB 1 E
FRC J5:B1	AA 3 B
FRC J5:B2	AA 0 B
FRC J5:B2	HA 0 A
FRC J5:B3	AA 0 B
FRC J5:C1	AA 0 B
FRC J5:C1	HB 2 A
FRC J5:C1	HL 2 B
FRC J5:C6	AB 1 D
FRC J5:D1	AA 4 B
FRC J5:D5	AB 3 D
FRC J5:E1	AA 1 B
FRC J5:E1	EA 2 A
FRC J5:E1	EC 2 A
FRC J5:E5	AB 3 E
FRC J5:F5	AB 3 D
FRC J5:F6	AB 3 E
FUSEXT1:A	JH 1 C
FUSEXT1:B	JH 1 C
FUSEXT1:C	JH 1 C
FUSEXT1:E	JH 1 C
FUSEXT1:F	JH 1 C
FUSEXT1:H	JH 2 C
FUSEXT1:J	JH 2 C
FUSEXT2:A	JH 2 C
FUSEXT2:B	JH 2 C
FUSEXT2:G	JH 2 C
FUSEXT2:J	JH 2 C
FUSEXT2:K	JH 2 C
G01B1:A	CL 4 A
GUSLPCAB:A	HD 0 B
GUSLPCAB:B	HD 1 B
GUSLPCAB:C	HD 0 B
HLSO:A	IB 0 C

INLINE	PAGE
HLSO:B	IB 2 C
HLSO:C	IB 2 C
HLSO:D	IB 3 C
HLSO:E	IB 3 C
HLSO:F	IB 3 C
HOOKUPLP:A	GK 2 B
HOOKUPLP:B	GK 2 D
ILLUM_OPT3:A	NB 1 C
ILLUM_OPT3:B	NB 1 D
ILLUM_OPT_1:A	NA 2 D
ILLUM_OPT_1:B	NA 2 D
ILLUM_OPT_2:A	NB 1 C
ILLUM_OPT_2:B	NB 1 D
ILLUM_OPT_4:A	NC 1 C
ILLUM_OPT_4:B	NC 1 D
ILLUM_OPT_5:A	NC 1 C
ILLUM_OPT_5:B	NC 1 D
ILLUM_OPT_6:A	AH 4 D
ILLUM_OPT_6:B	AH 4 D
ILLUM_OPT_7:A	AH 4 C
ILLUM_OPT_7:B	AH 4 C
J1939_OPT1:1	JG 4 E
J1939_OPT1:2	JG 4 D
J1939_OPT2:1	JG 4 D
J1939_OPT2:2	JG 4 D
LCIN:B	HI 2 B
MCABS:1	EA 1 D
MCABS:1	EC 3 D
MCABS:1	EA 1 D
MCABS:2	EC 4 D
MCABS:3	EA 1 D
MCABS:3	EC 4 D
MCABS:4	EA 1 D
MCABS:4	EC 4 D
MCABS:5	EA 0 B
MCABS:5	EC 0 C
MCABS:6	EA 0 B
MCABS:6	EC 0 C
MCABS:6	EA 1 B
MCABS:7	EC 1 C
MCABS:8	EA 3 D
MCABS:8	EC 2 D
MCABS:9	EA 3 D
MCABS:9	EC 2 D
MCABS:10	EA 2 D
MCABS:10	EC 1 D
MCABS:11	EA 2 D
MCABS:11	EC 1 D
MCABS:12	ED 1 B
MCABS:13	ED 2 B

INLINE	PAGE
MCABS:14	ED 3 B
MCABS:15	EA 0 B
MCABS:15	EC 0 C
MCABS:16	EA 2 D
MCABS:16	EC 1 C
MCABS:17	EA 1 D
MCABS:17	EC 0 D
MCABS:18	EA 1 B
MCABS:18	EC 1 C
MCABS:19	EA 1 B
MCABS:19	EC 1 C
MCABS:20	EA 4 D
MCABS:20	EC 2 D
MCABS:21	EA 4 D
MCABS:21	EC 2 D
MCABS:22	ED 0 B
MCABS:23	ED 0 B
MCABS:24	ED 1 B
MCABS:25	ED 3 B
MCABS:26	ED 2 B
MCABS:27	ED 4 B
MCABS:28	EA 2 D
MCABS:28	EC 1 C
MCABS:29	EA 1 D
MCABS:29	EC 0 D
MCABS:30	EA 1 D
MCABS:30	EC 0 D
MCABS:31	EA 0 D
MCABS:31	EC 0 C
MCABS:32	EA 0 D
MCABS:32	EC 0 C
MCABS:33	EA 3 D
MCABS:33	EC 2 D
MCABS:34	EA 3 D
MCABS:34	EC 2 D
MCABS:35	EA 3 D
MCABS:35	EC 2 D
MCABS:36	EA 3 D
MCABS:36	EC 2 D
MCABS:37	EC 3 C
MCABS:38	ED 1 B
MCABS:39	ED 1 B
MCABS:40	ED 2 B
MCABS:41	ED 4 B
MCABS:42	ED 4 B
MCABS:43	EA 2 D
MCABS:43	EC 1 C
MCABS:44	EA 1 B
MCABS:44	EC 2 C
MCABS:45	EA 1 B

INLINE	PAGE
MCABS:45	EC 2 C
MCABS:46	EA 1 B
MCABS:46	EC 1 C
MCABS:47	EA 1 B
MCABS:47	EC 1 C
MCACC:A	JG 0 B
MCACC:B	JG 0 B
MCACC:C	BB 0 D
MCACC:E	JG 1 D
MCACC:F	JG 1 D
MCACC:G	JG 0 D
MCACC:H	JG 1 B
MCAF:A	IJ 4 B
MCAF:B	IJ 4 D
MCAF:C	IJ 4 B
MCBBM:A	DP 0 B
MCBBM:B	DP 3 D
MCBBM:C	DP 3 D
MCBBM:D	AJ 3 B
MCBBM:E	AJ 3 B
MCBBM:F	DP 0 D
MCBBM:H	AJ 3 C
MCBBM:J	AJ 4 C
MCBBM:K	DP 2 C
MCCC:A	IK 2 B
MCCC:B	IK 2 D
MCCH:A	IA 1 C
MCCH:B	IA 1 E
MCCH:C	IK 0 B
MCDIAG1:A	XF 1 A
MCDIAG1:B	XF 1 B
MCDIAG1:E	XF 2 B
MCDIAG1:F	XF 2 C
MCDIAG1:G	XF 2 C
MCDIAG1:H	XF 2 C
MCDIAG1:K	XF 2 D
MCDIAG:A	XA 2 D
MCDIAG:A	XA 0 A
MCDIAG:B	XA 2 D
MCDIAG:B	XA 1 A
MCDIAG:C	XA 2 D
MCDIAG:C	XA 0 A
MCDIAG:D	XA 3 D
MCDIAG:D	XA 0 A
MCDIAG:E	XA 3 D
MCDIAG:E	XA 0 A
MCDIAG:F	XA 0 A
MCDIAG:F	XA 3 D
MCDIAG:G	XA 0 A
MCDIAG:G	XA 3 D

INLINE	PAGE
MCDIAG:H	XA 3 E
MCDIAG:H	XA 0 A
MCDIAG:K	XA 2 E
MCDIAG:K	XA 0 A
MCDL1:A	IF 1 B
MCDL1:B	IF 1 B
MCDL1:C	IF 1 B
MCDL1:D	IA 3 B
MCDL1:E	IF 0 B
MCDL1:F	IF 0 B
MCDL1:F	IF 3 D
MCDL1:G	IF 2 B
MCDL1:H	IF 2 B
MCDL2:A	IF 1 D
MCDL2:B	IF 1 D
MCDL2:C	IF 2 D
MCDL2:D	IA 3 C
MCDL2:E	IA 3 C
MCDL2:F	IA 2 C
MCDL2:G	KA 2 C
MCDL2:G	KB 4 C
MCDL2:H	KA 2 C
MCDL2:H	KB 4 D
MCDL4:A	IF 2 D
MCDR1:A	IF 3 B
MCDR1:B	IA 2 D
MCDR1:C	IF 3 B
MCDR1:D	IA 3 B
MCDR1:E	IF 3 B
MCDR1:F	IF 4 B
MCDR1:G	IF 2 B
MCDR1:H	IF 2 B
MCDR4:A	KA 1 C
MCDR4:A	KB 1 D
MCDR4:B	KA 1 C
MCDR4:B	KB 1 D
MCDR4:C	IA 3 D
MCES:A	EB 0 B
MCES:B	EB 0 B
MCES:C	EB 2 B
MCES:D	EB 3 B
MCES:E	EB 3 B
MCES:F	EB 3 B
MCES:G	EB 4 B
MCES:H	EB 4 C
MCES:K	EB 2 E
MCFC:1	GP 1 C
MCFC:2	GD 0 B
MCFC:2	GD 0 B
MCFC:2	GD 3 B

0

1

2

3

4

0

1

2

3

4

INLINES

INLINE	PAGE
MCFC:2	GE 3 B
MCFC:3	MA 4 B
MCFC:4	MD 3 D
MCFC:5	GA 2 D
MCFC:6	GA 3 D
MCFC:7	GP 1 C
MCFC:8	MA 4 B
MCFC:9	GF 1 A
MCFC:10	BB 0 C
MCFC:11	IF 0 C
MCFC:12	IF 3 C
MCFC:13	JE 2 B
MCFC:14	FD 2 C
MCFC:17	GI 0 D
MCFC:18	GI 1 D
MCFC:19	GI 1 D
MCFC:20	GI 1 D
MCFC:21	AI 1 B
MCFC:21	AI 1 B
MCFC:22	AI 1 B
MCFC:22	AI 1 B
MCFC:23	CF 0 B
MCFC:23	CL 1 A
MCFC:24	CF 0 C
MCFC:24	CL 1 B
MCFC:25	CF 0 C
MCFC:25	CL 0 B
MCFC:26	CE 2 B
MCFC:26	CL 0 B
MCFC:27	JE 2 B
MCFC:28	JE 2 B
MCFC:29	CM 3 C
MCFC:30	CM 3 C
MCFC:31	FD 0 B
MCFC:32	AJ 1 B
MCFC:33	GP 3 B
MCFC:34	DF 3 D
MCFC:35	DF 3 E
MCFC:36	FG 2 C
MCFC:37	FG 2 C
MCFC:38	FG 2 C
MCFC:45	XA 0 D
MCFC:46	XA 0 D
MCFC:47	BB 1 C
MCFC:48	BB 2 C
MCFC:49	BB 2 C
MCFC:50	AI 2 B
MCFC:50	AI 2 B
MCFC:51	BB 2 C
MCFC:52	AI 1 B

INLINE	PAGE
MCFC:53	FE 3 C
MCFC:54	AG 1 C
MCFC:55	BB 2 D
MCFC:56	BA 3 C
MCFC:57	BB 1 C
MCFC:58	HA 3 B
MCFC:59	FE 1 C
MCFC:60	FD 1 C
MCFC:61	AC 2 B
MCFC:62	BB 1 C
MCFC:63	FE 2 C
MCFC:64	GB 1 C
MCFC:65	GB 1 C
MCFC:66	AI 2 B
MCFC:67	BA 2 C
MCFC:68	BA 3 C
MCFC:70	GQ 1 C
MCFC:71	GB 2 D
MCFC:72	FE 4 C
MCFC:73	FE 4 B
MCFC:74	GK 0 B
MCFC:75	GL 2 B
MCFC:76	FD 1 E
MCFC:77	GD 0 B
MCFC:77	GD 0 B
MCFC:77	GD 2 B
MCFC:77	GE 3 C
MCFC:78	GD 0 B
MCFC:78	GD 0 B
MCFC:78	GD 2 B
MCFC:78	GE 3 C
MCFC:79	GD 1 B
MCFC:79	GD 1 B
MCFC:79	GD 4 B
MCFC:79	GE 4 C
MCFC:80	GD 0 B
MCFC:80	GD 0 B
MCFC:80	GD 2 B
MCFC:80	GE 3 C
MCFC:81	GD 1 B
MCFC:81	GD 1 B
MCFC:81	GD 3 B
MCFC:81	GE 4 C
MCFC:82	EA 2 B
MCFC:82	EC 2 B
MCFC:83	XB 0 C
MCFC:83	XC 1 A
MCFC:83	XC 1 B
MCFC:83	XC 4 C
MCFC:83	XC 4 A

INLINE	PAGE
MCFC:83	XC 1 D
MCFC:83	XD 0 B
MCFC:84	XB 0 C
MCFC:84	XC 1 B
MCFC:84	XC 1 C
MCFC:84	XC 4 C
MCFC:84	XC 4 B
MCFC:84	XC 1 D
MCFC:84	XD 0 B
MCFC:85	BB 0 D
MCFC:86	BB 1 C
MCFC:88	BA 2 E
MCFC:89	FH 3 C
MCFC:90	FH 3 C
MCFC:103	XF 1 B
MCFC:104	XF 1 A
MCFC:105	BA 2 C
MCFC:107	BA 3 B
MCFC:108	FD 1 C
MCFC:109	GG 0 B
MCFC:110	FD 4 B
MCFC:111	FE 1 C
MCFC:112	FD 1 B
MCFC:113	BA 3 C
MCFC:114	FD 1 D
MCFC:115	GD 1 B
MCFC:115	GD 1 B
MCFC:115	GD 4 B
MCFC:115	GE 3 C
MCFC:116	AI 4 B
MCFC:117	GG 1 C
MCFC:119	XA 2 B
MCFC:120	XA 3 B
MCFC:124	GP 1 C
MCFC:125	GP 0 B
MCFC:126	DB 4 B
MCFC:126	DF 0 B
MCFC:127	MD 1 D
MCFC:128	MD 1 C
MCFH2:A	HB 2 B
MCFH2:A	HL 1 B
MCFH2:B	HB 2 B
MCFH2:B	HL 2 B
MCFH2:C	HB 2 B
MCFH2:C	HL 1 D
MCFH2:D	HB 2 D
MCFH2:D	HL 1 C
MCFH2:E	HB 0 C
MCFH2:E	HL 0 C
MCFH2:F	HB 0 C

INLINE	PAGE
MCFH2:F	HL 0 C
MCFH2:G	HB 1 C
MCFH2:G	HL 0 B
MCFH2:H	HB 3 D
MCFH2:H	HL 3 C
MCFH2:J	HB 4 D
MCFH2:J	HL 4 D
MCFH2:K	GQ 2 C
MCFH2:L	KB 4 C
MCFH2:M	KB 4 C
MCFH2:N	HD 0 D
MCFH2:N	HE 0 B
MCFH2:N	HM 0 B
MCFH2:P	HD 0 D
MCFH2:P	HE 0 B
MCFH2:P	HM 0 B
MCFH2:R	HE 1 D
MCFH2:R	HM 1 D
MCFH2:S	IJ 3 B
MCFH2:S	IJ 3 B
MCFH2:S	IJ 3 B
MCFH3:A	HB 3 B
MCFH3:A	HD 3 A
MCFH3:A	HL 3 B
MCFH3:B	HB 3 B
MCFH3:B	HL 3 B
MCFH3:E	HH 1 C
MCFH3:F	HH 1 C
MCFH3:G	IK 2 B
MCFH3:G	IK 2 B
MCFH3:H	IK 4 B
MCFH3:H	IK 4 B
MCFH3:J	HB 2 E
MCFH3:J	HL 2 D
MCFH3:K	HF 4 C
MCFH3:L	KB 1 C
MCFH3:L	KC 1 B
MCFH3:M	KB 1 C
MCFH3:M	KC 1 B
MCFH3:N	KB 1 C
MCFH3:N	KC 1 B
MCFH3:P	KB 1 C
MCFH3:P	KC 2 B
MCFH3:R	HB 3 B
MCFH3:R	HL 2 B
MCFH3:S	KC 2 D
MCFH4:A	HD 1 A
MCHL:A	GK 0 B
MCHL:A	GK 1 A
MCHL:A	HD 0 A

INLINE	PAGE
MCHL:B	GK 0 D
MCHL:B	GK 1 E
MCHL:B	HD 0 A
MCHL A:A	GK 1 B
MCHL A:A	GK 1 A
MCHL A:B	GK 1 E
MCHL B:A	HD 0 A
MCHL B:B	HD 0 A
MCHL C:A	GK 1 B
MCHL C:B	GK 1 D
MCHS:A	IJ 0 B
MCHS:B	IJ 1 D
MCHW:A	IJ 2 B
MCHW:B	IJ 2 E
MCHW:C	IJ 2 B
MCLSR:A	GH 2 B
MCLSR:B	GH 2 C
MCLSR:C	GH 1 B
MCMCS2:A	PH 1 B
MCMCS2:B	PH 1 B
MCMCS:A	PH 1 B
MCMCS:B	PH 3 B
MCMCS:C	PH 2 C
MCMCS:D	PH 2 C
MCME:A	CM 0 B
MCME:B	CM 0 D
MCME:C	CM 1 C
MCME:D	CM 3 C
MCME:F	CM 3 C
MCOF1:A	IA 0 E
MCOF1:A	IB 3 B
MCOF1:A	IC 3 A
MCOF1:A	ID 2 D
MCOF1:B	IA 0 E
MCOF1:B	IB 3 B
MCOF1:B	IC 2 A
MCOF1:B	ID 0 D
MCOF1:C	IA 0 B
MCOF1:C	ID 4 A
MCOF1:D	GC 2 D
MCOF1:E	IA 0 B
MCOF1:E	IB 3 B
MCOF1:E	IC 2 A
MCOF1:F	IA 0 A
MCOF1:F	IB 3 B
MCOF1:F	IC 2 A
MCOF1:F	ID 1 A
MCOF1:G	KD 1 C

VOLVO

Group Trucks Technology

Document title
PC 28 MACK SCHEMATIC

Document type
PRODUCT SCHEMATIC

Document No

23086355

Issue

04

Volume

2 (2)

Page

21 (40)

0

1

2

3

4

0

1

2

3

4

INLINES

INLINE	PAGE
MCOF1:H	KD 1 C
MCOF2:A	BB 2 D
MCOF2:B	BB 2 D
MCOF2:C	BB 2 D
MCOF2:D	BB 2 D
MCOF2:E	KA 1 D
MCOF2:F	KB 2 D
MCOF2:F	KA 1 D
MCOF2:F	KB 2 D
MCOF2:G	KA 1 D
MCOF2:G	KB 2 D
MCOF2:H	KA 1 D
MCOF2:H	KB 2 D
MCOF2A:A	BF 4 C
MCOF2A:B	BF 4 C
MCOF2A:C	BF 3 C
MCOF2A:D	BF 3 C
MCOF2A:E	BF 3 C
MCOF2A:F	BF 3 C
MCOF2A:G	BF 3 C
MCOF2A:H	BF 3 C
MCOF2B:A	BF 4 D
MCOF2B:B	BF 4 D
MCOF2B:C	BF 3 D
MCOF2B:D	BF 3 D
MCOF2B:E	BF 3 D
MCOF2B:F	BF 3 D
MCOF2B:G	BF 3 D
MCOF2B:H	BF 3 D
MCOF3:A	IK 1 D
MCOF3:B	GJ 1 C
MCOF4:A	IK 1 B
MCOF4:B	GC 2 B
MCOF4:C	HD 0 E
MCOF4:C	HE 0 C
MCOF4:C	HM 0 C
MCOF4:C	IC 3 A
MCOF4:C	ID 4 B
MCOF4:D	HD 0 E
MCOF4:D	HE 0 C
MCOF4:D	HM 0 C
MCOF4:D	IC 3 A
MCOF4:D	ID 4 B
MCOF4:E	HH 1 C
MCOF4:F	HH 1 C
MCOF5:A	CM 1 B
MCOF5:B	CM 2 C
MCOF5:C	CM 0 B
MCOF5:D	CM 2 C
MCQP:A	BE 1 B

INLINE	PAGE
MCQP:A	BF 1 B
MCQP:B	BE 2 B
MCQP:C	BE 2 B
MCQP:C	BF 1 D
MCQP:E	BE 3 D
MCQP:E	BF 2 D
MCQP:F	BE 3 D
MCQP:F	BF 2 D
MCRD1:A	KB 1 B
MCRD:A	KA 0 B
MCRD:A	KB 1 B
MCRD:A	KB 1 B
MCRSR:A	GH 2 B
MCRSR:B	GH 2 C
MCRSR:C	GH 3 B
MCSA:A	FH 2 C
MCSA:A	JA 2 B
MCSA:B	FH 2 D
MCSA:B	JA 2 B
MCSA:C	JA 2 B
MCSA:D	JA 2 B
MCSC:A4	BA 2 B
MCSC:A5	BA 2 B
MCSC:A6	BA 2 B
MCSC:A7	AQ 0 C
MCSC:A8	AQ 0 B
MCSC:A9	AQ 1 B
MCSC:A10	BB 2 C
MCSC:A11	BB 2 C
MCSC:A13	ED 1 C
MCSC:A14	ED 1 C
MCSC:B4	BA 2 B
MCSC:B5	BA 2 B
MCSC:B6	BA 2 B
MCSC:B7	AQ 0 C
MCSC:B8	AQ 0 C
MCSC:B13	ED 1 C
MCSC:B14	ED 1 C
MCSEM1:1	KL 2 D
MCSEM1:2	KL 2 D
MCSEM1:3	KL 2 B
MCSEM1:4	KL 2 B
MCSEM1:5	KL 0 D
MCSEM1:6	KL 1 D
MCSEM1:8	KL 0 B
MCSEM1:9	KL 0 D
MCSEM1:10	KL 0 D
MCSEM1:13	KL 1 D
MCSEM1:14	KL 1 D

INLINE	PAGE
MCSEM1:15	KL 0 B
MCSEM1:16	KL 3 D
MCSEM2:4	KL 1 B
MCSEM2:15	KL 3 A
MCSEM2:16	KL 3 B
MCTR:1	XB 2 B
MCTR:2	XB 2 C
MCTR:3	XA 1 E
MCTR:4	XA 1 E
MCTR:5	XA 2 E
MCTR:6	XA 2 E
MCTR:7	XB 2 B
MCTR:11	XB 2 C
MCTR:12	DA 1 B
MCTR:13	DA 2 B
MCTR:14	DA 1 C
MCTR:15	DA 2 B
MCTR:16	DP 2 C
MCTR:17	AJ 4 D
MCTR:18	AJ 1 C
MCTR:19	AI 2 B
OCPEN2:A	AF 4 D
OCPEN2:B	AF 4 D
OCPEN2:C	AF 4 D
OCPEN2:D	AF 4 D
OCPFC:A	AF 3 D
OCPFC:B	AF 3 D
OCPFC:C	AF 3 D
OCPFC:D	AF 3 D
OLHW:A	IJ 2 D
OLHW:B	IJ 2 D
OPT9:1	CC 3 A
OPT9:1	CN 3 A
OPT9:2	CC 3 B
OPT9:2	CN 3 A
OPT1939A1:1	BF 0 C
OPT1939A1:2	BF 0 C
OPT1939A:1	BE 1 D
OPT1939A:2	BE 1 D
OPT1939B1:1	BF 0 B
OPT1939B1:2	BF 0 C
OPT1939B:1	BE 0 C
OPT1939B:2	BE 0 C
PB_START:A	AQ 0 D
PB_START:B	AQ 0 D
PBS_CLUTCH:A	AI 0 B
PBS_CLUTCH:A	AI 0 B
PBS_CLUTCH:B	AI 0 B
PBS_CLUTCH:B	AI 0 D
PBSTART:A	AQ 0 D

INLINE	PAGE
PBSTART:B	AI 0 B
PBSTART:B	AI 0 B
PBSTART:B	AI 0 B
PBSTART:B	AI 0 D
PBSTART:B	AQ 0 C
PND:A	BE 1 B
PND:B	BE 2 B
PND:C	BE 2 B
QCDO:1	BF 1 B
QCDO:2	BF 1 C
QCIN:A	BF 1 C
QCIN:B	BF 1 C
QCOUT:A	BF 2 C
QCOUT:B	BF 2 C
R08_BBM:1	DP 3 D
R08_BBM:2	DP 3 D
R08BBM:1	DP 3 D
R08BBM:2	DP 3 D
RADLR:A	BB 4 D
RADLR:A	BB 3 D
RADLR:A	BB 4 D
RADLR:B	BB 3 D
RADLR:B	BB 4 D
RADLR:B	BB 4 D
RCECS:1	EB 1 B
RCECS:2	EB 1 B
RCECS:3	EB 1 A
RCECS:4	EB 2 B
RCECS:5	EB 2 B
RCECS:6	EB 1 A
RCECS:7	EB 2 D
RCECS:8	EB 2 D
RCECS:9	EB 2 D
RCECS:10	EB 1 D
RCECS:11	EB 1 D
RCECS:12	EB 1 D
RCECS:13	EB 0 D
RCECS:14	EB 2 B
RCECS:15	EB 0 D
RCSP:1	FE 2 E
RCSP:2	FD 1 D
RCSP:3	FE 1 D
RCSP:4	FD 1 D
RCSP:5	FD 2 D
RCSP:6	FE 2 D
RCSP:7	FD 2 D
RCSP:8	FE 2 D
RCSP:9	FD 3 D
RCSP:10	FE 3 D
RCSP:11	FD 1 E

INLINE	PAGE
RCSP:12	FD 1 D
RCSP:13	FE 2 E
RCSP:14	FE 2 E
RDCRDCH:1	AM 1 D
RDCRDCH:2	AM 1 C
RDCRDCH:3	AM 1 C
RDCRDCH:4	AM 1 B
RFCB:A	IK 1 B
RFCB:B	IK 1 D
RFCB:C	IK 1 D
RPHL:A	IB 2 B
RPHL:B	IB 2 C
RPHL:C	IB 3 C
RPHL:D	IB 3 C
RPMIC:A	KD 2 B
RPMIC:B	KD 2 C
RFRS1:A	IK 1 B
RFRS1:B	ID 3 C
RFRS1:C	ID 1 E
RFRS1:D	ID 1 D
RFRS1:E	ID 2 D
RFRS1:F	ID 1 B
RFRS1:G	ID 2 B
RFRS1:H	ID 3 C
RFRS1:J	IK 1 D
RFRS1:K	ID 0 C
RFRS1:L	ID 4 C
RFRS1:M	ID 4 C
RFRS1:N	KD 2 C
RFRS1:P	KD 2 C
RFRS1:S	ID 3 C
RLY42A_1:1	CF 0 A
RLY42A_1:2	CF 0 B
ROMJ:A	CM 1 B
ROMJ:B	CM 1 B
ROMJ:C	CM 2 C
ROMJ:D	CM 2 C
ROMJ:E	CM 2 D
S90B_1:A	FE 4 A
S90B_1:B	FE 4 B
SBW:A	IJ 0 E
SBW:B	IJ 0 D
SEMAUX:1	KL 3 D
SEMAUX:2	KL 3 D
SEMAUX:5	KL 3 D
SFSR2:A	IJ 3 B
SFSR2:B	HE 1 D
SFSR2:C	HE 1 C
SFSR2:D	HF 1 C
SFSR2:E	GK 2 B

VOLVO

Group Trucks Technology

Document title
PC 28 MACK SCHEMATIC

Document type
PRODUCT SCHEMATIC

Document No

23086355

Issue

04

Volume

2 (2)

Page

22 (40)

0

1

2

3

4

0

1

2

3

4

INLINES

INLINE	PAGE
SFSR2:F	GK 2 E
SFSR2:G	KC 1 B
SFSR2:H	KC 1 B
SFSR2:J	KC 1 B
SFSR2:K	KC 2 B
SFSR2:L	KC 2 D
SFSR2:S	HF 3 C
SFSR:A	HB 4 C
SFSR:B	HE 3 D
SFSR:C	HE 4 B
SFSR:D	HE 3 B
SFSR:E	HE 3 B
SFSR:F	HE 3 B
SFSR:G	HE 2 B
SFSR:H	HE 2 B
SFSR:J	HE 2 B
SFSR:K	HB 2 E
SFSR:M	HB 3 E
SFSR:N	HB 4 D
SFSR:P	HB 3 D
SFSR:R	HB 4 D
SFSR:S	HB 4 D
SLBK:1	HE 4 B
SLBK:2	HE 4 C
SLCLL:1	HD 1 A
SLCLL:2	HD 1 C
SLCLR:1	HD 2 A
SLCLR:2	HD 1 C

INLINE	PAGE
SLDLS:A	HD 0 C
SLDLS:B	HD 0 D
SLDLS:C	HD 0 D
SLG04:B	HI 2 A
SLLH:A	IH 1 A
SLLH:B	IH 0 C
SLLH:C	IH 0 D
SLOB2:B	HD 2 C
SLOB2:B	HM 3 C
SLOB2:C	HD 1 D
SLOB2:C	HM 2 D
SLOB:A	HE 2 B
SLOB:B	HE 3 C
SLOB:C	HE 1 C
SLRFHL1:A	IK 1 B
SLRFHL1:B	IK 0 D
SLRFHL1:C	IC 2 B
SLRFHL1:D	IC 2 B
SLRFHL1:E	IC 2 B
SLRFHL1:F	IC 3 B
SLRFHL1:G	IC 3 B
SLRFHL1:H	IC 3 B
SLRFHL2:A	KB 2 E
SLRFHL2:B	KB 2 E
SLRFHL2:C	KB 2 E
SLRFHL2:D	KB 2 E
SLRFHL2:E	BB 3 D
SLRFHL2:F	BB 3 E

INLINE	PAGE
SLRFHL2:G	BB 3 E
SLRFHL2:H	BB 3 E
SLRH:A	IH 1 A
SLRH:B	IH 0 C
SLRH:C	IH 0 D
SUNV:1	GC 3 B
SUNV:2	GC 3 D
TCEXT.A1:1	MB 1 B
TCEXT.A1:1	MB 1 C
TCEXT.A1:1	MC 2 A
TCEXT.A1:2	MB 1 B
TCEXT.A1:2	MB 1 C
TCEXT.A1:2	MC 2 A
TCEXT.A1:3	MB 1 B
TCEXT.A1:3	MB 1 C
TCEXT.A1:3	MC 1 A
TCEXT.A2:A	MB 1 B
TCEXT.A2:A	MB 1 C
TCEXT.A2:A	MC 2 A
TCEXT.A2:B	MB 1 B
TCEXT.A2:B	MB 1 C
TCEXT.A2:B	MC 2 A
TCEXT.A2:C	MB 1 B
TCEXT.A2:C	MB 1 C
TCEXT.A2:C	MC 2 A
TCEXT.A3:A	MB 0 B
TCEXT.A3:A	MB 0 C
TCEXT.A3:A	MC 1 A

INLINE	PAGE
TCEXT2.A1:1	MC 3 B
TCEXT2.A1:2	MC 3 B
TCEXT2.A1:3	MC 3 B
TCEXT2.A2:A	MC 3 C
TCEXT2.A2:B	MC 3 C
TCEXT2.A2:C	MC 3 C
TCEXT2.A3:A	MC 3 B
TCEXT3.A1:1	MC 3 D
TCEXT3.A1:2	MC 3 D
TCEXT3.A1:3	MC 3 E
TCEXT3.A2:A	MC 3 D
TCEXT3.A2:B	MC 3 D
TCEXT3.A2:C	MC 3 D
TCEXT3.A3:A	MC 3 E
THSW:A	AF 3 E
THSW:B	AF 3 E
TLBU:A	GF 2 C
TLBU:A	GF 2 D
TLBU:A	GF 2 D
TLBU:B	GF 2 C
TLBU:B	GF 2 D
TLBU:B	GF 2 D
TLRE:A	GF 1 C
TLRE:A	GF 1 C
TLRE:A	GF 3 C
TLRE:B	GF 1 C
TLRE:B	GF 0 C
TLRE:B	GF 3 C

INLINE	PAGE
TLRE:C	GF 0 C
TLRE:C	GF 0 C
TLRE:C	GF 3 C
TLRE:D	GF 1 C
TLRE:D	GF 1 C
TLRE:D	GF 4 C
TLRE:E	GF 1 C
TLRE:E	GF 1 C
TLRE:E	GF 3 C
TREA:1	CC 3 A
TREA:1	CN 3 A
TREA:2	CC 3 B
TREA:2	CN 3 A
X137AE 2:A	AE 3 D
X137AE 3:A	AE 4 D
X207 2:A	AE 1 D
X207 A1:A	CC 4 E
X207 A1:A	CD 4 D
X207 A1:A	CN 4 D
Y12_EXT A:1	EC 0 B
Y12_EXT A:2	EC 0 B
Y12_EXT A:3	EC 0 B
Y12_EXT B:1	EC 0 B
Y12_EXT B:2	EC 0 B
Y12_EXT B:3	EC 0 B
Y53:A	FA 2 C
Y53:B	FA 2 C

0

1

2

3

4

SPLICES

SPLICE	PAGE
SP44B (S)	FA 1 B
SP47A (S)	FA 2 B
SP366A2 (T)	IB 0 C
SP366B2 (T)	ID 0 B
SPA17A (T)	GA 1 D
SPA17A1 (S)	GC 4 B
SPA17A7 (T)	GC 2 B
SPA17A13 (T)	GC 0 B
SPAD1A1 (S)	ED 2 D
SPAD4A1 (S)	ED 2 C
SPAD7A1 (S)	ED 1 B
SPAD8A1 (S)	ED 1 B
SPAD10A1 (S)	ED 1 B
SPAD11A1 (S)	ED 1 B
SPAUXBL (S)	MC 2 C
SPC15JA3 (S)	AF 0 B
SPCA3A1 (S)	IF 0 B
SPCA3A2 (S)	IF 3 B
SPCB5A1 (T)	AH 0 A
SPCB5B1 (T)	AJ 1 D
SPCB7A1 (T)	AJ 3 C
SPCB7A2 (T)	AJ 3 C
SPCB11 (T)	AI 1 C
SPCB19 (T)	AI 2 C
SPCC12 (T)	GQ 2 B
SPCLR SBA1 (S)	BN 2 C
SPCLRSB (S)	MC 2 C
SPD4A2 (S)	GI 4 C
SPD7A2 (NS)	GK 3 B
SPD7A5 (NS)	GK 3 B
SPDL1H1 (S)	XC 2 C
SPDL1H2 (S)	XC 2 B
SPDL1H4 (S)	XD 2 B
SPDL1H13 (S)	DB 2 C
SPDL1H13A ()	XB 2 B
SPDL1HB1A (S)	BE 1 C
SPDL1HB2A (S)	BF 1 B
SPDL1HB3 (S)	XC 2 D
SPDL1HB4 (S)	XC 2 D
SPDL1HB8 (S)	CE 0 C
SPDL1HB25 (S)	DP 3 C
SPDL1HN1 (S)	XB 0 C
SPDL1HN2 (S)	XB 0 C
SPDL1HN3 (S)	XB 1 C
SPDL1HN4 (S)	XB 1 C
SPDL1HN5 (S)	XB 1 C
SPDL1HN6 (S)	XB 1 C
SPDL1HN7 (S)	XB 2 C
SPDL1HN8 (S)	XB 2 C
SPDL1HN9 (S)	XB 3 C

SPLICE	PAGE
SPDL1HN10 (S)	XB 3 C
SPDL1HN11 (S)	XB 4 C
SPDL1HN12 (S)	XC 1 B
SPDL1HN14 (S)	XD 1 B
SPDL1HX (S)	JG 3 D
SPDL1HX1 (S)	JD 3 D
SPDL1HX2 (S)	JG 2 D
SPDL1HX2 (S)	JH 1 D
SPDL1L1 (S)	XC 2 B
SPDL1L2 (S)	XC 2 A
SPDL1L4 (S)	XD 2 B
SPDL1L13 (S)	DB 2 C
SPDL1L13A ()	XB 2 D
SPDL1LB1A (S)	BE 1 C
SPDL1LB2A (S)	BF 1 C
SPDL1LB3 (S)	XC 2 D
SPDL1LB4 (S)	XC 2 D
SPDL1LB8 (S)	CE 0 C
SPDL1LB25 (S)	DP 3 C
SPDL1LN1 (S)	XB 0 C
SPDL1LN2 (S)	XB 0 C
SPDL1LN3 (S)	XB 1 C
SPDL1LN4 (S)	XB 1 C
SPDL1LN5 (S)	XB 1 C
SPDL1LN6 (S)	XB 1 C
SPDL1LN7 (S)	XB 2 C
SPDL1LN8 (S)	XB 2 C
SPDL1LN9 (S)	XB 3 C
SPDL1LN10 (S)	XB 3 C
SPDL1LN11 (S)	XB 4 C
SPDL1LN12 (S)	XC 1 A
SPDL1LN14 (S)	XD 1 B
SPDL1LX (S)	JG 3 D
SPDL1LX (S)	JH 2 D
SPDL1LX2 (S)	JG 2 D
SPDL1LX2 (S)	JH 2 D
SPDL2H1 (S)	XA 0 D
SPDL2H2 ()	FH 2 C
SPDL2H3 (S)	XA 1 D
SPDL2H4 (S)	XA 2 D
SPDL2H6 (S)	XA 1 E
SPDL2H8 (S)	DF 1 D
SPDL2H9 (S)	DF 1 D
SPDL2L1 (S)	XA 0 D
SPDL2L2 ()	FH 2 C
SPDL2L3 (S)	XA 1 D
SPDL2L4 (S)	XA 2 D
SPDL2L6 (S)	XA 1 E
SPDL2L8 (S)	DF 1 D
SPDL2L9 (S)	DF 1 D

SPLICE	PAGE
SPDL3B4 (S)	HL 4 B
SPDL3HN1 (S)	KA 2 B
SPDL3HN1 (S)	KB 3 B
SPDL3LB3 (S)	HB 4 B
SPDL3LN1 (S)	KA 2 B
SPDL3LN1 (S)	KB 3 B
SPDL4HN1 (S)	NA 0 D
SPDL4HN1 (S)	XA 2 A
SPDL4HN2 (S)	XA 2 C
SPDL4HN3 (S)	XA 1 B
SPDL4LN1 (S)	NA 0 D
SPDL4LN1 (S)	XA 3 A
SPDL4LN2 (S)	XA 3 C
SPDL4LN3 (S)	XA 4 B
SPDL5H1 (S)	BY 1 C
SPDL5H2 (S)	BY 2 C
SPDL5H3 (S)	BK 3 D
SPDL5L1 (S)	BY 1 D
SPDL5L2 (S)	BY 2 D
SPDL5L3 (S)	BK 3 D
SPDL7H1 (S)	CC 1 B
SPDL7H1 (S)	CN 1 B
SPDL7HB6 (S)	CF 3 B
SPDL7L1 (S)	CC 1 B
SPDL7L1 (S)	CN 1 B
SPDL7LB6 (S)	CF 3 B
SPDL9HB1 (S)	CB 3 B
SPDL9HB2 (S)	CD 3 C
SPDL9LB1 (S)	CB 3 B
SPDL9LB2 (S)	CD 3 C
SPDL10HB1 (S)	XF 0 B
SPDL10HN1 (S)	XF 2 B
SPDL10LB1 (S)	XF 0 A
SPDL10LN1 (S)	XF 2 A
SPDL17H2 (S)	FH 3 D
SPDL17HN1 ()	FH 2 B
SPDL17L2 (S)	FH 3 D
SPDL17LN1 ()	FH 2 B
SPEC3A (S)	CF 1 C
SPEC13A1 (S)	CF 0 D
SPEC38 (S)	CF 1 C
SPEC39 (S)	CF 2 C
SPEC40A (S)	CF 1 C
SPEC57A (S)	CE 0 D
SPEC62A1 (S)	CE 3 C
SPEC66A1 (S)	CF 0 D
SPEC75A (S)	CF 0 A
SPEC75A2 ()	CF 0 B
SPEC76A ()	CF 0 B
SPEC76A1 (s)	CF 0 B

SPLICE	PAGE
SPEC84A2 ()	CF 1 D
SPECHA1 (S)	CL 1 D
SPECIAL1 (S)	CL 1 D
SPEMA32A1 (S)	CC 3 D
SPEMA32A1 (S)	CN 3 D
SPEMA32A2 (S)	CD 3 D
SPEMA44A2 (S)	CC 2 D
SPEMA44A2 (S)	CD 2 D
SPEMA44A2 (S)	CN 2 D
SPEMA49A1 (S)	CC 1 C
SPEMA49A1 (S)	CN 1 B
SPEMA54A1 (S)	CC 1 D
SPEMA54A1 (S)	CN 1 D
SPEMA54A2 ()	CD 1 D
SPEMA59A1 (S)	CC 3 D
SPEMA59A1 (S)	CN 3 D
SPEMA59B1 (S)	CD 3 D
SPF2A1 (T)	HA 2 B
SPF3A1 (S)	IJ 0 B
SPF3B7 (S)	GF 3 C
SPF3B11 (S)	GF 0 C
SPF06A1 (T)	IK 2 B
SPF6A12 (S)	HD 1 B
SPF08A4 (S)	CM 2 C
SPF12A1 (T)	IK 0 B
SPF14C1 (S)	GJ 1 C
SPF16 (T)	BY 0 B
SPF26A1 (T)	IA 1 B
SPF26A3 (T)	IB 3 B
SPF26A4 (T)	IB 1 B
SPF26A5 (T)	IC 1 B
SPF26A20 (T)	ID 1 A
SPF26B20 (T)	ID 0 A
SPF26C1 (T)	IA 1 D
SPF26F1 (T)	IA 3 E
SPF26F4 (T)	ID 1 D
SPF26F5 (T)	IB 2 E
SPF26F6 (T)	IC 1 E
SPF28B3 ()	IJ 3 D
SPF33A1 (T)	AH 1 B
SPF33A1 (T)	BA 3 A
SPF33A1 (T)	FD 1 A
SPF33A1 (T)	FE 2 B
SPF33A1 (T)	IG 2 B
SPF33A1 (T)	MD 2 A
SPF34 (T)	BY 2 D
SPF37A1 (T)	CM 0 B
SPF39A1 ()	FH 1 B
SPF40A1 (T)	GA 0 B
SPF41A3 (S)	HK 0 C

SPLICE	PAGE
SPF44A (T)	AA 3 B
SPF44B (T)	AI 4 B
SPF44C1 (T)	AI 0 B
SPF44C1 (T)	AQ 0 C
SPF44G1 (T)	AQ 0 C
SPF48C1 (T)	IJ 2 B
SPF49B1 (T)	FD 3 B
SPF49D1 (S)	GF 1 E
SPF51A1 (T)	DA 1 C
SPF54A1 (T)	DF 1 C
SPF57B1 (T)	GI 1 B
SPF60B1 (T)	HA 0 D
SPF62A1 (T)	IK 1 C
SPF63A2 (T)	NB 4 C
SPF63A2 (T)	NC 4 C
SPF63A4 (S)	AI 2 E
SPF63A4 (S)	FD 0 D
SPF63A5 ()	FD 0 C
SPF67 (T)	BY 0 C
SPF67A2 (S)	JE 2 C
SPF78C (S)	IA 3 C
SPF80A (S)	DA 2 B
SPF80A3 ()	DA 3 D
SPF82A1 (S)	AM 0 C
SPF86B1 (T)	EB 3 B
SPFA225BB1 (S)	CL 3 B
SPFA225BC1 (S)	CL 3 B
SPFB08A1 (S)	CM 3 C
SPFE4A1 (S)	AG 3 C
SPFE5A1 (S)	CD 1 B
SPFE5A2 (S)	BP 1 B
SPFE9A (S)	CB 2 B
SPFE10A1 (S)	MA 1 C
SPFE12A1 (S)	FA 4 B
SPFE17B1 (S)	CF 3 C
SPFE18B (S)	CE 1 C
SPFE19A (T)	DF 0 C
SPFLT Y (S)	MA 2 D
SPFM01A2 (S)	AQ 3 A
SPFM01D1 (T)	NB 4 C
SPFM01D1 (T)	NC 4 C
SPFM01E1 (T)	NB 0 A
SPFM01E1 (T)	NC 0 A
SPFM01F1 (T)	NB 3 A
SPFM01F1 (T)	NC 3 A
SPFMRK BN (S)	MA 0 D
SPFRT GN (S)	MA 1 E
SPFSOP (S)	MA 1 D
SPFT01A1 (S)	CC 0 C
SPFT01A1 (S)	CN 0 B



Group Trucks Technology

Document title
PC 28 MACK SCHEMATIC
Document type
PRODUCT SCHEMATIC

Document No

23086355

Issue

04

Volume

2 (2)

Page

24 (40)

SPLICES

SPLICE	PAGE
SPFT01A2 (S)	CD 0 C
SPFT05 (S)	CE 3 D
SPFU1A1 (S)	DB 1 C
SPFU1A2 (S)	DB 1 C
SPG01A4 ()	AM 2 D
SPG02BNEG ()	AF 1 C
SPG02BPOS ()	AF 1 C
SPG12A1 (NS)	HL 2 C
SPGAD (T)	HA 1 D
SPGB12A2 (NS)	HB 2 C
SPGNDW (S)	MC 1 B
SPHA1 (S)	BA 3 E
SPHA5A1 (T)	IG 2 C
SPHA12A1 (T)	IG 1 C
SPHA12A15 (S)	BB 3 A
SPHA12H (S)	BB 4 A
SPHA19A1 (S)	BP 2 C
SPHC11A2 (S)	BB 0 B
SPHD1A1 (T)	BA 2 D
SPHD2A1 (T)	BA 1 C
SPLB1A1 (NS)	KC 1 C
SPLB2A1 (NS)	KC 2 C
SPLB3A (T)	KA 1 C
SPLB3A (T)	KB 2 C
SPLB3A2 (T)	KB 1 E
SPLB4A (T)	KA 1 C
SPLB4A (T)	KB 2 D
SPLB4A2 (T)	KB 1 E
SPLB5A (T)	KA 1 C
SPLB5A (T)	KB 2 C
SPLB5A2 (T)	KB 3 E
SPLB6A (T)	KA 1 C
SPLB6A (T)	KB 2 C
SPLB6A2 (T)	KB 3 E
SPLB8A1 (NS)	KC 1 C
SPLBA1 (NS)	KC 1 C
SPLTY (S)	MC 2 C
SPMRKBN (S)	MC 2 B
SPN58A2 (S)	DE 2 D
SPN103A1 (T)	DF 2 D
SPN112A1 (T)	DE 3 C
SPN117A1 (T)	DF 3 E
SPN123A (T)	DF 3 D
SPN131A1 (S)	DE 1 D
SPN158A1 (T)	DE 2 C
SPNA19A1 ()	DA 4 D
SPNAA1 (S)	DA 3 A
SPP366A1 (T)	ID 0 C
SPP366B1 ()	IC 0 C
SPPA4B1 (S)	MA 4 B

SPLICE	PAGE
SPPA5A (T)	GA 1 D
SPPA19A2 (S)	GD 1 B
SPPA20A2 (S)	GD 0 B
SPPB12 (T)	GB 2 D
SPPD1A1 (S)	GL 2 E
SPPD4A1 (T)	GA 2 E
SPPD4A1 (T)	GH 1 B
SPPD4A3 (S)	GD 3 C
SPPD4A3 (S)	GE 3 B
SPPD4A5 (S)	GD 3 C
SPPD4A6 ()	IH 0 A
SPPD7A1 (T)	GK 0 B
SPPD7A2 (S)	GK 2 B
SPPD7A4 (S)	GK 0 C
SPPD7A7 (S)	GK 2 B
SPPD7A8 ()	GK 1 B
SPPD8A1 (T)	EB 2 E
SPPD8A1 (T)	GB 1 B
SPPD8A1 (T)	IJ 4 A
SPPD8A1 (T)	JG 1 A
SPPD8A25 (T)	NA 2 B
SPPD8A40 (T)	NB 2 C
SPPD8A50 (T)	NC 1 C
SPPD8AB1 (T)	GA 1 C
SPPD8AB1 (T)	GB 1 B
SPPD8AB1 (T)	HF 4 D
SPPD8AB1 (T)	IA 1 B
SPPD8AC1 (T)	AJ 3 A
SPPD8AC1 (T)	DA 0 D
SPPD8AC1 (T)	DB 1 A
SPPD8AC1 (T)	DF 0 D
SPPD8AC1 (T)	GB 1 A
SPPD8AC1 (T)	HA 2 B
SPPD8B1 (T)	AH 4 D
SPPD8B3 (T)	ID 1 E
SPPD8B4 (NS)	IB 2 C
SPPD8B5 (T)	IC 1 C
SPPD10 (T)	GA 2 D
SPPD13 (T)	GA 3 D
SPPD16B1 (S)	MA 4 B
SPPD18A1 (T)	GI 0 B
SPPL1A1 (T)	ID 3 B
SPPL4A1 (T)	ID 3 B
SPRA7A1 (T)	EB 1 D
SPRA11A1 (S)	EB 2 D
SPRA17A1 (S)	EB 2 D
SPRA30A1 (T)	EB 1 D
SPRTGN (S)	MC 2 C
SPSTOPRD (S)	MC 1 B
SPX01 (S)	AF 0 C

SPLICE	PAGE
SPX01A (S)	CD 4 D
SPX01A1 (S)	CF 3 C
SPX01A2 (S)	CC 4 D
SPX01A2 (S)	CN 4 D
SPX01A12 (S)	BP 2 D
SPX01B1 (S)	AE 1 C
SPX01DA1 (S)	AC 0 D
SPX01DA1 (S)	AE 3 D
SPX01DA1 (S)	GF 1 A
SPX01DA1 (S)	GL 2 C
SPX01DA1 (S)	HK 0 D
SPX01DA1 (S)	IF 0 D
SPX01DA1 (S)	JE 3 D
SPX01DA1 (S)	MA 2 C
SPX01DA1 (S)	MD 3 C
SPX01DA2 (S)	GL 2 C
SPX02CA3 (S)	CE 4 D
SPX02CA3 (S)	CF 1 D
SPX03CA ()	BB 2 B
SPX03CA ()	GP 0 E
SPX03CA ()	GQ 1 E
SPX03CA ()	IH 0 B
SPX03CA1 (S)	AE 3 D
SPX03CA1 (S)	CB 1 D
SPX03CA1 (S)	FA 2 D
SPX03CA1 (S)	FE 3 E
SPX03CA1 (S)	GG 0 B
SPX03CA1 (S)	GI 1 D
SPX03CA1 (S)	GK 0 C
SPX03CA1 (S)	GP 1 E
SPX03CA1 (S)	JF 2 B
SPX03DA1 (T)	AE 3 D
SPX03DA1 (T)	JG 0 D
SPX03DA2 (T)	AE 4 D
SPX03DA2 (T)	DA 1 D
SPX03DA2 (T)	DF 0 C
SPX03DA2 (T)	EB 4 D
SPX03DA2 (T)	GB 1 D
SPX03DA2 (T)	IG 1 D
SPX03DA3 (T)	AE 4 D
SPX03DA3 (T)	AG 0 C
SPX03DA3 (T)	BG 1 D
SPX03DA3 (T)	DA 1 D
SPX03DA3 (T)	DF 1 D
SPX03DA3 (T)	DP 0 D
SPX03DA3 (T)	HA 0 C
SPX03DA3 (T)	HB 1 E
SPX03DA3 (T)	HL 1 E
SPX03DA3 (T)	KA 2 D
SPX03DA3 (T)	KB 3 C

SPLICE	PAGE
SPX03DA12 (T)	JG 1 C
SPX03DA21 (T)	EB 4 C
SPX03DA33 (T)	DP 0 D
SPX03DA47 (S)	GC 4 D
SPX03DA53 (T)	GC 2 D
SPX03DA59 (T)	GC 0 D
SPX03DB ()	FH 3 B
SPX03DB1 (T)	AE 4 D
SPX03DB1 (T)	BA 0 B
SPX03DB1 (T)	DA 1 D
SPX03DB1 (T)	EA 4 B
SPX03DB1 (T)	EC 4 C
SPX03DB1 (T)	FH 3 C
SPX03DB1 (T)	MD 0 E
SPX03DB1 (T)	XA 2 E
SPX03DB1 (T)	XF 2 E
SPX03EA1 (T)	AE 3 C
SPX03EA2 (T)	AE 4 C
SPX03EA2 (T)	BA 3 B
SPX03EA2 (T)	IA 2 E
SPX03EA3 (T)	AA 2 C
SPX03EA3 (T)	AE 4 C
SPX03EA3 (T)	AI 4 D
SPX03EA3 (T)	AQ 1 D
SPX03EA3 (T)	BI 3 B
SPX03EA3 (T)	CM 1 D
SPX03EA3 (T)	DF 4 C
SPX03EA3 (T)	EB 4 B
SPX03EA3 (T)	GG 1 C
SPX03EA3 (T)	GI 0 D
SPX03EA3 (T)	GP 0 B
SPX03EA3 (T)	HA 0 C
SPX03EA3 (T)	IK 3 B
SPX03EA3 (T)	KB 0 B
SPX03EA3 (T)	MD 4 D
SPX03EA23 (T)	AH 4 D
SPX03EB1 (T)	AE 3 D
SPX03EB2 (T)	AE 4 D
SPX03EB2 (T)	AI 0 E
SPX03EB2 (T)	BB 1 E
SPX03EB2 (T)	BE 2 A
SPX03EB2 (T)	BF 1 E
SPX03EB2 (T)	BI 0 A
SPX03EB2 (T)	BY 2 E
SPX03EB2 (T)	GA 2 E
SPX03EB2 (T)	GB 2 E
SPX03EB2 (T)	GH 2 C
SPX03EB2 (T)	IA 2 E
SPX03EB2 (T)	IJ 4 E
SPX03EB3 (T)	AE 4 D

SPLICE	PAGE
SPX03EB3 (T)	BB 2 C
SPX03EB3 (T)	GH 2 C
SPX03EB3 (T)	HB 2 E
SPX03EB3 (T)	HE 1 E
SPX03EB3 (T)	HL 2 E
SPX03EB3 (T)	HM 1 E
SPX03EB3 (T)	IJ 1 E
SPX03EB3 (T)	IK 2 E
SPX03EB3 (T)	JA 2 B
SPX03EB5 (T)	AE 4 D
SPX03EB5 (T)	AQ 2 D
SPX03EB5 (T)	GA 0 E
SPX03EB5 (T)	GC 2 E
SPX03EB5 (T)	GK 0 E
SPX03EB5 (T)	IA 1 E
SPX03EB5 (T)	IK 1 E
SPX03EB6 ()	GK 1 D
SPX03EB22 (T)	IJ 4 C
SPX03EB24 (T)	IJ 2 D
SPX03EB31 (T)	IK 2 D
SPX03EB33 (S)	IJ 1 D
SPX03EB42A1 (S)	GK 2 C
SPX03EB42A2 (S)	GK 2 D
SPX03EB47A1 (NS)	GK 3 E
SPX03FA46 (T)	IK 0 C
SPX03FA48 (T)	GJ 1 D
SPX03FA48 (T)	IK 1 D
SPX03FA53 (NS)	HE 1 D
SPX03FA53A (NS)	HM 1 C
SPX03FA54 (NS)	HF 2 D
SPX03FA55A1 (NS)	HE 1 C
SPX03FA58 (NS)	HD 1 D
SPX03FA58 (NS)	HE 1 C
SPX03FA58 (NS)	HM 3 D
SPX03FA60 ()	HE 2 D
SPX03FA62 (NS)	HF 1 E
SPX03FA66A1 (NS)	HD 3 E
SPX03FA69 (NS)	HF 1 B
SPX03FA70A1 (NS)	HL 2 D
SPX03FA86 (NS)	GK 3 E
SPX16AB (S)	CM 1 C
SPX109-L1 ()	AF 3 B
SPX109L2 ()	AE 0 C
SPX137A (S)	AE 1 D
SPXC1A1 (S)	IA 2 D
SPXC1A3 (S)	IA 2 C
SPXC1A16 (S)	HD 1 C
SPXC1A36 (S)	AE 2 D
SPXC1B1A (T)	XA 2 E

0

1

2

3

4

SPLICES

SPLICE	PAGE
SPXC1B46 (S)	DA 4 B
SPXC1B59 (T)	IA 1 D
SPXC1B59 (T)	IK 0 C
SPXC1B62 (T)	ID 2 D
SPXC1C1 (T)	IB 2 E
SPXC1C6 ()	IJ 3 E
SPXC1C62 (T)	IC 2 E
SPXC1E1A (T)	EA 4 C
SPXC1E3 (T)	NA 3 C

SPLICE	PAGE
SPXC1E60 (T)	NB 4 D
SPXC1E70 (T)	NC 1 D
SPXC1F6 (S)	BB 0 B
SPXC1F7 (S)	BB 1 B
SPXC1F7 (S)	EC 3 E
SPXC1F7 (S)	GF 1 B
SPXC1F11 (S)	GF 3 D
SPXC1F12 (S)	GF 1 D
SPXC1F16 ()	FE 2 E

SPLICE	PAGE
SPXC1F22 (S)	FA 2 C
SPXC1F23 (S)	FA 1 C
SPXC1G4A1 (S)	CL 3 C
SPXC2B62 (T)	ID 3 A
SPXF26A6 (NS)	HD 3 B
SPXFB02A1 (NS)	HE 4 B
SPXFB02C5 (NS)	HM 4 D
SPXFB02C5A (NS)	HD 3 C
SPXFB02C6 (NS)	HE 3 C

SPLICE	PAGE
SPXFB02C7 (NS)	HF 1 C
SPXFB02C8 (NS)	HD 3 D
SPXFB02C9 (NS)	HF 1 A
SPXFB03A1 (NS)	HB 4 C
SPXFB03A2 (NS)	HL 4 C
SPXFB07A1 (NS)	HD 2 D
SPXFB07A1 (NS)	HE 3 C
SPXFB07A1 (NS)	HM 3 C
SPXFB02A2 ()	HM 4 B

SPLICE	PAGE
SPXH1A1 (S)	GD 0 B
SPXH1A1 (S)	GE 3 D
SPXH1A2 (S)	GD 1 B
SPXH1A2 (S)	GE 4 D
SPXH1A3 (S)	GD 3 D

0

1

2

3

4

0

1

2

3

4

SHELLS

REF	PAGE
A02	NB 0 B
A02	NC 0 B
A03	BA 0 B
A03	BB 0 C
A03	GO 3 A
A03B	BA 0 D
A03C	BA 0 D
A03F	BA 0 E
A03S	BA 0 C
A04B	HE 1 B
A12A	EA 0 C
A12B	EC 0 C
A12B	ED 0 A
A12B	FG 2 D
A13B	DA 3 D
A13E	DA 2 B
A14C	CE 0 D
A14C	CF 0 E
A16	EB 0 C
A17	AG 0 B
A17	AH 0 D
A17	AI 1 A
A17	AJ 0 D
A19E	DF 0 E
A27	GA 1 C
A27	GB 1 C
A27	GG 0 C
A27	GK 0 A
A34	HA 1 C
A35	IG 1 C
A36	DP 1 C
A46	HB 4 C
A46	HE 3 A
A46	HL 4 B
A46	HM 3 A
A55A	DB 1 D
A56	KC 2 C
A57A	DE 0 A
A57A	DF 0 C
A58	DE 0 D
A70A	DB 1 B
A89	HK 1 C
A109	DA 1 C
A131B	AQ 3 C
A131B	HB 2 D
A131B	HL 2 D
A137	CC 0 C
A137A	CN 0 C
A137B	CD 0 C
A138	CC 1 E

REF	PAGE
A138	CD 1 E
A138	CN 2 E
A147	BP 2 D
A148	IJ 2 C
A150	BG 1 D
A150	KM 1 D
A158	KA 0 C
A158	KB 1 C
A158	KC 1 A
A158	KD 1 C
A175	BE 2 C
A175C	BY 0 C
A175D	BY 3 C
A176	JG 2 B
A176	JH 1 B
A180D	IJ 0 C
A180P	IJ 1 B
A225B	CL 3 A
A230	KM 2 D
A231	KL 0 C
A231	KM 2 B
A234	FH 1 A
A235	FH 3 D
A239	IK 3 C
A247	FG 2 B
A374	JA 2 B
B06AP	BA 2 C
B06D	BA 1 D
B06E	BA 1 D
B07	BA 3 D
B09A	BA 3 D
B13	EA 1 B
B13	EC 2 B
B14	EA 1 B
B14	EC 1 B
B15	EA 0 D
B15	EC 0 B
B16	EA 1 D
B16	EC 4 D
B17	EA 2 D
B17	EC 1 D
B18	EA 3 D
B18	EC 2 D
B22A	BA 3 D
B22C	CE 3 D
B22C	CL 2 B
B23A	DE 3 C
B25A	AI 2 C
B28L	EB 1 E
B30A	EB 2 D

REF	PAGE
B39	BB 1 B
B49	ED 1 D
B50	ED 2 C
B55A	EB 0 D
B55B	EB 0 D
B58A	EB 1 D
B58R	BA 2 D
B60ALF	KB 3 D
B60ARF	KB 1 D
B60DD	KA 2 D
B60DD	KB 4 D
B60DP	KA 1 D
B60DP	KB 1 D
B60J	KB 0 D
B60J	KC 1 E
B60K	KB 0 D
B60K	KC 1 E
B63	KD 2 C
B67	KM 2 D
B68	AI 1 D
B68	CE 2 C
B68	CL 1 B
B68 B	AI 1 D
B82A	JE 2 D
B96	CD 2 A
B97	CD 1 D
B121	GP 3 C
B122	BA 4 C
B122A	CL 2 B
B122B	CL 2 E
B123	CB 3 D
B123B	CE 1 C
B123C	CL 2 E
B124RC	BB 3 B
B124RF	BB 3 B
B124RR	BB 3 B
B138	DE 3 D
B142	CD 3 D
B142C	CC 1 B
B142C	CF 3 A
B142C	CN 1 A
B152	ED 2 C
B153	ED 3 C
B156	AI 2 C
B164L	BB 3 E
B164L	KA 2 D
B164L	KB 3 E
B164R	BB 3 E
B164R	KA 1 D
B164R	KB 1 E

REF	PAGE
B177	ED 3 C
B184	KC 2 D
B185A	CL 1 D
B235	JF 2 C
B300B	CM 3 D
B319	CM 1 A
B337	HA 3 A
B363	HK 3 C
B364	HK 3 C
E05A	GK 1 C
E05B	GK 2 C
E05G	GK 0 D
E06	GF 1 E
E07L	GL 1 C
E07R	GL 3 C
E11L	GD 3 D
E11L1	IH 2 B
E11L2	IH 2 B
E11L3	IH 2 C
E11L4	IH 2 C
E11R	GD 3 D
E11R1	IH 3 B
E11R2	IH 3 B
E11R3	IH 3 C
E11R4	IH 3 C
E12A	GC 3 C
E12B	GC 3 C
E12C	GC 4 C
E12D	GC 4 C
E12E	GC 4 C
E13L	GE 2 C
E13L1	IH 0 D
E13LS	GA 1 E
E13LSB	GH 1 B
E13LSC	GH 2 B
E13R	GE 4 C
E13R1	IH 0 D
E13RS	GA 1 E
E13RSB	GH 3 B
E13RSC	GH 2 B
E14L	GD 2 C
E14R	GD 3 C
E17L	IB 0 C
E17L	IC 0 C
E17L	ID 0 B
E17L2	IB 2 C
E17L2	IC 1 C
E17L2	ID 1 B
E17ML	HD 1 C
E17MR	HD 1 B

REF	PAGE
E17R	IB 0 C
E17R	IC 0 C
E17R	ID 0 B
E17R2	IB 3 C
E17R2	IC 2 C
E17R2	ID 2 B
E19C	GC 0 C
E19L	GC 0 C
E19R	GC 1 C
E23	HD 1 B
E23A	HD 1 B
E23L	HD 3 C
E23L	HE 3 C
E23L	HM 4 C
E23R	HD 3 C
E23R	HE 3 C
E23R	HM 4 C
E24	HE 4 C
E26L	GD 0 C
E26R	GD 1 C
E27L	GF 0 D
E27R	GF 1 D
E30L	GD 2 C
E30LF	GD 2 C
E30R	GD 4 C
E30RF	GD 4 C
E32	HB 3 D
E32	HL 2 C
E33	HD 0 B
E35	HA 1 D
E39	GF 0 D
E52L	GC 0 C
E52R	GC 1 C
E53B	HF 3 D
E53L	IA 1 D
E53R	IA 1 D
E58L	GK 0 C
E58R	GK 0 C
E75D	ID 2 A
E75P	ID 3 A
E82A	HB 4 D
E82A	HL 3 D
E83EL	GE 0 C
E83ER	GE 1 C
E83L	GE 3 C
E83R	GE 4 C
E84L	GE 0 C
E84R	GE 1 C
E98L	NA 1 D
E102	ID 3 D

REF	PAGE
E106A	IA 2 D
E110	IA 2 C
E130L	IA 3 B
E130R	IA 3 D
E148C	HE 2 C
E148E	HD 2 C
E148E	HE 2 C
E148E	HM 2 C
E148F	HE 2 C
E148G	HD 2 D
E148G	HE 3 D
E148G	HM 3 D
E148H	HD 1 D
E148H	HE 3 D
E148H	HM 3 D
E169L1	IH 1 C
E169R1	IH 4 C
E170	GK 0 C
E170F1	GK 1 C
E170F2	GK 1 C
E170L	GK 3 C
E170LS	GK 3 C
E170R	GK 3 C
E170RS	GK 4 C
E194L	GI 3 B
E194R	GI 4 B
EL4L	GJ 1 D
EL4R	GJ 1 D
F01	AB 4 D
F02	AB 4 D
F02	HA 2 A
F03	AB 4 D
F03	IJ 0 A
F04	AB 3 D
F04	KA 0 A
F04	KB 1 A
F05	AA 1 C
F05	HB 3 A
F05	HL 2 A
F06	AA 0 C
F06	IK 2 A
F07	AA 2 C
F07	IK 2 A
F08	AA 2 C
F08	NA 0 A
F09	AA 0 C
F09	IK 3 A
F10	AA 3 C
F10	AQ 1 A
F11	AB 3 D

VOLVO Group Trucks Technology

Document title
PC 28 MACK SCHEMATIC

Document type
PRODUCT SCHEMATIC

Document No
23086355

Issue
04

Volume
2 (2)

Page
27 (40)

0

1

2

3

4

0

1

2

3

4

SHELLS

REF	PAGE
F11	IJ 4 A
F12	AB 3 D
F12	IK 0 A
F13	AB 4 D
F14	AB 4 D
F15	AA 1 C
F15	HB 2 A
F15	HL 1 A
F16	AA 3 C
F16	BY 0 A
F17	AA 0 C
F17	NA 4 A
F18	AA 1 C
F18	HB 3 A
F18	HL 3 A
F19	AA 0 C
F19	BI 4 A
F20	AA 2 B
F20	GO 1 A
F21	AB 3 B
F22	AA 2 C
F22	IF 3 A
F23	AB 0 C
F23	AQ 2 A
F24	AA 1 C
F24	IF 1 A
F25	AB 3 D
F25	IF 1 A
F26	AA 1 C
F26	IA 2 A
F27	AA 3 B
F27	GB 2 A
F28	AA 3 C
F28	AQ 1 A
F29	AA 2 D
F29	AC 2 A
F30	AB 3 B
F30	DB 3 A
F31	AB 3 B
F31	CE 2 A
F31	CL 0 A
F32	AB 1 C
F32	AQ 2 A
F33	AB 3 C
F33	AH 1 A
F33	FD 2 A
F33	FE 2 A
F34	AB 0 C
F34	BY 2 A
F35	AB 4 C

REF	PAGE
F35	NA 3 A
F36	AB 2 C
F36	BE 2 A
F36	BF 2 A
F36	BG 1 A
F37	AB 2 C
F37	CM 0 A
F38	AB 2 C
F38	HB 3 A
F38	HL 3 A
F39	AA 4 D
F39	FH 1 A
F40	AA 2 D
F40	GA 0 A
F41	AA 1 B
F41	EA 2 A
F41	EC 2 A
F42	AA 4 B
F43	AA 0 B
F43	HB 2 A
F43	HL 2 A
F44	AA 3 B
F45	AB 3 B
F46	AB 1 C
F47	AB 3 C
F47	BI 3 A
F48	AB 1 C
F48	IJ 2 A
F49	AB 2 C
F49	GG 1 A
F50	AA 3 C
F50	DA 1 B
F51	AA 4 C
F51	DA 1 B
F52	AA 2 B
F52	BA 0 A
F53	AB 1 B
F53	AG 0 B
F53	DP 0 A
F54	AB 1 B
F54	DA 1 A
F54	DF 1 A
F55	AA 4 D
F56	AA 3 D
F56	JG 0 A
F57	AA 3 D
F57	GI 1 A
F58	AA 3 D
F58	GI 1 A
F59	AA 2 D

REF	PAGE
F59	JA 2 A
F60	AA 0 B
F60	HA 0 A
F61	AA 1 B
F61	BE 1 A
F61	BF 1 A
F62	AB 0 C
F62	IK 1 A
F63	AB 0 C
F63	AQ 2 A
F64	AB 2 C
F65	AB 1 C
F66	AA 4 B
F66	DA 0 A
F67	AA 4 B
F67	BY 0 A
F68	AA 4 B
F68	KA 0 A
F68	KB 1 A
F69	AB 1 B
F69	AG 0 B
F70	AB 1 B
F70	AJ 1 A
F71	AA 0 B
F71	MD 0 A
F72	AA 3 D
F73	AA 3 D
F73	EB 3 A
F73	JE 2 A
F74	AA 4 D
F75	AA 2 D
F75	GP 0 A
F76	AA 1 B
F76	MD 3 A
F77	AA 4 B
F77	JG 0 A
F78	AA 2 B
F78	GB 2 B
F79	AA 0 B
F79	GB 3 B
F80	AA 2 B
F80	XA 4 A
F80	XF 3 A
F81	AA 1 B
F81	GB 2 A
F82	AA 3 B
F82	GB 3 A
F83	AA 3 B
F83	GB 2 B
F84	AA 1 B

REF	PAGE
F84	IG 1 A
F85	AA 2 B
F85	BG 1 A
F86	AA 3 B
F86	EB 4 A
F86	GJ 1 A
F87	AA 0 B
F87	AQ 2 A
F90	NB 0 B
F90	NC 0 B
F91	NB 1 B
F91	NC 1 B
F92	NB 2 B
F92	NC 2 B
F93	NB 2 B
F93	NC 2 B
F94	NB 3 B
F94	NC 3 B
F95	NB 3 B
F95	NC 3 B
FB08	CM 4 C
FB09	HI 1 B
FE1	AC 0 B
FE1	MA 2 A
FE2	AC 1 B
FE2	MA 2 A
FE3	AC 1 B
FE3	MA 3 A
FE4	AC 2 C
FE4	AG 2 A
FE5	AC 2 C
FE5	AG 3 A
FE5	BP 1 A
FE6	AC 2 C
FE07	AC 2 C
FE8	AC 2 C
FE8	AG 3 A
FE9	AC 3 C
FE9	AG 4 A
FE10	AC 3 C
FE10	MA 3 B
FE11	AC 3 C
FE11	EA 2 A
FE11	EC 2 A
FE12	AC 3 C
FE12	FA 4 A
FE13	AC 3 C
FE13	FA 2 A
FE14	AC 4 C
FE15	AC 4 C

REF	PAGE
FE15	HK 0 A
FE16	AC 4 C
FE17	AD 2 D
FE17	CF 3 A
FE18	AD 1 B
FE19	AD 2 B
FE19	DB 4 A
FE19	DF 0 A
FE20	AD 2 B
FE20	MA 4 B
FE21	AD 2 B
FE21	MA 4 B
FE22	AD 3 D
FE23	AD 3 D
FE24	AD 3 D
FE24	FH 1 B
FE25	AD 1 D
FE25	CF 1 A
FEM01	AQ 4 A
FEM03B	ND 2 C
FM03	CF 1 A
FM04	AE 0 D
FT01	CC 0 B
FT01	CD 0 B
FT01	CN 0 B
FT02	DB 1 D
FT03	AM 2 D
FT04	AM 1 D
FT05	CE 3 B
FT06	CE 0 A
G01	AE 0 D
G01	AF 2 D
G01	AM 2 E
G01	AQ 4 C
G01	CC 0 A
G01	CD 0 B
G01	CE 4 B
G01	CM 4 C
G01	CN 0 A
G01	HI 1 B
G01	ND 2 E
G01_9_56	BL 2 B
G01_10_56	BL 3 B
G01_11_56	BL 3 B
G01_12_56	BL 2 B
G01B	BL 0 B
G01C	BL 1 C
G01D	BL 1 D
G01E	BL 1 B
G02	AE 2 A

REF	PAGE
GO2	AF 2 C
GO3H	HI 0 B
G04	HC 1 B
G04	HI 2 B
H02A	GO 1 D
H03	GF 2 C
H16	CM 2 B
H17	CM 2 B
L2	IJ 3 B
M01	GP 1 C
M02B	GP 3 B
M04	AE 1 A
M04	AF 2 A
M04	AM 2 A
M06DS	IF 1 A
M06PS	IF 3 A
M41	CE 2 C
M75	IJ 4 D
M78AL	IF 2 D
M105DS	IF 1 D
M105PS	IF 3 D
M106DS	IF 0 C
M106PS	IF 4 C
M107	IJ 3 C
OBD	XA 2 D
P03	HI 0 C
R01	AE 3 B
R01A	CA 0 D
R01B	CA 3 D
R01C	CF 0 B
R05	FA 1 C
R08B	BY 2 D
R08B_BB	BK 3 D
R08C	XB 4 C
R08H	KA 3 B
R08I	CF 2 B
R08M	XA 0 C
R09	FA 4 C
R14	CE 0 B
R15	IJ 3 D
R15L	IJ 3 D
R15R	IJ 3 D
R19	FA 2 C
R21	XA 0 B
R21_MCS	FH 1 C
R21A	XF 0 C
R21B	XF 2 B
R23	CD 4 D
R29	CF 1 C
R29A	CC 4 E

0

1

2

3

4

0

1

2

3

4

SHELLS

REF	PAGE
R29A	CN 4 D
R30	CF 2 C
R31	CF 1 C
R31A	CC 3 E
R31A	CN 3 D
R32	CD 3 E
R34	CD 2 A
R58L	IF 0 D
R58R	IF 3 D
R59L	IF 0 D
R59R	IF 4 D
R91	FH 2 D
RE01	AC 0 C
RE01	MA 2 B
RE02	AC 1 C
RE02	MA 2 B
RE03	AC 1 C
RE03	MA 3 B
RE04	AC 2 C
RE04	AG 2 B
RE05	AC 2 C
RE06	AD 3 B
RE06	BP 2 B
RE07	AD 0 B
RE07	CE 1 B
RE08	AD 2 D
RE08	CF 3 B
RE09	AD 0 D
RE09	CF 1 B
RE10	AD 1 D
RE10	CF 1 B
RE11	AD 1 D
RE11	CF 2 B
RLY01	AB 4 C
RLY02	AB 3 E
RLY02	KB 1 B
RLY03	AA 0 D
RLY03	BI 4 B
RLY04	AB 0 D
RLY04	CF 0 C
RLY04	CL 1 B
RLY05	AB 0 E
RLY05	MD 0 D
RLY06	AB 1 E
RLY06	MD 3 C
RLY07	AB 2 A
RLY07	GI 0 C
RLY08	AB 2 A
RLY08	GI 1 C
RLY09	AA 1 D

REF	PAGE
RLY10	AA 2 B
RLY10	GQ 1 B
RLY11	AB 2 B
RLY11	AI 4 C
RLY12	AB 0 D
RLY12	HA 0 B
RLY13	AB 3 A
RLY13	GI 2 C
RLY14	AB 2 D
RLY14	GG 1 C
RLY15	AB 2 B
RLY15	DF 3 B
RLY16	AA 0 D
RLY16	DF 4 B
RLY17	AB 0 B
RLY18	AA 4 B
RLY18	DA 1 B
RLY19	AB 1 B
RLY19	AG 1 B
RLY20	AA 3 C
RLY21	AB 1 D
RLY22	AA 3 B
RLY22	EB 4 B
RLY23	AA 2 E
RLY23	GP 1 B
RLY24	AA 2 E
RLY24	GP 0 B
RLY25	AB 3 E
RLY26	AB 1 E
RLY30	NB 0 B
RLY30	NC 0 B
RLY31	NB 4 B
RLY31	NC 4 B
RLY41	HB 4 C
RLY41	HL 4 C
RLY42A	CF 0 B
RLY60 MATE	HK 0 C
RLYER5	CM 0 C
RLYER6	CM 1 B
S01	GA 0 B
S04	HB 0 C
S04	HL 0 C
S05A	IC 3 C
S05A	ID 4 C
S05B	HD 0 D
S06	BA 2 A
S07	AH 1 C
S08C	NB 3 C
S08D	NB 3 C
S08E	NB 0 C

REF	PAGE
S08F	NB 2 C
S08G	NB 1 C
S08H	NB 2 C
S11E	EB 3 D
S12	GI 1 B
S15	AQ 1 B
S18	AH 3 C
S24C	DE 4 B
S31	EA 3 B
S31	EC 3 B
S41	AM 1 C
S041SB	HF 0 D
S041SL	HF 1 D
S041SR	HF 1 D
S43	AI 0 D
S43A	DF 2 E
S43C	GA 2 B
S43D	BI 0 B
S45BB	BB 3 C
S45BC	BB 4 C
S48A	GB 2 D
S49	GG 0 B
S58	AI 1 B
S58B	AI 0 C
S59	AI 1 C
S61A	IJ 0 D
S75	GJ 1 B
S80DS	IF 1 C
S80PS	IF 3 C
S90A	FE 4 C
S90B	FE 4 A
S94	FE 3 B
S97	FE 0 C
S99	AH 2 B
S101	DB 0 C
S115DS	IA 3 C
S115PS	IA 3 D
S130A	FE 2 B
S137A	FD 0 C
S137C	AJ 3 B
S145	IA 1 C
S145A	HF 3 B
S169	AF 2 C
S169	AQ 4 B
S169	HI 1 A
S169A	AM 2 C
S171A	DA 1 D
S202	JG 1 B
S212	EC 4 B
S234A	IJ 2 B

REF	PAGE
S256A	AJ 1 C
S283	HH 2 C
S283RR	ID 3 C
S330	MD 0 D
S366DS	IB 2 D
S366DS	IC 1 D
S366DS	ID 1 C
S366PS	IB 3 D
S366PS	IC 2 D
S366PS	ID 2 C
S366R	IB 0 D
S366R	IC 0 D
S366R	ID 0 C
S369A	BB 0 B
S369F	BB 0 B
S369R	BB 1 B
S370	EB 3 D
S371	BB 4 C
S372	AH 0 C
S373	AH 3 B
S374	AH 1 B
S455A	AQ 0 D
S458	AH 2 C
S459	FD 3 B
S460A	FD 4 B
S461	FD 1 B
S462A	MD 0 B
S462B	MD 2 B
S463	IJ 4 B
S464A	NA 1 B
S464B	NA 1 B
S464C	NA 2 B
S464D	NA 3 B
S465A	NA 0 B
S465B	NA 4 B
S466B	HD 3 D
S466L	HD 3 D
S466R	HD 4 D
S470A	NC 2 C
S470B	NC 2 C
S470C	NC 3 C
S470D	NC 0 C
S470E	NC 1 C
S470F	NC 3 C
S471	EB 4 D
S476	AH 1 B
S493	DF 3 D
S519	BA 3 A
SK141A	AH 1 A
SK141A	BA 3 A

REF	PAGE
SK141A	EA 3 A
SK141A	EC 3 A
SK141A	FD 2 A
SK141A	FE 3 A
SK141A	GB 2 A
SK141A	GJ 1 A
SK141A	NA 0 A
sym1_1306	ND 3 C
sym588_438	AF 3 E
sym590_1085	GI 4 D
TC04	MB 2 B
TC05	MB 2 C
TC06	MB 3 B
TC07	MB 3 C
TC08	MB 0 D
V01	AI 1 B
V06	CM 0 C
V32	BB 1 D
X06D MATE	BH 1 C
X07A	IK 0 B
X07B	IK 0 C
X07F	IK 2 C
X07G	IK 2 C
X10	AQ 3 B
X10	DB 1 E
X11	CB 1 C
X11	CG 0 C
X11A	CL 1 C
X18	AE 1 E
X21A	BK 0 E
X21B	BN 2 D
X21C	BN 1 D
X21D	BN 0 D
X34R	IK 1 C
X34R3	IK 1 C
X41	AA 1 A
X41	AB 0 A
X41	AQ 3 B
X41A	AA 2 B
X41A	AB 4 B
X41A	AQ 3 D
X45	CA 0 B
X62A	ND 2 B
X66	IK 3 B
X66B	IK 4 C
X67	KA 3 B
X67	KL 3 C
X71	AE 2 C
X79	HE 1 B
X87	CF 4 D

REF	PAGE
X89	CF 0 C
X115D	BA 2 A
X115D	BB 1 B
X117	AQ 1 C
X137A	AE 3 D
X137B	AE 2 D
X145	KM 2 B
X146A	CF 2 D
X181	AE 2 D
X194	BG 2 E
X197	CC 1 B
X197B	CN 1 A
X198	CL 3 B
X207	AE 1 E
X208	AE 4 B
X208	AH 2 D
X208	AJ 2 C
X208	EA 4 C
X208	EC 3 C
X208	FD 2 C
X208	FE 1 C
X208	GJ 2 C
X208	NA 1 E
X209	AE 3 E
X210	AM 2 B
X210A	BI 3 C
X210A	BK 0 A
X210A	BN 0 B
X210B	BI 2 B
X210B	NA 3 C
X210B	NB 3 D
X210B	NC 2 D
X210C	NA 0 D
X212	HC 3 D
X212	HI 4 D
X214	JG 4 C
X214	JH 3 D
X216	BI 0 C
X216	BK 3 A
X216	BN 3 B
X218	BF 2 C
XC1	BN 1 C
Y09	AI 2 D
Y11	EA 1 B
Y11	EC 1 B
Y12	EA 0 B
Y12	EC 0 B
Y13	EA 2 E
Y13	EC 1 B
Y14	EA 1 E

VOLVO

Group Trucks Technology

Document title
PC 28 MACK SCHEMATIC

Document type
PRODUCT SCHEMATIC

Document No

23086355

Issue

04

Volume

2 (2)

Page

29 (40)

0

1

2

3

4

0

1

2

3

4

SHELLS

REF	PAGE
Y14	EC 0 E
Y15	EA 4 E
Y15	EC 2 D
Y16	EA 3 E
Y16	EC 2 D
Y18G	DA 3 B
Y18G	DP 1 D
Y18H	DA 3 B

REF	PAGE
Y18H	DP 2 D
Y25A	EB 1 B
Y29	EB 2 B
Y35	CB 2 B
Y35	CE 1 B
Y35	CL 3 D
Y35E	CL 4 D
Y42	HA 3 C

REF	PAGE
Y51	FA 3 C
Y51 A	FA 1 C
Y51C	FA 2 C
Y57	EA 1 E
Y57B	EC 3 D
Y57C	ED 0 B
Y64	DE 1 C
Y81	CC 2 D

REF	PAGE
Y81	CD 2 D
Y81	CN 2 D
Y81A	CF 1 C
Y100	ED 4 C
Y106	EC 3 D
Y186	DA 4 C
Y197	FD 1 D
Y197	FE 1 D

REF	PAGE
Z01	XA 0 B
Z02	MA 3 D
Z10	XF 2 D
Z11	BH 4 C
Z13	GI 0 D
Z17	HC 1 D
Z17	HI 1 C
Z18	HC 1 D

REF	PAGE
Z18	HI 3 C
Z19	HC 2 D
Z19	HI 3 C
Z20	HC 2 C
Z20	HI 4 D

0

1

2

3

4

REFERENCES

REF	DESCRIPTION	PAGE
A02	Fuse holder, 6-fuses	NB 0 B
A02	Fuse holder, 6-fuses	NC 0 B
A03	Instrument cluster	BA 0 B
A03	Instrument cluster	BB 0 C
A03	Instrument cluster	GQ 3 A
A03B	INSTRUMENT CLUSTER B	BA 0 D
A03C	INSTRUMENT CLUSTER C	BA 0 D
A03F	SECONDARY GAUGE	BA 0 E
A03S	SECONDARY GAUGES	BA 0 C
A04B	REFRIGERATOR	HE 1 B
A12A	Control unit, ABS (Anti-lock Brake Syst	EA 0 C
A12B	CONTROL UNIT, ABS (ANTI-LOCK BRAKE SYSTEM	EC 0 C
A12B	CONTROL UNIT, ABS (ANTI-LOCK BRAKE SYSTEM	ED 0 A
A12B	CONTROL UNIT, ABS (ANTI-LOCK BRAKE SYSTEM	FG 2 D
A13B	TECU AMT-F	DA 3 D
A13E	Control unit, TECU (automatic transmissio	DA 2 B
A14C	CONTROL UNIT EMS CUMMINS ISX '16	CE 0 D
A14C	CONTROL UNIT EMS CUMMINS ISX '16	CF 0 E
A16	Control unit, ECS (Electronic Controlled	EB 0 C
A17	Control unit, VECU (Vehicle ECU)	AG 0 B
A17	Control unit, VECU (Vehicle ECU)	AH 0 D
A17	Control unit, VECU (Vehicle ECU)	AI 1 A
A17	Control unit, VECU (Vehicle ECU)	AJ 0 D
A19E	SHIFT SELECTOR ALLISON	DF 0 E
A27	Control unit, LCM (Light Control Module	GA 1 C
A27	Control unit, LCM (Light Control Module	GB 1 C
A27	Control unit, LCM (Light Control Module	GG 0 C
A27	Control unit, LCM (Light Control Module	GK 0 A
A34	Control unit, climate unit	HA 1 C
A35	Control unit, remote receiver, door lock	IG 1 C
A36	Control unit, BBM (Body Builder Module)	DP 1 C
A46	Control unit, LECM (Living Enviroment Co	HB 4 C
A46	Control unit, LECM (Living Enviroment Co	HE 3 A
A46	Control unit, LECM (Living Enviroment Co	HL 4 B
A46	Control unit, LECM (Living Enviroment Co	HM 3 A
A55A	CONTROL UNIT TRANSMISSION , AUTOSHIFT G	DB 1 D
A56	Stereo amplifier	KC 2 C
A57A	CONTROL UNIT ALLISON TRANS. GEN 4	DE 0 A
A57A	CONTROL UNIT ALLISON TRANS. GEN 4	DF 0 C
A58	Allison Transmission	DE 0 D
A70A	PUSH BUTTON SHIFT CONTROL	DB 1 B
A89	Control unit, APADS	HK 1 C
A109	Control unit, GSECU (Gearshift ECU)	DA 1 C
A131B	LOW VOLTAGE DISCONNECT	AQ 3 C
A131B	LOW VOLTAGE DISCONNECT	HB 2 D
A131B	LOW VOLTAGE DISCONNECT	HL 2 D
A137	DEF CONTROL MODULE,	CC 0 C
A137A	DEF CONTROL MODULE	CN 0 C
A137B	Contol Module, ACM (Adblue control modu	CD 0 C
A138	PUMP UNIT, ADBLUE	CC 1 E

REF	DESCRIPTION	PAGE
A138	PUMP UNIT, ADBLUE	CD 1 E
A138	PUMP UNIT, ADBLUE	CN 2 E
A147	Control Unit, Fuel Filter Module	BP 2 D
A148	Control Unit, Heated Windshield	IJ 2 C
A150	TGW2	BG 1 D
A150	TGW2	KM 1 D
A158	Control unit, Audio	KA 0 C
A158	Control unit, Audio	KB 1 C
A158	Control unit, Audio	KC 1 A
A158	Control unit, Audio	KD 1 C
A175	Control Unit, TESP, (Telematics Service P	BE 2 C
A175C	TMC RP 1226 CONNECTOR	BY 0 C
A175D	CONNECTOR TMC RP 1226	BY 3 C
A176	Control unit, LPOS, Lane Position and Obj	JG 2 B
A176	Control unit, LPOS, Lane Position and Obj	JH 1 B
A180D	El. adjustable seat Driver (optional fan	IJ 0 C
A180P	El. adjustable seat Passenger (optional f	IJ 1 B
A225B	FUSE HOLDER 4 FUSES	CL 3 A
A230	Display, SID Touch, Secondary Information	KM 2 D
A231	Control Unit, SEM, Services and Entertain	KL 0 C
A231	Control Unit, SEM, Services and Entertain	KM 2 B
A234	Control unit, FAS GW (Front Active Steeri	FH 1 A
A235	Control unit, FAS (Front Active Steering)	FH 3 D
A239	CONSOLE CENTER	IK 3 C
A247	CONTROL UNIT TIRE PRESSURE RECEIVER	FG 2 B
A374	Control Unit Seat SRS	JA 2 B
B06AP	SENSOR AIR PRESSURE BRAKE APPLICATION	BA 2 C
B06D	SENSOR PRIMARY AIR	BA 1 D
B06E	SENSOR SECONDARY AIR	BA 1 D
B07	Sensor, fuel level	BA 3 D
B09A	SENSOR OIL TEMP GEARBOX	BA 3 D
B13	SENSOR WHEEL SPEED LH 1ST AXLE	EA 1 B
B13	SENSOR WHEEL SPEED LH 1ST AXLE	EC 2 B
B14	SENSOR WHEEL SPEED RH 1ST AXLE	EA 1 B
B14	SENSOR WHEEL SPEED RH 1ST AXLE	EC 1 B
B15	SENSOR WHEEL SPEED LH 2ND AXLE	EA 0 D
B15	SENSOR WHEEL SPEED LH 2ND AXLE	EC 0 B
B16	SENSOR, WHEEL SPEED RH 2ND AXLE	EA 1 D
B16	SENSOR, WHEEL SPEED RH 2ND AXLE	EC 4 D
B17	SENSOR, WHEEL SPEED LH 3RD AXLE	EA 2 D
B17	SENSOR, WHEEL SPEED LH 3RD AXLE	EC 1 D
B18	SENSOR WHEEL SPEED RH 3RD AXLE	EA 3 D
B18	SENSOR WHEEL SPEED RH 3RD AXLE	EC 2 D
B22A	Sensor, outdoor temperature (LHD)	BA 3 D
B22C	SENSOR, AMBIENT AIR TEMP	CE 3 D
B22C	SENSOR, AMBIENT AIR TEMP	CL 2 B
B23A	Sensor, oil temperature, retarder	DE 3 D
B25A	SENSOR ACCELERATOR PEDAL	AI 2 C
B28L	Sensor, chassis level, front axle left	EB 1 E
B30A	SENSOR, CHASSIS LEVEL DRIVE AXLE	EB 2 D

REFERENCES

REF	DESCRIPTION	PAGE
B39	Sensor, air filter pressure and air filt	BB 1 B
B49	SENSOR, STEERING ANGLE	ED 1 D
B50	SENSOR, YAW-RATE ESP	ED 2 C
B55A	SENSOR, AIR PRESSURE, SUSPENSION BELLOWS,	EB 0 D
B55B	SENSOR, AIR PRES. SUSP. BELLOWS AUX. AXLE	EB 0 D
B58A	SENSOR, AIR PRESSURE, SUSPENSION BELLOWS,	EB 1 D
B58R	SENSOR AIR PRESSURE REAR SUSPENSION	BA 2 D
B60ALF	Loudspeaker, left front	KB 3 D
B60ARF	Loudspeaker, right front	KB 1 D
B60DD	Loudspeaker, door driver side	KA 2 D
B60DD	Loudspeaker, door driver side	KB 4 D
B60DP	Loudspeaker, door passenger side	KA 1 D
B60DP	Loudspeaker, door passenger side	KB 1 D
B60J	SPEAKER LEFT UPPER	KB 0 D
B60J	SPEAKER LEFT UPPER	KC 1 E
B60K	SPEAKER RIGHT UPPER	KB 0 D
B60K	SPEAKER RIGHT UPPER	KC 1 E
B63	Microphone, (handsfree)	KD 2 C
B67	Rear view camera	KM 2 D
B68	Sensor, output shaft speed, gearbox	AI 1 D
B68	Sensor, output shaft speed, gearbox	CE 2 C
B68	Sensor, output shaft speed, gearbox	CL 1 B
B68 B	Sensor, output shaft speed, gearbox	AI 1 D
B82A	SENSOR, ACC RADAR FLR-20	JE 2 D
B96	Sensor, NOx	CD 2 A
B97	Sensor, exhaust temp, upstream catalyst	CD 1 D
B121	Sensor, Low level washer fluid	GP 3 C
B122	Sensor, exhaust temp, engine mounted	BA 4 C
B122A	SENSOR EXHAUST TEMP. CATALYST	CL 2 B
B122B	SENSOR CATALYST OUTLET TEMP. 2	CL 2 E
B123	SENSOR LOW COOLANT	CB 3 D
B123B	SENSOR, LOW COOLANT	CE 1 C
B123C	SENSOR LOW COOLANT	CL 2 E
B124RC	SENSOR OIL TEM RC AXLE	BB 3 B
B124RF	SENSOR OIL TEMP RF AXLE	BB 3 B
B124RR	SENSOR OIL TEMP RR AXLE	BB 3 B
B138	Sensor, Control pressure retarder	DE 3 D
B142	Sensor, AdBlue level and temperature	CD 3 D
B142C	Sensor, AdBlue level and temperature	CC 1 B
B142C	Sensor, AdBlue level and temperature	CF 3 A
B142C	Sensor, AdBlue level and temperature	CN 1 A
B152	SENSOR, BRAKE AIRPRESSURE, FRONT	ED 2 C
B153	SENSOR, BRAKE AIRPRESSURE, REAR	ED 3 C
B156	SENSOR FREON HI RESS. FAN	AI 2 C
B164L	Loudspeaker, left	BB 3 E
B164L	Loudspeaker, left	KA 2 D
B164L	Loudspeaker, left	KB 3 E
B164R	Loudspeaker, right	BB 3 E
B164R	Loudspeaker, right	KA 1 D
B164R	Loudspeaker, right	KB 1 E

REF	DESCRIPTION	PAGE
B177	SENSOR AIR PRESSURE, SUSPENSION BELLOWS,	ED 3 C
B184	Loudspeaker, Subwofer	KC 2 D
B185A	SENSOR OXYGEN OUTLET EGO	CL 1 D
B235	Sensor, LCS (Lane Change Support)	JF 2 C
B300B	METHANE SENSOR ENGINE	CM 3 D
B319	SENSOR ALARM CO	CM 1 A
B337	SENSOR FREON HI PRESSURE	HA 3 A
B363	Sensor, High Pressure Switch	HK 3 C
B364	Sensor, Low Pressure Switch	HK 3 C
E05A	5TH WHEEL LAMP	GK 1 C
E05B	5TH WHEEL LAMP, HIGH	GK 2 C
E05G	LAMP FUEL GANTRY	GK 0 D
E06	LAMP BACKUP	GF 1 E
E07L	Lamp, fog light, left	GL 1 C
E07R	Lamp, fog light, right	GL 3 C
E10L	LAMP TAIL LIGHT LEFT	GF 3 D
E10R	LAMP TAIL LIGHT RIGHT	GF 4 D
E11L	LAMP, SIDE REPEATER D.S.	GD 3 D
E11L1	LAMP MARKER LEFT SIDE	IH 2 B
E11L2	LAMP MARKER LEFT SIDE	IH 2 B
E11L3	LAMP MARKER LEFT SIDE	IH 2 C
E11L4	LAMP MARKER LEFT SIDE	IH 2 C
E11R	LAMP, SIDE REPEATER P.S.	GD 3 D
E11R1	LAMP MARKER RIGHT SIDE	IH 3 B
E11R2	LAMP MARKER RIGHT SIDE	IH 3 B
E11R3	LAMP MARKER RIGHT SIDE	IH 3 C
E11R4	LAMP MARKER RIGHT SIDE	IH 3 C
E12A	LAMP, MARKER	GC 3 C
E12B	LAMP, MARKER	GC 3 C
E12C	LAMP, MARKER	GC 4 C
E12D	LAMP, MARKER	GC 4 C
E12E	LAMP, MARKER	GC 4 C
E13L	Lamp, direction indicator, left	GE 2 C
E13L1	LAMP TURN LEFT SIDE	IH 0 D
E13LS	Lamp, direction indicator, left side	GA 1 E
E13LSB	LAMP TURN MARKER LEFT SIDE	GH 1 B
E13LSC	LAMP TURN LEFT SKIRT	GH 2 B
E13R	Lamp, direction indicator, right	GE 4 C
E13R1	LAMP TURN RIGHT SIDE	IH 0 D
E13RS	Lamp, direction indicator, right side	GA 1 E
E13RSB	LAMP TURN MARKER RIGHT SIDE	GH 3 B
E13RSC	LAMP TURN RIGHT SKIRT	GH 2 B
E14L	Lamp, beacon warning lamp	GD 2 C
E14R	Lamp, beacon warning lamp	GD 3 C
E17L	Lamp, interior light	IB 0 C
E17L	Lamp, interior light	IC 0 C
E17L	Lamp, interior light	ID 0 B
E17L2	Lamp, interior light, Left	IB 2 C
E17L2	Lamp, interior light, Left	IC 1 C
E17L2	Lamp, interior light, Left	ID 1 B

REFERENCES

REF	DESCRIPTION	PAGE
E17ML	Lamp, Interior light, middle left	HD 1 C
E17MR	Lamp, Interior light, middle right	HD 1 B
E17R	Lamp, interior light	IB 0 C
E17R	Lamp, interior light	IC 0 C
E17R	Lamp, interior light	ID 0 B
E17R2	Lamp, interior light, Right	IB 3 C
E17R2	Lamp, interior light, Right	IC 2 C
E17R2	Lamp, interior light, Right	ID 2 B
E19C	Lamp, identification light, roof, center	GC 0 C
E19L	Lamp, identification light, roof, left	GC 0 C
E19R	Lamp, identification light, roof, right	GC 1 C
E23	Lamp, luggage compartment illumination	HD 1 B
E23A	LAMP LUGGAGE RIGHT	HD 1 B
E23L	Lamp, luggage compartment illumination, l	HD 3 C
E23L	Lamp, luggage compartment illumination, l	HE 3 C
E23L	Lamp, luggage compartment illumination, l	HM 4 C
E23R	Lamp, luggage compartment illumination, r	HD 3 C
E23R	Lamp, luggage compartment illumination, r	HE 3 C
E23R	Lamp, luggage compartment illumination, r	HM 4 C
E24	Lamp, storage tray illumination	HE 4 C
E26L	Headlight module, left	GD 0 C
E26R	Headlight module, right	GD 1 C
E27L	Tail lamp module, left	GF 0 D
E27R	Tail lamp module, right	GF 1 D
E30L	LAMP HIGH BEAM LEFT SIDE	GD 2 C
E30LF	LAMP, FULL AND DIPPED BEAMS LEFT	GD 2 C
E30R	LAMP HIGH BEAM RIGHT SIDE	GD 4 C
E30RF	LAMP, FULL AND DIPPED BEAMS RIGHT	GD 4 C
E32	HVAC UNIT	HB 3 D
E32	HVAC UNIT	HL 2 C
E33	Lamp, additional load lamps (revers lamp	HD 0 B
E35	HVAC Unit, Heat, Ventilation and Air Cond	HA 1 D
E39	Lamp, Licence Plate Illumination	GF 0 D
E52L	Lamp, Roof, left	GC 0 C
E52R	Lamp, Roof, right	GC 1 C
E53B	LAMP SLEEPER FLOOR	HF 3 D
E53L	Lamp, Red lighting, left	IA 1 D
E53R	Lamp, Red lighting, right	IA 1 D
E58L	Viscope lamp, Roof position light, Left	GK 0 C
E58R	Viscope lamp, Roof position light, Right	GK 0 C
E75D	Lamp, Interior light, driver	ID 2 A
E75P	Lamp, Interior light, passenger	ID 3 A
E82A	PARKING HEATER	HB 4 D
E82A	PARKING HEATER	HL 3 D
E83EL	Head lamp, main-LED, left	GE 0 C
E83ER	Head lamp, main-LED, right	GE 1 C
E83L	HEADLAMP LEFT	GE 3 C
E83R	HEADLAMP RIGHT	GE 4 C
E84L	Lamp, direction indicator, LED	GE 0 C
E84R	Lamp, direction indicator, LED	GE 1 C

REF	DESCRIPTION	PAGE
E98L	Auxiliary unit, Left	NA 1 D
E102	Lamp, interior light, coloured source, da	ID 3 D
E106A	LAMP AMBI FOOT	IA 2 D
E110	Lamp, interior light, cup holder light	IA 2 C
E130L	Lamp, Door Instep Lamp, left	IA 3 B
E130R	Lamp, Door Instep Lamp, right	IA 3 D
E148C	LAMP UPPER D S	HE 2 C
E148E	LAMP LOWER D S	HD 2 C
E148E	LAMP LOWER D S	HE 2 C
E148E	LAMP LOWER D S	HM 2 C
E148F	LAMP LAMP P S	HE 2 C
E148G	LAMP UPPER P S	HD 2 D
E148G	LAMP UPPER P S	HE 3 D
E148G	LAMP UPPER P S	HM 3 D
E148H	LAMP UPPER D S	HD 1 D
E148H	LAMP UPPER D S	HE 3 D
E148H	LAMP UPPER D S	HM 3 D
E169L1	LAMP SNORKEL LEFT SIDE	IH 1 C
E169R1	LAMP SNORKEL RIGHT SIDE	IH 4 C
E170	LAMP HOOK UP	GK 0 C
E170F1	LAMP HOOK UP FLUSH	GK 1 C
E170F2	LAMP HOOK UP FLUSH	GK 1 C
E170L	LAMP HOOK UP LEFT	GK 3 C
E170LS	LAMP HOOK UP LEFT	GK 3 C
E170R	LAMP HOOK UP RIGHT	GK 3 C
E170RS	LAMP HOOK UP RIGHT	GK 4 C
E194L	SNOW PLOW LAMP LEFT	GI 3 B
E194R	SNOW PLOW LAMP RIGHT	GI 4 B
EL4L	LAMP, ROOF LH BEACON	GJ 1 D
EL4R	LAMP ROOF RH BEACON	GJ 1 D
F01	OPEN	AB 4 D
F02	HVAC	AB 4 D
F02	HVAC	HA 2 A
F03	HEATED SEATS	AB 4 D
F03	HEATED SEATS	IJ 0 A
F04	RADIO Radio	AB 3 D
F04	RADIO Radio	KA 0 A
F04	RADIO Radio	KB 1 A
F05	LECM4	AA 1 C
F05	LECM4	HB 3 A
F05	LECM4	HL 2 A
F06	RH SLEEPER PWR PORTS/ CONSOLE	AA 0 C
F06	RH SLEEPER PWR PORTS/ CONSOLE	IK 2 A
F07	LH SLEEPER PWR PORTS	AA 2 C
F07	LH SLEEPER PWR PORTS	IK 2 A
F08	AUX SW 1	AA 2 C
F08	AUX SW 1	NA 0 A
F09	USB CHARGE PORTS	AA 0 C
F09	USB CHARGE PORTS	IK 3 A
F10	CUST.	AA 3 C

REFERENCES

REF	DESCRIPTION	PAGE
F10	CUST.	AQ 1 A
F11	INTERIOR AUX. FAN	AB 3 D
F11	INTERIOR AUX. FAN	IJ 4 A
F12	DASH POWER PORT	AB 3 D
F12	DASH POWER PORT	IK 0 A
F13	OPEN	AB 4 D
F14	OPEN	AB 4 D
F15	/BBM BBM LECM1 LECM1/	AA 1 C
F15	/BBM BBM LECM1 LECM1/	HB 2 A
F15	/BBM BBM LECM1 LECM1/	HL 1 A
F16	OPEN	AA 3 C
F16	OPEN	BY 0 A
F17	AUX SW 6	AA 0 C
F17	AUX SW 6	NA 4 A
F18	INT LAMP/ LECM 3 HVAC FAN	AA 1 C
F18	INT LAMP/ LECM 3 HVAC FAN	HB 3 A
F18	INT LAMP/ LECM 3 HVAC FAN	HL 3 A
F19	NEUTRAL POWER	AA 0 C
F19	NEUTRAL POWER	BI 4 A
F20	HORN	AA 2 B
F20	HORN	GQ 1 A
F21	OPEN	AB 3 B
F22	DCP OPEN R	AA 2 C
F22	DCP OPEN R	IF 3 A
F23	AUX. AUX.SW CUST./ SW	AB 0 C
F23	AUX. AUX.SW CUST./ SW	AQ 2 A
F24	DCP L OPEN	AA 1 C
F24	DCP L OPEN	IF 1 A
F25	TGW DCP	AB 3 D
F25	TGW DCP	IF 1 A
F26	DOME/ DOME/DOOR DOOR INT LAMPS	AA 1 C
F26	DOME/ DOME/DOOR DOOR INT LAMPS	IA 2 A
F27	LCM3	AA 3 B
F27	LCM3	GB 2 A
F28	CUST.	AA 3 C
F28	CUST.	AQ 1 A
F29	EFRC	AA 2 D
F29	EFRC	AC 2 A
F30	ULTRASHIFT	AB 3 B
F30	ULTRASHIFT	DB 3 A
F31	CUMMINS IGN	AB 3 B
F31	CUMMINS IGN	CE 2 A
F31	CUMMINS IGN	CL 0 A
F32	AUX. AUX.SW CUST./ SW	AB 1 C
F32	AUX. AUX.SW CUST./ SW	AQ 2 A
F33	CLU/AIR SOL/SW	AB 3 C
F33	CLU/AIR SOL/SW	AH 1 A
F33	CLU/AIR SOL/SW	FD 2 A
F33	CLU/AIR SOL/SW	FE 2 A
F34	OPEN	AB 0 C

REF	DESCRIPTION	PAGE
F34	OPEN	BY 2 A
F35	AUX SW 5	AB 4 C
F35	AUX SW 5	NA 3 A
F36	PEOPLENET QUALCOM/ TELEMATICS	AB 2 C
F36	PEOPLENET QUALCOM/ TELEMATICS	BE 2 A
F36	PEOPLENET QUALCOM/ TELEMATICS	BF 2 A
F36	PEOPLENET QUALCOM/ TELEMATICS	BG 1 A
F37	FUME DETECTOR	AB 2 C
F37	FUME DETECTOR	CM 0 A
F38	LECM MIRR. TEMP.	AB 2 C
F38	LECM MIRR. TEMP.	HB 3 A
F38	LECM MIRR. TEMP.	HL 3 A
F39	MCS	AA 4 D
F39	MCS	FH 1 A
F40	LCP/ LCM	AA 2 D
F40	LCP/ LCM	GA 0 A
F41	ABS	AA 1 B
F41	ABS	EA 2 A
F41	ABS	EC 2 A
F42	DISPLAY TTU	AA 4 B
F43	LECM2	AA 0 B
F43	LECM2	HB 2 A
F43	LECM2	HL 2 A
F44	KEY SW./ M-DRIVE START	AA 3 B
F45	OPEN	AB 3 B
F46	OPEN	AB 1 C
F47	BB IGN	AB 3 C
F47	BB IGN	BI 3 A
F48	HEATED WINDSHIELD	AB 1 C
F48	HEATED WINDSHIELD	IJ 2 A
F49	/LIFT AXLES LAMPS LAMPS/ LIFT REVERSE	AB 2 C
F49	/LIFT AXLES LAMPS LAMPS/ LIFT REVERSE	GG 1 A
F50	M-DRIVE	AA 3 C
F50	M-DRIVE	DA 1 B
F51	M-DRIVE	AA 4 C
F51	M-DRIVE	DA 1 B
F52	INSTRUMENT CLUSTER	AA 2 B
F52	INSTRUMENT CLUSTER	BA 0 A
F53	BBM	AB 1 B
F53	BBM	AG 0 B
F53	BBM	DP 0 A
F54	TRANS/ PARKER PTO	AB 1 B
F54	TRANS/ PARKER PTO	DA 1 A
F54	TRANS/ PARKER PTO	DF 1 A
F55	OPEN	AA 4 D
F56	BENDIX FUSION	AA 3 D
F56	BENDIX FUSION	JG 0 A
F57	SNOW PLOW LAMPS LH	AA 3 D
F57	SNOW PLOW LAMPS LH	GI 1 A
F58	SNOW PLOW LAMPS RH	AA 3 D

REFERENCES

REF	DESCRIPTION	PAGE
F58	SNOW PLOW LAMPS RH	GI 1 A
F59	SEAT SRS	AA 2 D
F59	SEAT SRS	JA 2 A
F60	HVAC FAN	AA 0 B
F60	HVAC FAN	HA 0 A
F61	LVD SENS/ VENDOR TTU	AA 1 B
F61	LVD SENS/ VENDOR TTU	BE 1 A
F61	LVD SENS/ VENDOR TTU	BF 1 A
F62	CB POWER	AB 0 C
F62	CB POWER	IK 1 A
F63	AUX AUX.SW CUST./ SW	AB 0 C
F63	AUX AUX.SW CUST./ SW	AQ 2 A
F64	OPEN	AB 2 C
F65	OPEN	AB 1 C
F66	M-DRIVE	AA 4 B
F66	M-DRIVE	DA 0 A
F67	OPEN	AA 4 B
F67	OPEN	BY 0 A
F68	RADIO Radio	AA 4 B
F68	RADIO Radio	KA 0 A
F68	RADIO Radio	KB 1 A
F69	VECU	AB 1 B
F69	VECU	AG 0 B
F70	PTO	AB 1 B
F70	PTO	AJ 1 A
F71	CENTER PIN HOT	AA 0 B
F71	CENTER PIN HOT	MD 0 A
F72	OPEN	AA 3 D
F73	ACC/ ECS SENSE/ SENSOR/ECS SIDE	AA 3 D
F73	ACC/ ECS SENSE/ SENSOR/ECS SIDE	EB 3 A
F73	ACC/ ECS SENSE/ SENSOR/ECS SIDE	JE 2 A
F74	OPEN	AA 4 D
F75	WIPER	AA 2 D
F75	WIPER	GP 0 A
F76	ISO 3731 PLUG	AA 1 B
F76	ISO 3731 PLUG	MD 3 A
F77	BENDIX FUSION	AA 4 B
F77	BENDIX FUSION	JG 0 A
F78	LCM2	AA 2 B
F78	LCM2	GB 2 B
F79	LCM4	AA 0 B
F79	LCM4	GB 3 B
F80	DIAGNOSTIC CONN	AA 2 B
F80	DIAGNOSTIC CONN	XA 4 A
F80	DIAGNOSTIC CONN	XF 3 A
F81	LCM1	AA 1 B
F81	LCM1	GB 2 A
F82	LCM6	AA 3 B
F82	LCM6	GB 3 A
F83	LCM5	AA 3 B

REF	DESCRIPTION	PAGE
F83	LCM5	GB 2 B
F84	POWER DOOR LOCKS	AA 1 B
F84	POWER DOOR LOCKS	IG 1 A
F85	TGW	AA 2 B
F85	TGW	BG 1 A
F86	ECS/ BEACON LAMPS	AA 3 B
F86	ECS/ BEACON LAMPS	EB 4 A
F86	ECS/ BEACON LAMPS	GJ 1 A
F87	CUST.	AA 0 B
F87	CUST.	AQ 2 A
F90	FUSE SPARE	NB 0 B
F90	FUSE SPARE	NC 0 B
F91	FUSE SPARE	NB 1 B
F91	FUSE SPARE	NC 1 B
F92	FUSE SPARE	NB 2 B
F92	FUSE SPARE	NC 2 B
F93	FUSE SPARE	NB 2 B
F93	FUSE SPARE	NC 2 B
F94	FUSE SPARE	NB 3 B
F94	FUSE SPARE	NC 3 B
F95	FUSE SPARE	NB 3 B
F95	FUSE SPARE	NC 3 B
FB08	FUSE METHANE DETECTION	CM 4 C
FB09	FUSE INVERTER	HI 1 B
FE1	TRAILER STOP RELAY	AC 0 B
FE1	TRAILER STOP RELAY	MA 2 A
FE2	RELAY TRAILER CLEARANCE	AC 1 B
FE2	RELAY TRAILER CLEARANCE	MA 2 A
FE3	RELAY TRAILER MARKER	AC 1 B
FE3	RELAY TRAILER MARKER	MA 3 A
FE4	EMS MAIN VOLVO/ CUMMINS	AC 2 C
FE4	EMS MAIN VOLVO/ CUMMINS	AG 2 A
FE5	ACM EMS	AC 2 C
FE5	ACM EMS	AG 3 A
FE5	ACM EMS	BP 1 A
FE6	VECU/ WATER IN FUEL SW/ ENG. BRAKE	AC 2 C
FE07	ENGINE EURO5	AC 2 C
FE8	EMS COM 1	AC 2 C
FE8	EMS COM 1	AG 3 A
FE9	EMS COMP 2	AC 3 C
FE9	EMS COMP 2	AG 4 A
FE10	TRAILER AUX/ABS	AC 3 C
FE10	TRAILER AUX/ABS	MA 3 B
FE11	ABS IGN	AC 3 C
FE11	ABS IGN	EA 2 A
FE11	ABS IGN	EC 2 A
FE12	FUEL HEAT	AC 3 C
FE12	FUEL HEAT	FA 4 A
FE13	AIR DRYER	AC 3 C
FE13	AIR DRYER	FA 2 A

REFERENCES

REF	DESCRIPTION	PAGE
FE14	TPM	AC 4 C
FE15	APADS	AC 4 C
FE15	APADS	HK 0 A
FE16	FAN FUEL COOLER	AC 4 C
FE17	FUSE CUMMINS AT	AD 2 D
FE17	FUSE CUMMINS AT	CF 3 A
FE18	CUMMINS ISX ISX-G ISX/	AD 1 B
FE19	AUTO TRANS: ALLISON/ EATON	AD 2 B
FE19	AUTO TRANS: ALLISON/ EATON	DB 4 A
FE19	AUTO TRANS: ALLISON/ EATON	DF 0 A
FE20	TRAILER LEFT TURN	AD 2 B
FE20	TRAILER LEFT TURN	MA 4 B
FE21	TRAILER RIGHT TURN	AD 2 B
FE21	TRAILER RIGHT TURN	MA 4 B
FE22	SPARE	AD 3 D
FE23	SPARE	AD 3 D
FE24	MCS SPARE	AD 3 D
FE24	MCS SPARE	FH 1 B
FE25	UREA HEATED LINES	AD 1 D
FE25	UREA HEATED LINES	CF 1 A
FEM01	FUSE, MAIN POWER	AQ 4 A
FEM03B	CIRCUIT BREAKER LIFT GATE	ND 2 C
FM03	FUSE CUMMINS GRID HEATER	CF 1 A
FM04	GND MEGA FUSE	AE 0 D
FT01	FUSE ACM	CC 0 B
FT01	FUSE ACM	CD 0 B
FT01	FUSE ACM	CN 0 B
FT02	Fuse Clutch Power	DB 1 D
FT03	FUSE DISCONNECT SOLENOID	AM 2 D
FT04	FUSE DISCONNECT SWITCH	AM 1 D
FT05	FUSE DCU	CE 3 B
FT06	FUSE CUMMINS UREA PUMP	CE 0 A
G01	Battery	AE 0 D
G01	Battery	AF 2 D
G01	Battery	AM 2 E
G01	Battery	AQ 4 C
G01	Battery	CC 0 A
G01	Battery	CD 0 B
G01	Battery	CE 4 B
G01	Battery	CM 4 C
G01	Battery	CN 0 A
G01	Battery	HI 1 B
G01	Battery	ND 2 E
G01_9_56	Battery Ring Battery 2	BL 2 B
G01_10_56	Battery 4	BL 3 B
G01_11_56	Battery Ring Battery 3	BL 3 B
G01_12_56	BATTERY 1	BL 2 B
G01B	Battery Ring Battery 2	BL 0 B
G01C	Battery Ring Battery 3	BL 1 C
G01D	Battery 4	BL 1 D

REF	DESCRIPTION	PAGE
G01E	BATTERY 1	BL 1 B
G02	ALTERNATOR	AE 2 A
G02	ALTERNATOR	AF 2 C
G03H	INVERTER 12VDC/120VAC	HI 0 B
G04	POWER DISTRIBUTION UNIT, 120VAC	HC 1 B
G04	POWER DISTRIBUTION UNIT, 120VAC	HI 2 B
H02A	HORN DUAL TONE 1	GQ 1 D
H03	Reverse warner, acoustic	GF 2 C
H16	METHANE FUME DETECTOR	CM 2 B
H17	METHANE DETECTION STATUS	CM 2 B
L2	FERRITE CHOKE ASSEMBLY	IJ 3 B
M01	Motor, windscreen wiper	GP 1 C
M02B	WINDSHIELD WASHER PUMP, VHD	GP 3 B
M04	MOTOR, STARTER	AE 1 A
M04	MOTOR, STARTER	AF 2 A
M04	MOTOR, STARTER	AM 2 A
M06DS	Motor, window winder driver side	IF 1 A
M06PS	Motor, window winder passenger side	IF 3 A
M41	Motor Pump, Urea	CE 2 C
M75	MOTOR AUX COOLING	IJ 4 D
M78AL	Mirror, motor adjustment, left	IF 2 D
M105DS	DOOR LOCK CONT ASSY D S	IF 1 D
M105PS	DOOR LOCK CONT ASSY P S	IF 3 D
M106DS	MIRROR MOTORS/ HEATERS D S	IF 0 C
M106PS	MIRROR MOTORS/ HEATERS P S	IF 4 C
M107	MOTOR AUX.FAN SLEEPER	IJ 3 C
OBD		XA 2 D
P03	INVERTER DISPLAY	HI 0 C
R01	Heater, engine preheat	AE 3 B
R01A	Heater Engine Preheat 110V	CA 0 D
R01B	Heater, engine preheat	CA 3 D
R01C	Heater, engine preheat	CF 0 B
R05	Heater, air dryer	FA 1 C
R08B	TERM RESISTOR	BY 2 D
R08B_BB	TERMINATING RESISTOR	BK 3 D
R08C	TERMINATING RESISTOR	XB 4 C
R08H	TERMINATING RESISTOR	KA 3 B
R08I	TERMINATING RESISTOR	CF 2 B
R08M	TERMINATING RESISTOR CAN-BUS	XA 0 C
R09	Heater, fuel filter	FA 4 C
R14	Termination resistor	CE 0 B
R15	Windscreen heater	IJ 3 D
R15L	HEATED WINDSHIELD LEFT	IJ 3 D
R15R	HEATER WINDSHIELD RIGHT	IJ 3 D
R19	Heater, Heated drain valve	FA 2 C
R21	Termination resistor	XA 0 B
R21_MCS	TERMINATING RESISTOR MCS OVERLAY	FH 1 C
R21A	TERMINATING RESISTOR DL10	XF 0 C
R21B	TERM RESISTOR	XF 2 B
R23	Heater, AdBlue hose, Red	CD 4 D

REFERENCES

REF	DESCRIPTION	PAGE
R29	Heater, fuel filter	CF 1 C
R29A	Heater, fuel filter	CC 4 E
R29A	Heater, fuel filter	CN 4 D
R30	Heater, fuel filter	CF 2 C
R31	Heater, NOxCare pump to injector hose	CF 1 C
R31A	Heater, fuel filter	CC 3 E
R31A	Heater, fuel filter	CN 3 D
R32	Heater, NOxCare injector to pump hose	CD 3 E
R34	Termination resistor	CD 2 A
R58L	Heater, rear-view mirror	IF 0 D
R58R	Heater, rear-view mirror	IF 3 D
R59L	Heater, rear-view mirror	IF 0 D
R59R	Heater, rear-view mirror	IF 4 D
R91	VDS CAN Termination	FH 2 D
RE01	RELAY, TRAILER STOP	AC 0 C
RE01	RELAY, TRAILER STOP	MA 2 B
RE02	RELAY TRAILER CLEARANCE	AC 1 C
RE02	RELAY TRAILER CLEARANCE	MA 2 B
RE03	RELAY TRAILER MARKER	AC 1 C
RE03	RELAY TRAILER MARKER	MA 3 B
RE04	EFRC RELAY, EMS	AC 2 C
RE04	EFRC RELAY, EMS	AG 2 B
RE05	EFRC RELAY, IGN	AC 2 C
RE06	RELAY CAND CONDITIONER	AD 3 B
RE06	RELAY CAND CONDITIONER	BP 2 B
RE07	VOLVO FUEL COOLER CUMMINS DEF MODE	AD 0 B
RE07	VOLVO FUEL COOLER CUMMINS DEF MODE	CE 1 B
RE08	CES SPARE	AD 2 D
RE08	CES SPARE	CF 3 B
RE09	UREA HEATER TANK TO PUMP	AD 0 D
RE09	UREA HEATER TANK TO PUMP	CF 1 B
RE10	UREA HEATER PUMP TO INJ.	AD 1 D
RE10	UREA HEATER PUMP TO INJ.	CF 1 B
RE11	UREA HEATER BACKFLOW	AD 1 D
RE11	UREA HEATER BACKFLOW	CF 2 B
RLY01	ACCESSORY POWER	AB 4 C
RLY02	RELAY RADIO WAKE	AB 3 E
RLY02	RELAY RADIO WAKE	KB 1 B
RLY03	NEUTRAL POWER	AA 0 D
RLY03	NEUTRAL POWER	BI 4 B
RLY04	VENDOR START ENABLE	AB 0 D
RLY04	VENDOR START ENABLE	CF 0 C
RLY04	VENDOR START ENABLE	CL 1 B
RLY05	RELAY CENTER PIN HOT	AB 0 E
RLY05	RELAY CENTER PIN HOT	MD 0 D
RLY06	RELAY ISO PIN HOT	AB 1 E
RLY06	RELAY ISO PIN HOT	MD 3 C
RLY07	RELAY SNOW PLOW RH	AB 2 A
RLY07	RELAY SNOW PLOW RH	GI 0 C
RLY08	LH PLOW REALY RELAY SNOW	AB 2 A

REF	DESCRIPTION	PAGE
RLY08	LH PLOW REALY RELAY SNOW	GI 1 C
RLY09	DOOR DOME	AA 1 D
RLY10	RELAY, CITY HORN	AA 2 B
RLY10	RELAY, CITY HORN	GQ 1 B
RLY11	RELAY START ENABLE	AB 2 B
RLY11	RELAY START ENABLE	AI 4 C
RLY12	RELAY HVAC BLOWER	AB 0 D
RLY12	RELAY HVAC BLOWER	HA 0 B
RLY13	RELAY SNOW PLOW LCM INPUT	AB 3 A
RLY13	RELAY SNOW PLOW LCM INPUT	GI 2 C
RLY14	RELAY LIFT AXLE/ REVERSE SIGNAL	AB 2 D
RLY14	RELAY LIFT AXLE/ REVERSE SIGNAL	GG 1 C
RLY15	RELAY ALLISON BODYBUILDER	AB 2 B
RLY15	RELAY ALLISON BODYBUILDER	DF 3 B
RLY16	RELAY ALLISON BODYBUILDER	AA 0 D
RLY16	RELAY ALLISON BODYBUILDER	DF 4 B
RLY17	POWER IGNITION 1	AB 0 B
RLY18	RELAY I-SHIFT POWER	AA 4 B
RLY18	RELAY I-SHIFT POWER	DA 1 B
RLY19	RELAY EMS 2	AB 1 B
RLY19	RELAY EMS 2	AG 1 B
RLY20	IGNITION+	AA 3 C
RLY21	OPEN	AB 1 D
RLY22	RELAY ECS POWER	AA 3 B
RLY22	RELAY ECS POWER	EB 4 B
RLY23	RELAY INTERMITTENT WIPER	AA 2 E
RLY23	RELAY INTERMITTENT WIPER	GP 1 B
RLY24	RELAY INTERMITTENT WIPER	AA 2 E
RLY24	RELAY INTERMITTENT WIPER	GP 0 B
RLY25	OPEN	AB 3 E
RLY26	OPEN	AB 1 E
RLY30	RELAY POWER & SW. 1 OPTION	NB 0 B
RLY30	RELAY POWER & SW. 1 OPTION	NC 0 B
RLY31	RELAY POWER & SW. 2 OPTION	NB 4 B
RLY31	RELAY POWER & SW. 2 OPTION	NC 4 B
RLY41	RELAY, PARK BRAKE	HB 4 C
RLY41	RELAY, PARK BRAKE	HL 4 C
RLY42A	RELAY GRID HEATER	CF 0 B
RLY60 MATE	RELAY FAN CONTROL	HK 0 C
RLYER5	RELAY METHANE DETECTOR	CM 0 C
RLYER6	RELAY METHANE DETECTOR	CM 1 B
S01	Switch, main lighting, selector type	GA 0 B
S04	SWITCH, CLIMATE FAN SELECTOR TYPE	HB 0 C
S04	SWITCH, CLIMATE FAN SELECTOR TYPE	HL 0 C
S05A	Switch, interior light, selector type	IC 3 C
S05A	Switch, interior light, selector type	ID 4 C
S05B	Switch, interior light, selector type	HD 0 D
S06	Stalk switch, windscreen wiper, selector	BA 2 A
S07	SWITCH ENG. BRAKE SEL. TYPE	AH 1 C
S08C	SW. SANDER LIGHT/SPREADER/ WORK	NB 3 C

REFERENCES

REF	DESCRIPTION	PAGE
S08D	SW. LOAD LIGHT/LH WING	NB 3 C
S08E	SW. STROBE LIGHT/LH POST	NB 0 C
S08F	SW. CHAIN LIGHT/HOPPER	NB 2 C
S08G	SW. ALTERNATING LIGHT/RH POST	NB 1 C
S08H	SW. TAILGATE/ RH WING	NB 2 C
S11E	SWITCH SUSP. CTRL. UP/DOWN	EB 3 D
S12	SWITCH, SNOWPLOW LAMP	GI 1 B
S15	Switch Key switch	AQ 1 B
S18	Switch, differential gear lock, front	AH 3 C
S24C	SWITCH ON/OFF ALLISON RETARDER	DE 4 B
S31	Switch, TCS (Traction Control System)	EA 3 B
S31	Switch, TCS (Traction Control System)	EC 3 B
S41	Switch, battery main switch control	AM 1 C
S041SB	SWITCH BUNK	HF 0 D
S041SL	SWITCH LH JAMB	HF 1 D
S041SR	SWITCH RH JAMB	HF 1 D
S43	Pressure switch, parking brake indicator	AI 0 D
S43A	SWITCH, PRESSURE PARK BRAKE, N.C.	DF 2 E
S43C	TRAILER PARK DETECTION SWITCH, N.C.	GA 2 B
S43D	SW. PRESS PARK BRAKE BODYBUILDER	BI 0 B
S45BB	VOLVO	BB 3 C
S45BC	ROCKWELL	BB 4 C
S48A	PRESS SW, BRAKELIGHT N/O	GB 2 D
S49	Position switch, reverse lamps, NO.	GG 0 B
S58	Position switch, clutch pedal, NO.	AI 1 B
S58B	Position switch, clutch pedal, NO.	AI 0 C
S59	Position switch, brake pedal, NO.	AI 1 C
S61A	POSITION SWITCH, SEAT BELT LOCK, N/O	IJ 0 D
S75	SWITCH, BEACON WARNING LIGHT	GJ 1 B
S80DS	SWITCH DRIVER DOOR CONT PANEL	IF 1 C
S80PS	SWITCH PASS. DOOR CONT PANEL	IF 3 C
S90A	SWITCH NEUTRAL CONTROL	FE 4 C
S90B	SW PRESS NEUTRAL CONTROL	FE 4 A
S94	SW 5TH WHL SLIDE	FE 3 B
S97	Switch, Inside/Outside Air cleaner	FE 0 C
S99	Switch, Adaptative Cruise Control	AH 2 B
S101	Switch Electric Clutch UltraShift Plus	DB 0 C
S115DS	SW. DRIVER SIDE DOOR	IA 3 C
S115PS	SW PASS. SIDE DOOR	IA 3 D
S130A	SWITCH AIR. SUSP.	FE 2 B
S137A	SWITCH PTO#1	FD 0 C
S137C	SWITCH PTO#2	AJ 3 B
S145	Switch, Red lighting lamp	IA 1 C
S145A	SWITCH RED REAR AMBIENT	HF 3 B
S169	Switch, Battery Main	AF 2 C
S169	Switch, Battery Main	AQ 4 B
S169	Switch, Battery Main	HI 1 A
S169A	SWITCH BATTERY BI-STABLE	AM 2 C
S171A	SWITCH GEAR LEVER I-SHIFT PUSH BUTTON	DA 1 D
S202	Switch, LDWS, Lane Departure Warning Sys	JG 1 B

REF	DESCRIPTION	PAGE
S212	Switch, Tail lift	EC 4 B
S234A	SWITCH, HEATED WINDSHIELD	IJ 2 B
S256A	SWITCH PTO 1	AJ 1 C
S283	Switch, interior light, storage, rear she	HH 2 C
S283RR	Switch, interior light, storage, rear she	ID 3 C
S330	SWITCH, PARK BRAKE AUXILLIARY	MD 0 D
S366DS	SW. FRONT DRIVER DOME LAMP	IB 2 D
S366DS	SW. FRONT DRIVER DOME LAMP	IC 1 D
S366DS	SW. FRONT DRIVER DOME LAMP	ID 1 C
S366PS	SW. FRONT PASS DOME LAMP	IB 3 D
S366PS	SW. FRONT PASS DOME LAMP	IC 2 D
S366PS	SW. FRONT PASS DOME LAMP	ID 2 C
S366R	SW CAB REAR DOME LAMP	IB 0 D
S366R	SW CAB REAR DOME LAMP	IC 0 D
S366R	SW CAB REAR DOME LAMP	ID 0 C
S369A	SW.IWDL 3RD AXLE ENGAGED	BB 0 B
S369F	SW.IWDL FRONT ENGAGED	BB 0 B
S369R	SW.IWDL REAR-REAR ENGAGED	BB 1 B
S370	SWITCH, AIR SUSP MANUAL CONTROL ON\OFF	EB 3 D
S371	SWITCH, DIFF LOCK EATON	BB 4 C
S372	SWITCH SET/RESUME	AH 0 C
S373	SWITCH INTERWHEEL DIFF. LOCK	AH 3 B
S374	SWITCH SPEED CONTROL	AH 1 B
S455A	SW. PUSH BUTT. START	AQ 0 D
S458	SWITCH SHUTDOWN OVERRIDE	AH 2 C
S459	SW 5TH WHL KING PIN LOCK AUX AIR #2	FD 3 B
S460A	SWITCH AUX AIR #1	FD 4 B
S461	SWITCH PWR. DIV LOCKOUT	FD 1 B
S462A	SWITCH CENTER PIN HOT SAE J560	MD 0 B
S462B	SWITCH HOT PIN ISO 3731	MD 2 B
S463	SWITCH AUX. FAN	IJ 4 B
S464A	SW 2 IGN FED	NA 1 B
S464B	SW 3 IGN FED	NA 1 B
S464C	SW 4 IGN FED	NA 2 B
S464D	SW 5 IGN FED	NA 3 B
S465A	SW 1 BATT FED	NA 0 B
S465B	SW 6 BATT FED	NA 4 B
S466B	SW BUNK	HD 3 D
S466L	SW LH JAMB	HD 3 D
S466R	SW RH JAMB	HD 4 D
S470A	SWITCH IGN.FEED TAIL GATE	NC 2 C
S470B	SWITCH IGN.FEED PWR FLOAT	NC 2 C
S470C	SWITCH IGN.FEED SPREADER	NC 3 C
S470D	SWITCH IGN.FEED SPARE IGN	NC 0 C
S470E	SWITCH IGN.FEED LOW OIL	NC 1 C
S470F	SWITCH IGN.FEED RR FLASHING	NC 3 C
S471	SWITCH AUX AXLE UP/DOWN	EB 4 D
S476	SWITCH FAN OVERRIDE	AH 1 B
S493	SWITCH BRAKE AUTO NEUTRAL	DF 3 D
S519	SWITCH PRE-TRIP LAMP INSPECTION	BA 3 A

REFERENCES

REF	DESCRIPTION	PAGE
SK141A	SPLICE PACK, ILLUMINATION	AH 1 A
SK141A	SPLICE PACK, ILLUMINATION	BA 3 A
SK141A	SPLICE PACK, ILLUMINATION	EA 3 A
SK141A	SPLICE PACK, ILLUMINATION	EC 3 A
SK141A	SPLICE PACK, ILLUMINATION	FD 2 A
SK141A	SPLICE PACK, ILLUMINATION	FE 3 A
SK141A	SPLICE PACK, ILLUMINATION	GB 2 A
SK141A	SPLICE PACK, ILLUMINATION	GJ 1 A
SK141A	SPLICE PACK, ILLUMINATION	NA 0 A
TC04	J560 PLUG, 7 PIN	MB 2 B
TC05	J560 PLUG, 7 PIN	MB 2 C
TC06	J560 PLUG, 7 PIN	MB 3 B
TC07	J560 PLUG, 7 PIN	MB 3 C
TC08	J560 RECEPTACLE WITH QCS2, 7 PIN	MB 0 D
V01	Diode	AI 1 B
V06	Diode	CM 0 C
V32	LED, indicator, LCS (Lane Change support)	BB 1 D
X06D_MATE	CONNECTOR BRAKE STATUS CONTROLLED INPUT	BH 1 C
X07A	12V,DASH PWR OUTLET	IK 0 B
X07B	12V,DASH PWR OUTLET	IK 0 C
X07F	SOCKET 12V	IK 2 C
X07G	SOCKET 12V	IK 2 C
X10	B+ pass through, Cab	AQ 3 B
X10	B+ pass through, Cab	DB 1 E
X11	Connector, Engine	CB 1 C
X11	Connector, Engine	CG 0 C
X11A	CONNECTORS CUMMINS ISXG ENGINE INTERFACE	CL 1 C
X18	Fusible Link	AE 1 E
X21A	Socket, Body builder connector	BK 0 E
X21B	Socket, Body builder connector	BN 2 D
X21C	Socket, Body builder connector	BN 1 D
X21D	Socket, Body builder connector	BN 0 D
X32	Terminal, Power option, 3 pole	MD 3 E
X34R	JUNCTION CB O-HEAD	IK 1 C
X34R3	CB RADIO O-HEAD	IK 1 C
X41	B+, EJB	AA 1 A
X41	B+, EJB	AB 0 A
X41	B+, EJB	AQ 3 B
X41A	EJB B+ LVD	AA 2 B
X41A	EJB B+ LVD	AB 4 B
X41A	EJB B+ LVD	AQ 3 D
X45	Receptacle Engine Heater 110V	CA 0 B
X62A	CONNECTOR LIFT GATE	ND 2 B
X66	Connector, USB, Audio	IK 3 B
X66B	USB PORT CHARGING	IK 4 C
X67	Connector, AUX, Audio	KA 3 B
X67	Connector, AUX, Audio	KL 3 C
X71	GROUND, ENGINE BLOCK, ALTERNATOR, PRE-HE	AE 2 C
X79		HE 1 B
X87	Connector, Cummins Crossover (14 way)	CF 4 D

REF	DESCRIPTION	PAGE
X89	Connector, Water-in-fuel Sensor	CF 0 C
X109L	Jump Start Cable Stud	AE 1 C
X109L	Jump Start Cable Stud	AF 2 B
X115D	Contact reel	BA 2 A
X115D	Contact reel	BB 1 B
X117	Junction Box (1er)	AQ 1 C
X137A	STUD CAB GROUND	AE 3 D
X137B	CAB GND STUD	AE 2 D
X145	Connector, USB	KM 2 B
X146A	CONNECTOR CUMMINS CES	CF 2 D
X181	GROUND FIFTH WHEEL	AE 2 D
X194	CONNECTOR,TGW BODYBUILDER INTERFACE	BG 2 E
X197	CONNECTOR EATS	CC 1 B
X197B	CONNECTOR EATS	CN 1 A
X198	STUD ENGING BLOCK	CL 3 B
X207	STUD FRAME RAIL	AE 1 E
X208	SPLICE PACK GND	AE 4 B
X208	SPLICE PACK GND	AH 2 D
X208	SPLICE PACK GND	AJ 2 C
X208	SPLICE PACK GND	EA 4 C
X208	SPLICE PACK GND	EC 3 C
X208	SPLICE PACK GND	FD 2 C
X208	SPLICE PACK GND	FE 1 C
X208	SPLICE PACK GND	GJ 2 C
X208	SPLICE PACK GND	NA 1 E
X209	GND JUNCTION	AE 3 E
X210	JUNCTION STARTER CABLES	AM 2 B
X210A	AUX CONNECTOR	BI 3 C
X210A	AUX CONNECTOR	BK 0 A
X210A	AUX CONNECTOR	BN 0 B
X210B	AUX CONNECTOR	BI 2 B
X210B	AUX CONNECTOR	NA 3 C
X210B	AUX CONNECTOR	NB 3 D
X210B	AUX CONNECTOR	NC 2 D
X210C	AUX CONN	NA 0 D
X212	RECEPTACLE, LECM PANEL	HC 3 D
X212	RECEPTACLE, LECM PANEL	HI 4 D
X214	RS 232 PORT	JG 4 C
X214	RS 232 PORT	JH 3 D
X216	CONNECTOR BODYBUILDER OVERLAY	BI 0 C
X216	CONNECTOR BODYBUILDER OVERLAY	BK 3 A
X216	CONNECTOR BODYBUILDER OVERLAY	BN 3 B
X218	QUALCOM OMNIVISION PREP KIT	BF 2 C
XC1	STUD CAB GROUND	BN 1 C
Y09	Solenoid valve, differential lock, front	AI 2 D
Y11	Solenoid valve unit, ABS, lhs. front	EA 1 B
Y11	Solenoid valve unit, ABS, lhs. front	EC 1 B
Y12	Solenoid valve unit, ABS, front right	EA 0 B
Y12	Solenoid valve unit, ABS, front right	EC 0 B
Y13	Solenoid valve unit, ABS, lhs. front	EA 2 E

REFERENCES

REF	DESCRIPTION	PAGE
Y13	Solenoid valve unit, ABS, lhs. front	EC 1 B
Y14	Solenoid valve unit, ABS, rear right	EA 1 E
Y14	Solenoid valve unit, ABS, rear right	EC 0 E
Y15	Solenoid valve unit, ABS, lhs. 3:rd axle	EA 4 E
Y15	Solenoid valve unit, ABS, lhs. 3:rd axle	EC 2 D
Y16	Solenoid valve unit, ABS, rhs. 3:rd axle	EA 3 E
Y16	Solenoid valve unit, ABS, rhs. 3:rd axle	EC 2 D
Y18G	SOLENOID TRANS. PTO 1	DA 3 B
Y18G	SOLENOID TRANS. PTO 1	DP 1 D
Y18H	SOLENOID TRANS PTO 2	DA 3 B
Y18H	SOLENOID TRANS PTO 2	DP 2 D
Y25A	SOLENOID, LEVEL CONTROL DRIVE AXLES	EB 1 B
Y29	Solenoid valve unit, trailing axle	EB 2 B
Y35	Solenoid, Engine Fan	CB 2 B
Y35	Solenoid, Engine Fan	CE 1 B
Y35	Solenoid, Engine Fan	CL 3 D
Y35E	SOLENOID ENGINE FAN E-VISCO	CL 4 D
Y42	Clutch, magnetic, air conditioning compr	HA 3 C
Y51	SOLENOID VALVE AIR DRYER	FA 3 C
Y51 A	AIR DRYER	FA 1 C
Y51C	SOLENOID VALVE RH AIR DRYER	FA 2 C
Y57	SOLENOID VALVE, TRAC CONTROL	EA 1 E
Y57B	SOLENOID VALVE DA TRACTION HSA CPC	EC 3 D
Y57C	SOLENOID VALVE SA TRACTION HSA	ED 0 B

REF	DESCRIPTION	PAGE
Y64	Solenoid, Retarder Air Accumlator	DE 1 C
Y80B	Solenoid valve, AdBlue dosing unit	CD 3 E
Y81	Solenoid valve, urea heating tank	CC 2 D
Y81	Solenoid valve, urea heating tank	CD 2 D
Y81	Solenoid valve, urea heating tank	CN 2 D
Y81A	Solenoid valve, urea heating tank	CF 1 C
Y100	SOLENOID VALVE TRAILER ABS ESP	ED 4 C
Y106	Solenoid valve, Hill Assist brake applica	EC 3 D
Y186	SOLENOID VALVE EXTENSION UNIT	DA 4 C
Y197	CHASSIS SOLENOID PACK	FD 1 D
Y197	CHASSIS SOLENOID PACK	FE 1 D
Z01	VEHICLE DIAGNOSTICS	XA 0 B
Z02	TRAILER CONNECTION, 7-POLE UNIT, 24N	MA 3 D
Z10	ONBOARD DIAGNOSTIC CONNECTOR VENDOR ENGIN	XF 2 D
Z11	BODY BUILDER RELS CONNECTOR	BH 4 C
Z13	OPTION CONNECTOR, SNOWPLOW LIGHTS	GI 0 D
Z17	RECEPTACLE, 120VAC	HC 1 D
Z17	RECEPTACLE, 120VAC	HI 1 C
Z18	RECEPTACLE, D.S. CABINET	HC 1 D
Z18	RECEPTACLE, D.S. CABINET	HI 3 C
Z19	RECEPTACLE, P.S. CABINET	HC 2 D
Z19	RECEPTACLE, P.S. CABINET	HI 3 C
Z20	RECEPTACLE, UNDER BUNK/ TABLE	HC 2 C
Z20	RECEPTACLE, UNDER BUNK/ TABLE	HI 4 D