

E

D

C

B

A

Engineering Release  
Notice (ERN)

Location

Change Description

A = Added  
D = Deleted

W = Was

Document Release Status

D-18639-60

See DCN

Date  
**RELEASED**

Modification Count

**WIRING DIAGRAM INDEX**

NAME	DESCRIPTION	PAGE
AA	POWER DISTRIBUTION FRC 1/2	3
AB	POWER DISTRIBUTION FRC 2/2	4
AC	POWER DISTRIBUTION EFRC 1/2	5
AD	POWER DISTRIBUTION EFRC 2/2	6
AE	GROUNDING	7
AF	STARTING AND CHARGING	8
AG	VEHICLE ECU 1/3 EMS POWER CONTROL	9
AH	VEHICLE ECU 2/3	10
AI	VEHICLE ECU 3/3	11
AJ	PTO SWITCH	12
AQ	POWER DISTRIBUTION / KEY SWITCH	13
BA	INSTRUMENT CLUSTER 1/2	14
BB	INSTRUMENT CLUSTER 2/2	15
BG	TELEMATICS GATEWAY GPS	16
BH	ALLISON BODY BUILDER INTERFACE ALLISON 2	17
BI	BODY BUILDER CAB INTERFACE	18
BJ	ALLISON BODY BUILDER INTERFACE ALLISON 3	19
BL	BATTERY BUSSING	20
BM	BODYBUILDER WIRING INFRAME CONNECTIONS A	21
BN	BODY BUILDER WIRING INFRAME CONNECTIONS	22
BY	TMC RP 1226 CONNECTORS	23
CA	ENGINE BLOCK HEATER	24
CE	ENGINE CONTROL CUMMINS B SERIES US21 1/3	25
CF	ENGINE CONTROL CUMMINS B SERIES US21 2/	26
CG	ENGINE CONTROL CUMMINS B SERIES US21 3/3	27
DE	TRANSMISSION CONTROL ALLISON 2000 SERIES	28
DF	TRANSMISSION CONTROL ALLISON 2000 SERIES	29
DG	TRANSMISSION CONTROL ALLISON 3000 SERIES	30
DH	TRANSMISSION CONTROL ALLISON 3000 SERIES	31

NAME	DESCRIPTION	PAGE
EC	ABS CONTROL BENDIX	32
FA	AIR DRYER/HEATED FILTER	33
FD	CHASSIS SOLENOIDS 1/2	34
FE	CHASSIS SOLENOIDS 2/2	35
GA	LIGHTING CONTROL 1/2	36
GB	LIGHTING CONTROL 2/2	37
GC	CLEARANCE LAMPS	38
GD	DRIVING/SIGNAL LIGHTS: MEDIUM DUTY	39
GF	TAIL LAMPS W/ ALARM ALLISON 2000	40
GG	LIGHT CONTROL - BACK UP LAMPS	41
GH	TAIL LAMPS W/ ALARM ALLISON 3000	42
GP	WINDSHIELD WIPER/WASHER	43
GQ	HORN	44
HA	CLIMATE CONTROL	45
IA	COURTESY LIGHTS - DRIVING COMPARTMENT	46
IF	POWER WINDOWS/MIRRORS/LOCKS	47
IK	AUX POWER /USB CHARGING/SPARE FUSES	48
IL	COURTESY LAMPS-MEDIUM DUTY	49
KA	AUDIO SYSTEM - DAYCAB	50
KD	AUDIO SYSTEM - BLUETOOTH	51
MA	BODY BUILDER WIRING EFRC ALLISON 2000	52
MB	BODY BUILDER WIRING EFRC ALLISON 3000	53
NA	J1587 AND ILLUM OPTIONS	54
ND	POWER LIFTGATE BODYBUILDER SUPPLIED	55
XA	DIAGNOSTICS 1/4 (DL4-J1587 )	56
XB	DIAGNOSTICS 2/4 (CAB DL1 - J1939)	57
XD	DIAGNOSTICS 3/4 (CHASSIS DL1 - 1939)	58
XF	DIAGNOSTICS CUMMINS B SERIES (DL10) 4/4	59

The copying, distribution and utilization of this document as well as the communication of its contents to others without expressed authorization is prohibited. Offenders will be held liable for payment of damages. All rights reserved in the event of the grant of a patent, utility model or ornamental design registration.

Document title

**PCE6 MACK SCHEMATIC**

The legal owner of this document is as stated under "Design Location" in KOLA and in the associated "Part Version Report"

Document type

**PRODUCT SCHEMATICS**

Document No

**24197318**

Issue

**01**

Volume

**1 (2)**

Sheet No

**1 (59)****VOLVO**

Group Trucks Technology

E

D

C

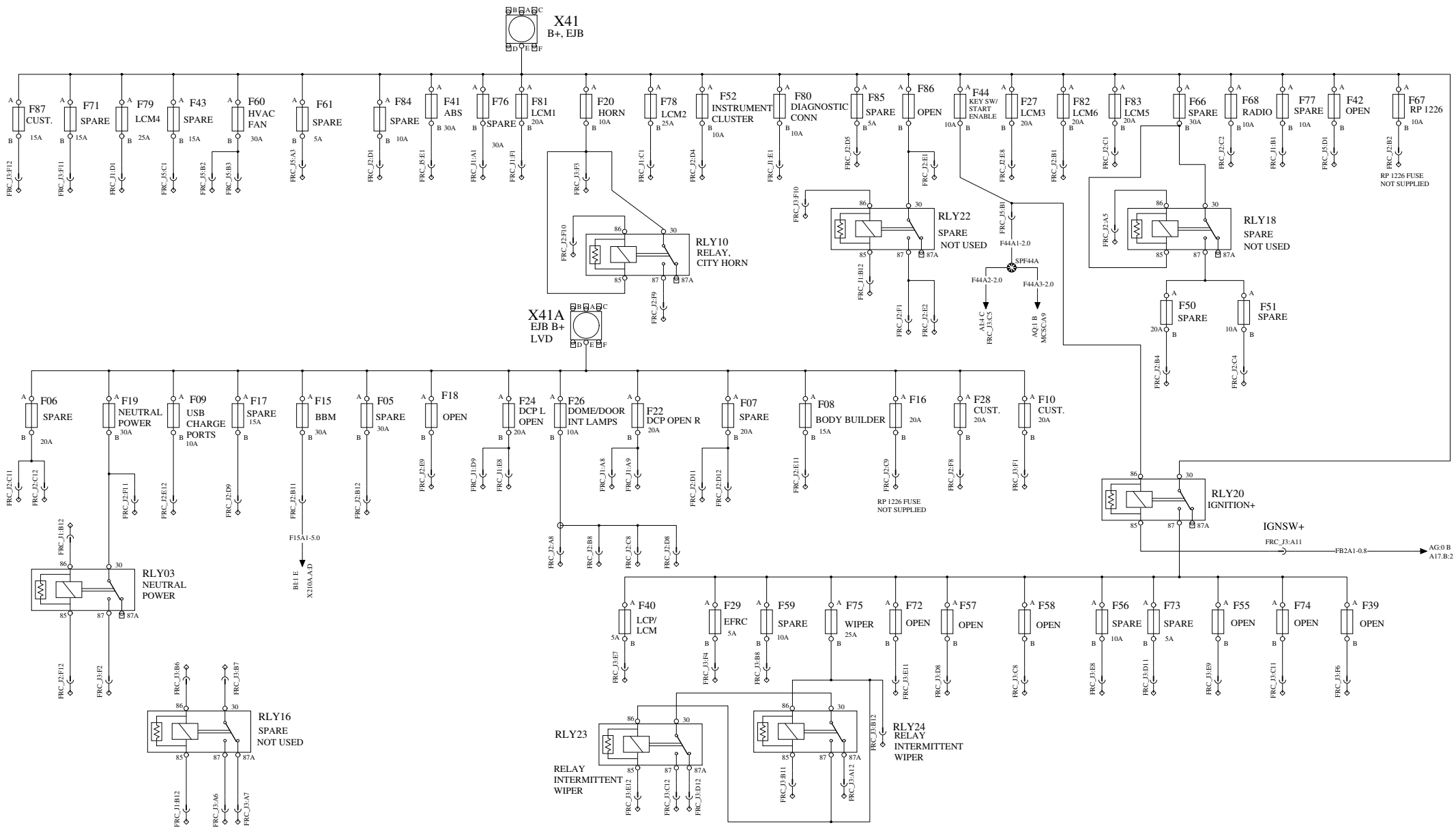
B

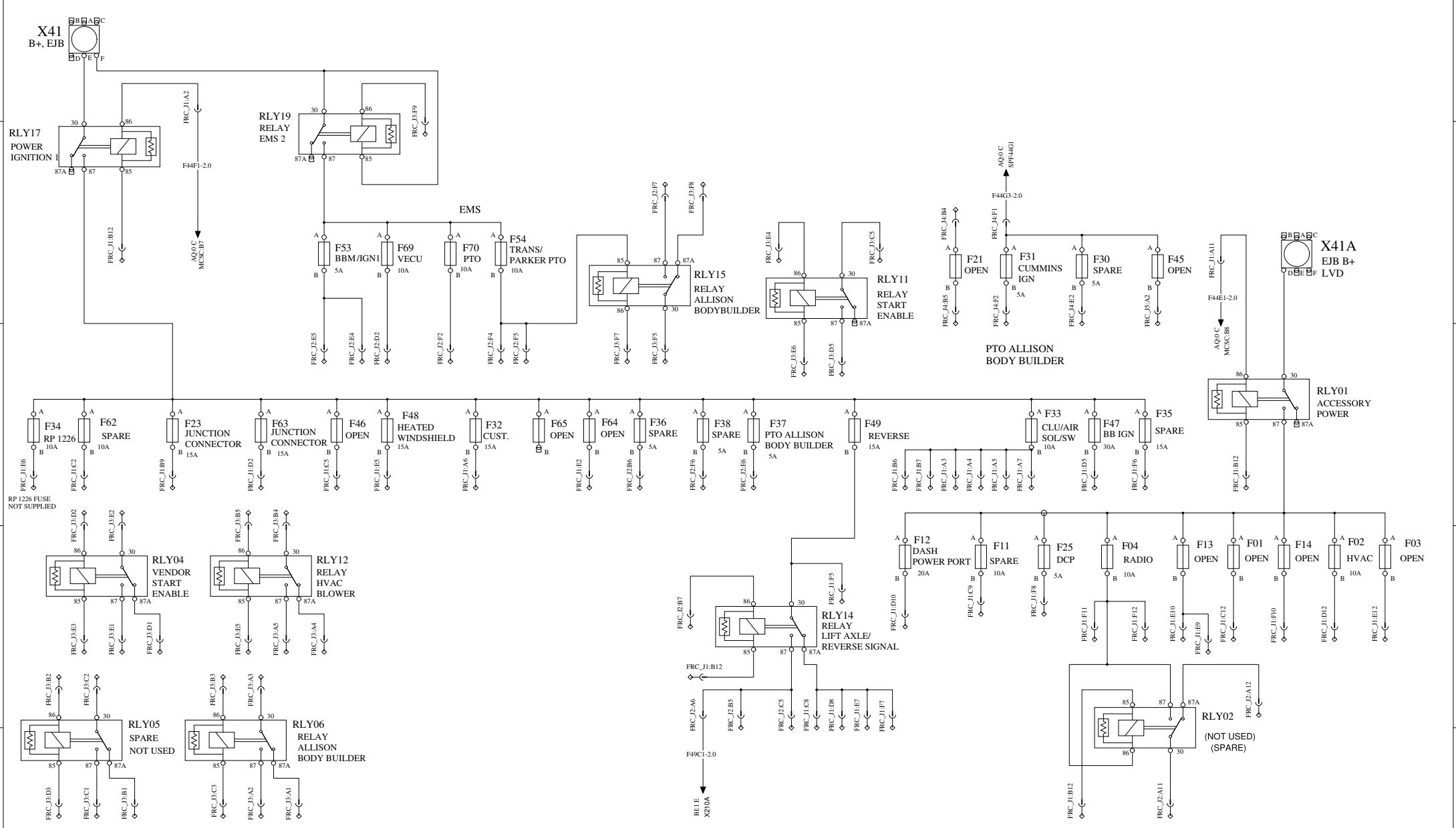
A

## ABBREVIATION LIST, 12V

SHELL CAVITY	HARNESSES	WHERE USED
AAC_DT	DASH OVERLAY	AUX AUDIO
AAC_TS	SLEEPER OVERLAY	AUX AUDIO
ABS_X1	MAIN CAB	ABS JUMPER
ABS_X2	MAIN CAB	ABS JUMPER
ABS_X3	MAIN CAB	ABS JUMPER
ACLD	FUSION A PILLAR	LANE DEPARTURE
AF_AFR	DASH OVLY	AUX COOLING FAN
ALLISON	AUTOTRANS TRANS	ALLISON
AT_CAB_TRANS	MAIN CAB	TRANSMISSION
AUX_SW_PWR	MAIN CAB	MISC SW_PWR
BB_CAB	BODY_BUILDER_CAB	BODY_BUILDER_CHASSIS
BBCBBC	BODY_BUILDER_CAB	BODY_BUILDER_CHASSIS
BBM_1939	MAIN CAB	BODY_BUILDER_CAB
BBTR	BODY_BUILDER_CHASSIS	BB_INTERCONNECTION
BOCLPL	SLEEPER	BACK_OF_CAB_LAMP
BOCLPR	SLEEPER	BACK_OF_CAB_LAMP
DSFC	DS_HARNESSES	REAR_CHASSIS_EXTENSION
EFRC	FRONT_CHASSIS	FUSE_RELAY_CENTER
ESFC	FRONT_CHASSIS	ECS_OVERLAY
FCAC	FRONT_CHASSIS	APADS
FCAE2	FRONT_CHASSIS	BATTERY_PWR
FCCE	FRONT_CHASSIS	REAR_CHASSIS_EXTENSION
FCCL	FRONT_CHASSIS	COOLANT_LEVEL
FCCUT4	FRONT_CHASSIS	UREA_TANK
FCEGO	FRONT_CHASSIS	STANTION_HARNESSES
FCEIC	FRONT_CHASSIS	UREA_DOSING
FCEN	FRONT_CHASSIS	ENGINE
FCFA	FRONT_CHASSIS	ANTENNA
FCHL	FRONT_CHASSIS	HEADLIGHTS_LEFT
FCHLR	FRONT_CHASSIS	HEADLIGHTS_RIGHT
FCRE	TAIL_LAMP_EXT	TAIL_LAMP_EXTENSION
FCTR	FRONT_CHASSIS	TRANSMISSION
FCUT	UREA_TANK	UREA_TANK_EXTENSION
FCWB	FRONT_CHASSIS	WASHER_BOTTLE
FRC_J1	MAIN CAB	FUSE_RELAY_CENTER
FRC_J2	MAIN CAB	FUSE_RELAY_CENTER
FRC_J3	MAIN CAB	FUSE_RELAY_CENTER
FRC_J4	MAIN CAB	FUSE_RELAY_CENTER

SHELL CAVITY	HARNESSES	WHERE USED
FRC_J5	MAIN CAB	FUSE_RELAY_CENTER
FUSEXT	FUSION A PILLAR	LANE DEPARTURE EXTENSION
HLSO	HEADLINER	COURTESY LIGHTS
HOOKUPLP	MAIN CAB	HOOKUP LAMPS
ILLUM_OPT	MISC SWITCH	OPTIONAL ILLUMINATION
MCABS	MAIN CAB	ABS
MCACC	MAIN CAB	OVERLAY_ACC
MCAF	MAIN CAB	AUX_FAN
MCBBM	MAIN CAB	PTO
MCDIAG	MAIN CAB	DIAGNOSTICS
MCDL	MAIN CAB	DOOR-L
MCDR	MAIN CAB	DOOR-R
MCES	MAIN CAB	ECS_OVERLAY
MCFC	MAIN CAB	FRONT_CHASSIS
MCFH	MAIN CAB	SLEEPER
MCHL	MAIN CAB	HOOKUP LAMPS
MCME	MAIN CAB	METHANE
MCOF1	MAIN CAB	ROOF
MCOF2	MAIN CAB	ROOF
MCOF2A	MAIN CAB	SPEAKER
MCOF2B	ROOF	SPEAKER
MCOF3	MAIN CAB	ROOF
MCOF5	METHANE	ROOF
MCQP	MAIN CAB	QUALCOMM PEOPLENET
MCSC	MAIN CAB	STEERING COLUMN
MCSEM	MAIN CAB	INFOTAINMENT
MCTR	MAIN CAB	TRANSMISSION
PB_START	PBSTART_HARNESSES	ENGINE_START
RCECS	CHASSIS ECS OVERLAY	ECS
RCSP	FRONT_CHASSIS	SOLENOID_PACK
RFHL	ROOF	ROOF HEADLINER
RFRS	ROOF	RADIO SHELF
ROMJ	ROOF	METHANE JUMPER
SFSR	SLEEPER_FRONT	SLEEPER_REAR
SLOB	SLEEPER	OVERHEAD BUNK
SLRFHL	ROOF	HEADLINER
TLBU	TAIL_LAMP	BACKUP_ALARM
TLRE	TAIL_LAMP	TAIL_LAMP_EXTENSION

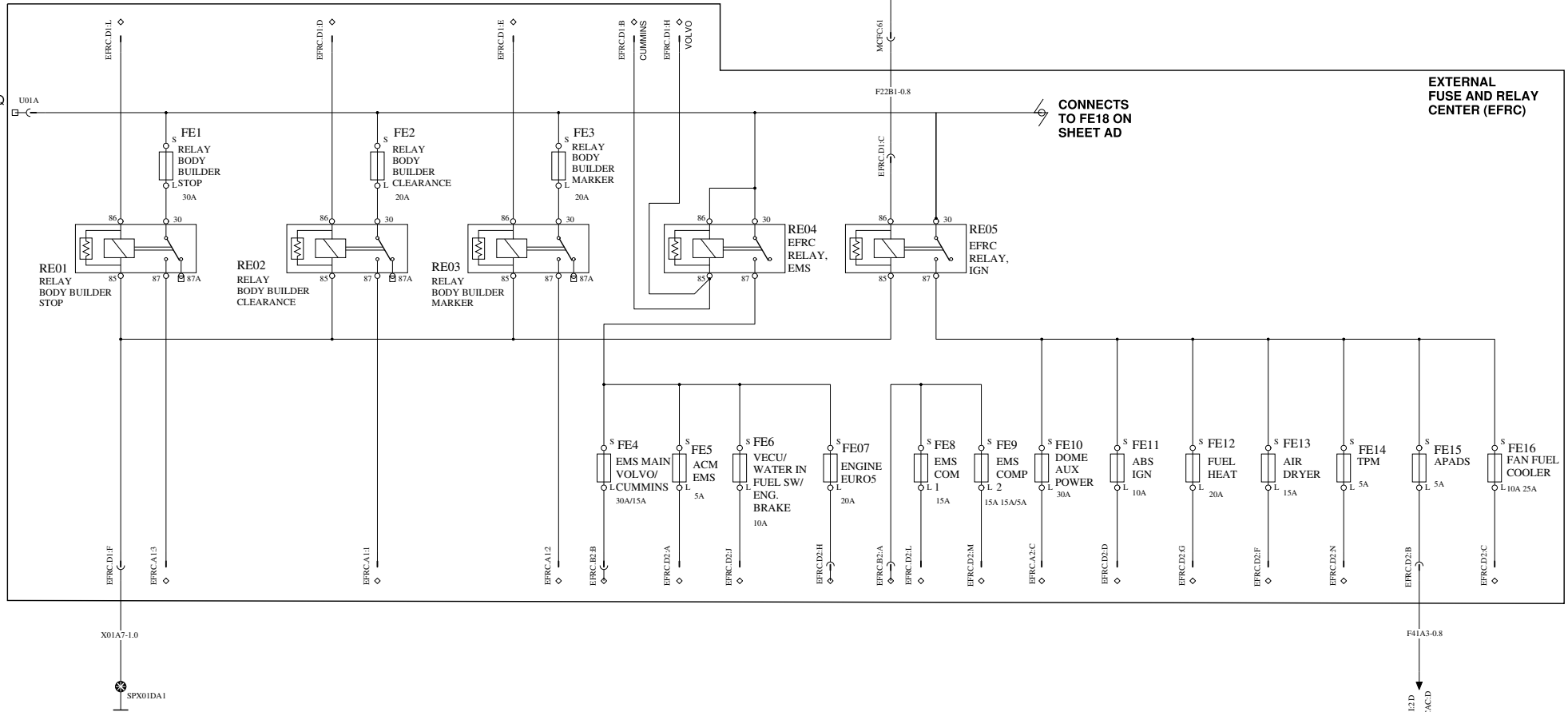




Volvo Truck Corporation	Document title PCE6 MACK SCHEMATIC	Document No	Issue	Volume	Page
	Document type PRODUCT SCHEMATIC	24197318	01	1 (2)	4 (59)

IGN —————

SEE SHEET AQ  
CONNECTION  
TO X10 STUD



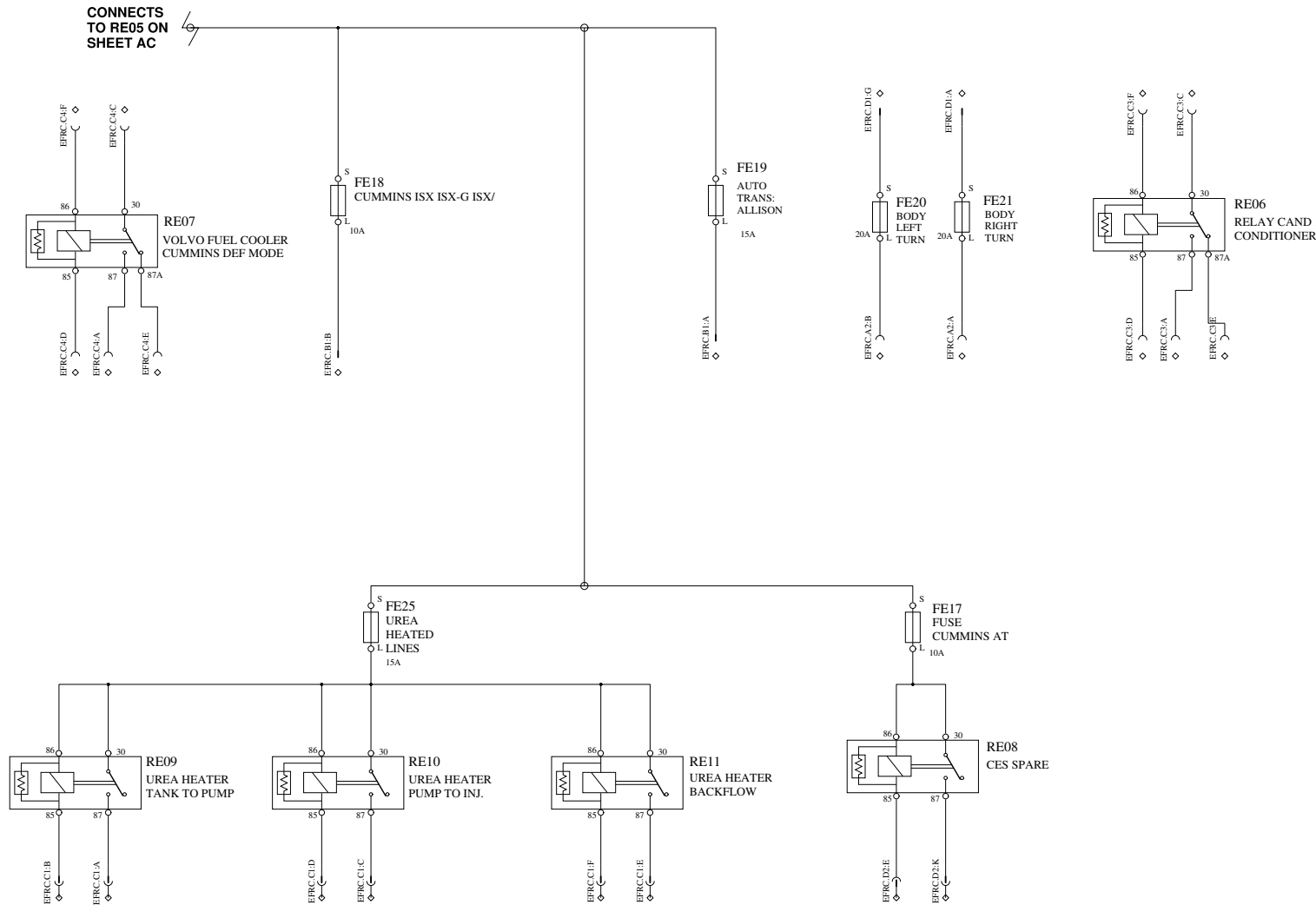
CONNECTS TO FE18 ON SHEET AD

EXTERNAL FUSE AND RELAY CENTER (EFCR)

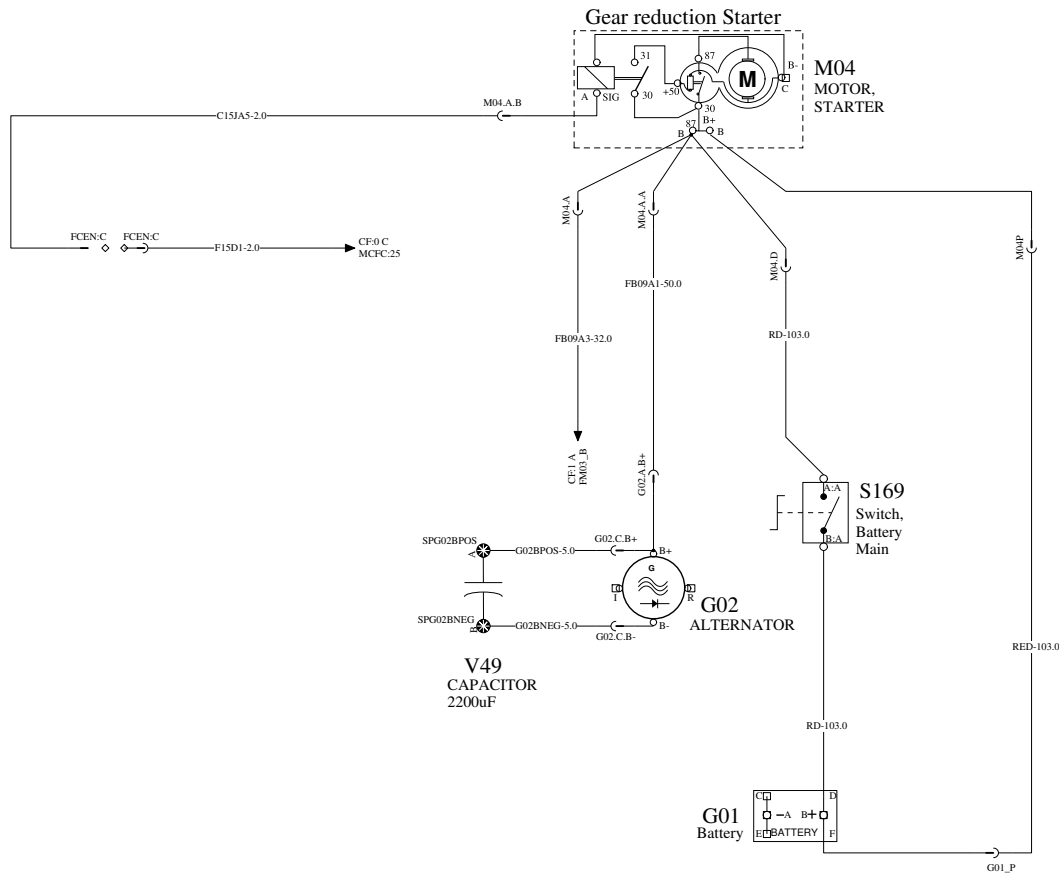
X01A7-1.0  
SPX01DA1

F41A3-0.8  
A12 D  
FCACD

Document title PCE6 MACK SCHEMATIC	Document No 24197318	Issue 01	Volume 1 (2)	Page 5 (59)
Document type PRODUCT SCHEMATIC				



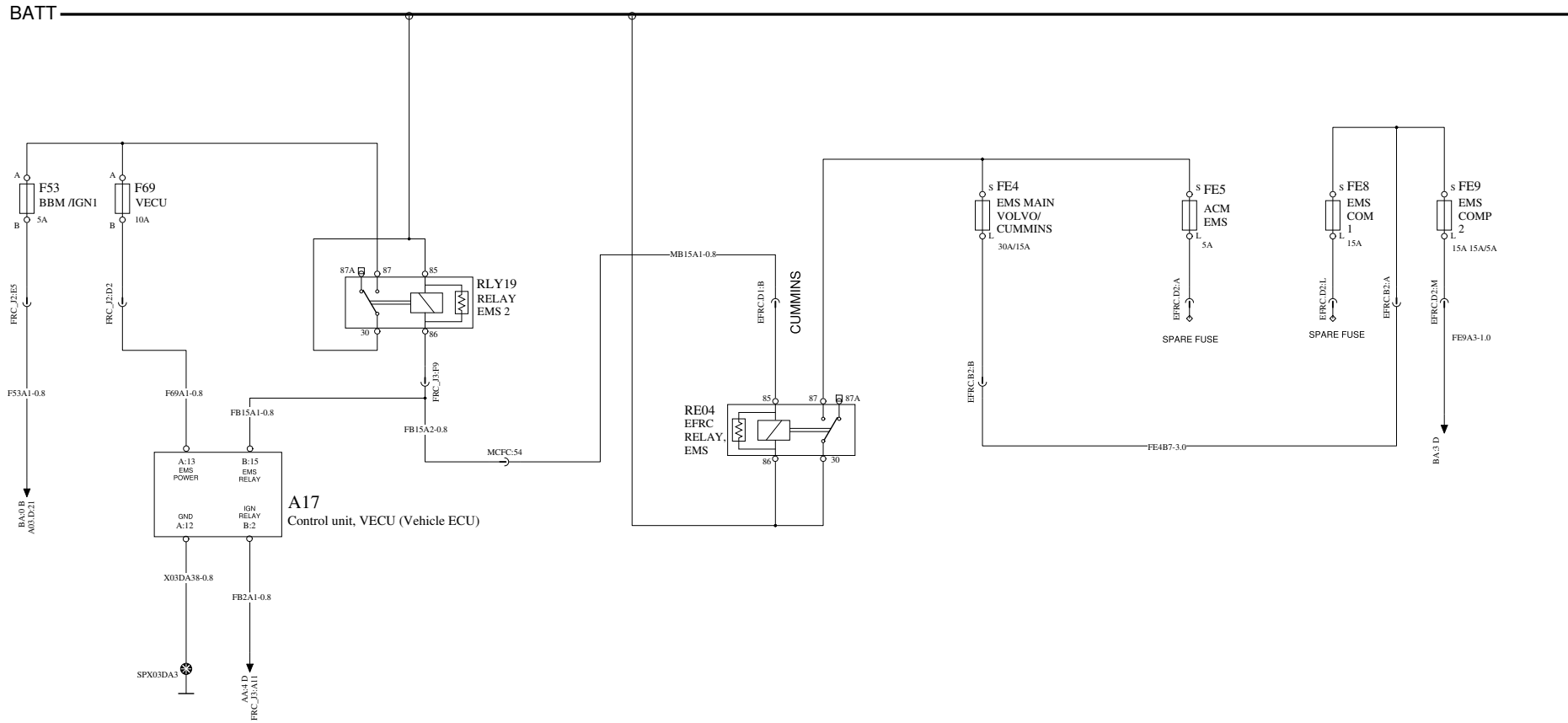


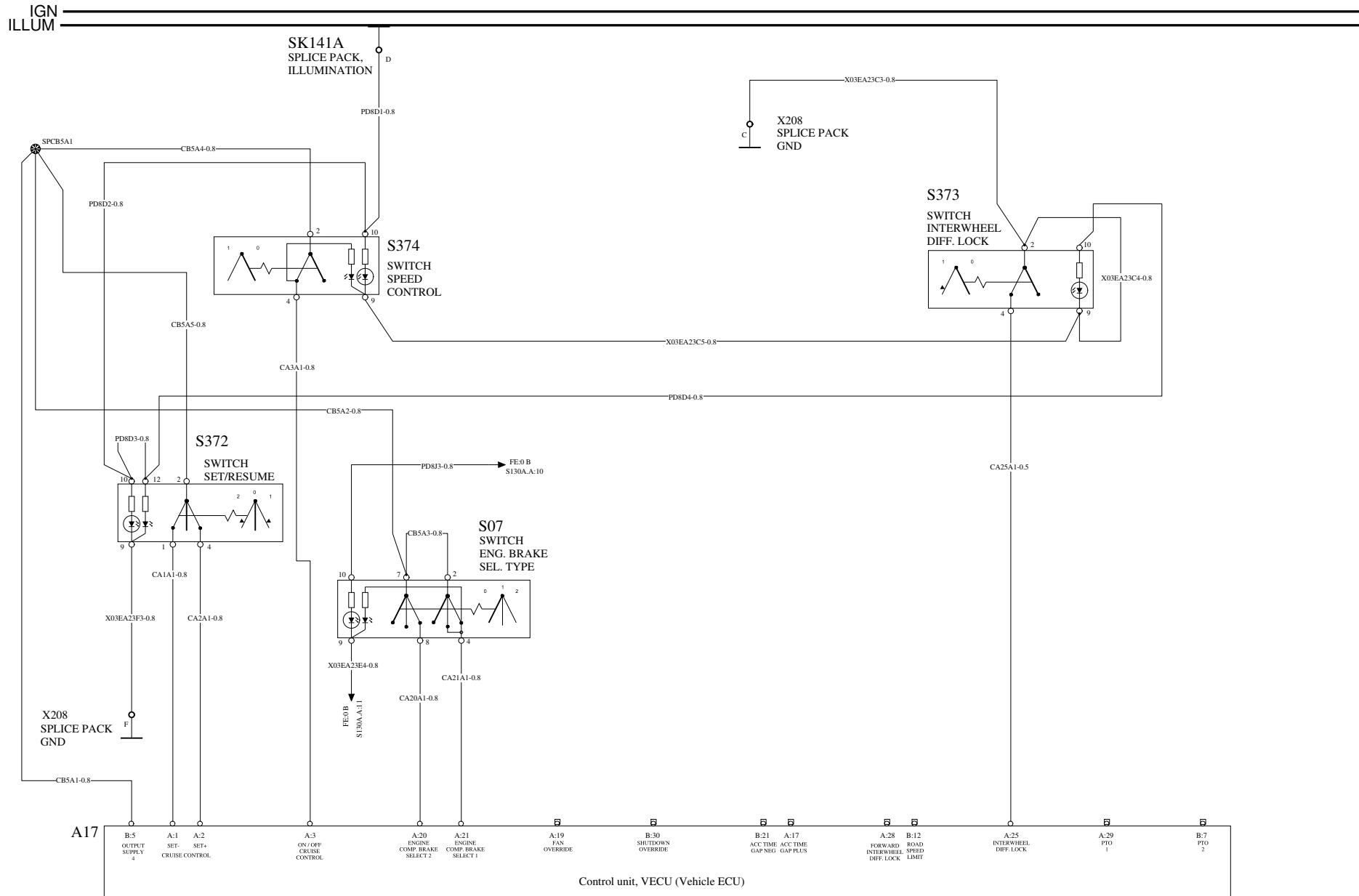




VEHICLE ECU 1/3 EMS POWER CONTROL

WIRING DIAGRAM: AG

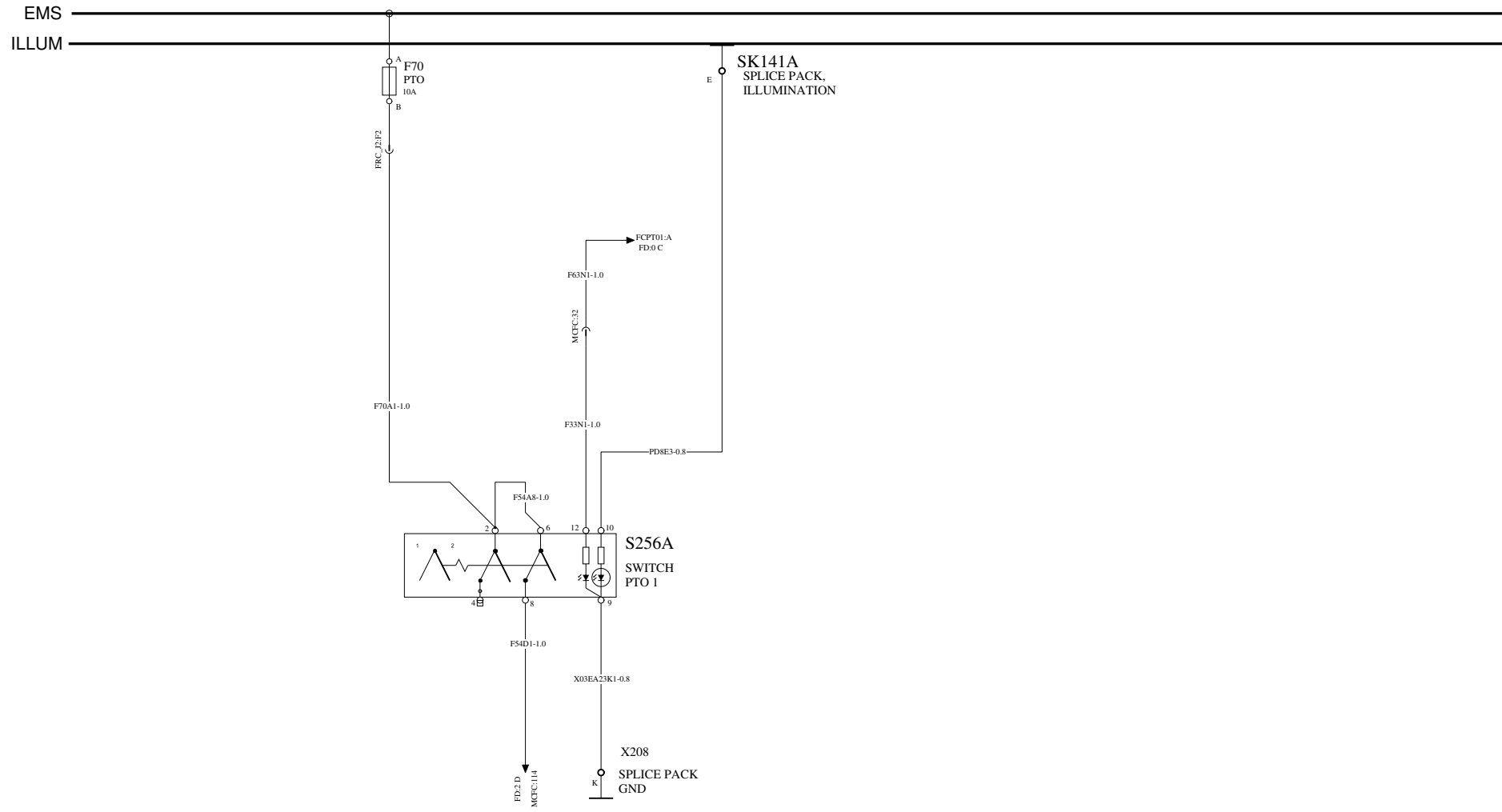






PTO SWITCH

WIRING DIAGRAM: AJ



Volvo Truck Corporation

Document title  
PCE6 MACK SCHEMATIC

Document type  
PRODUCT SCHEMATIC

Document No

24197318

Issue

01

Volume

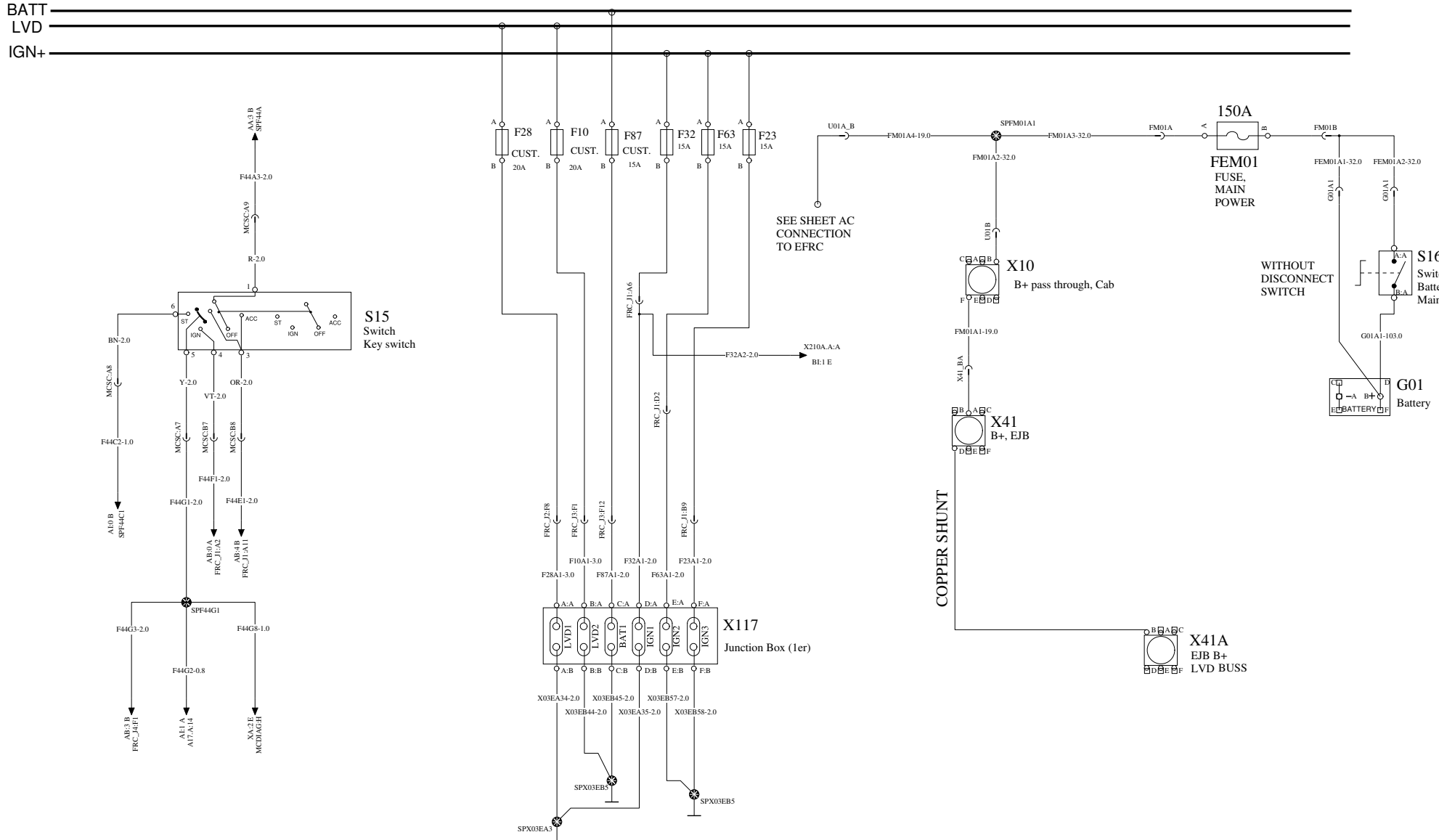
1 (2)

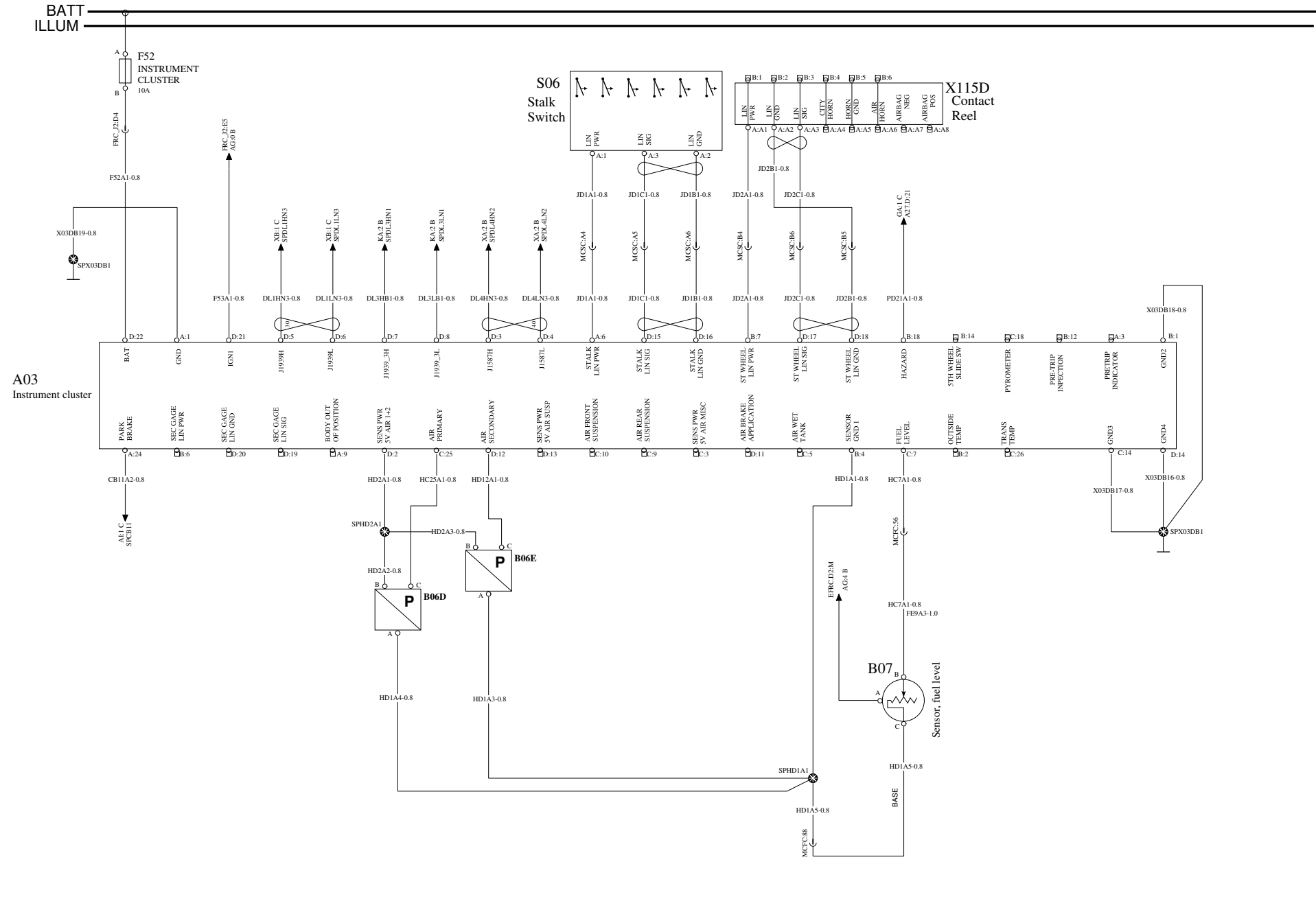
Page

12 (59)

POWER DISTRIBUTION / KEY SWITCH

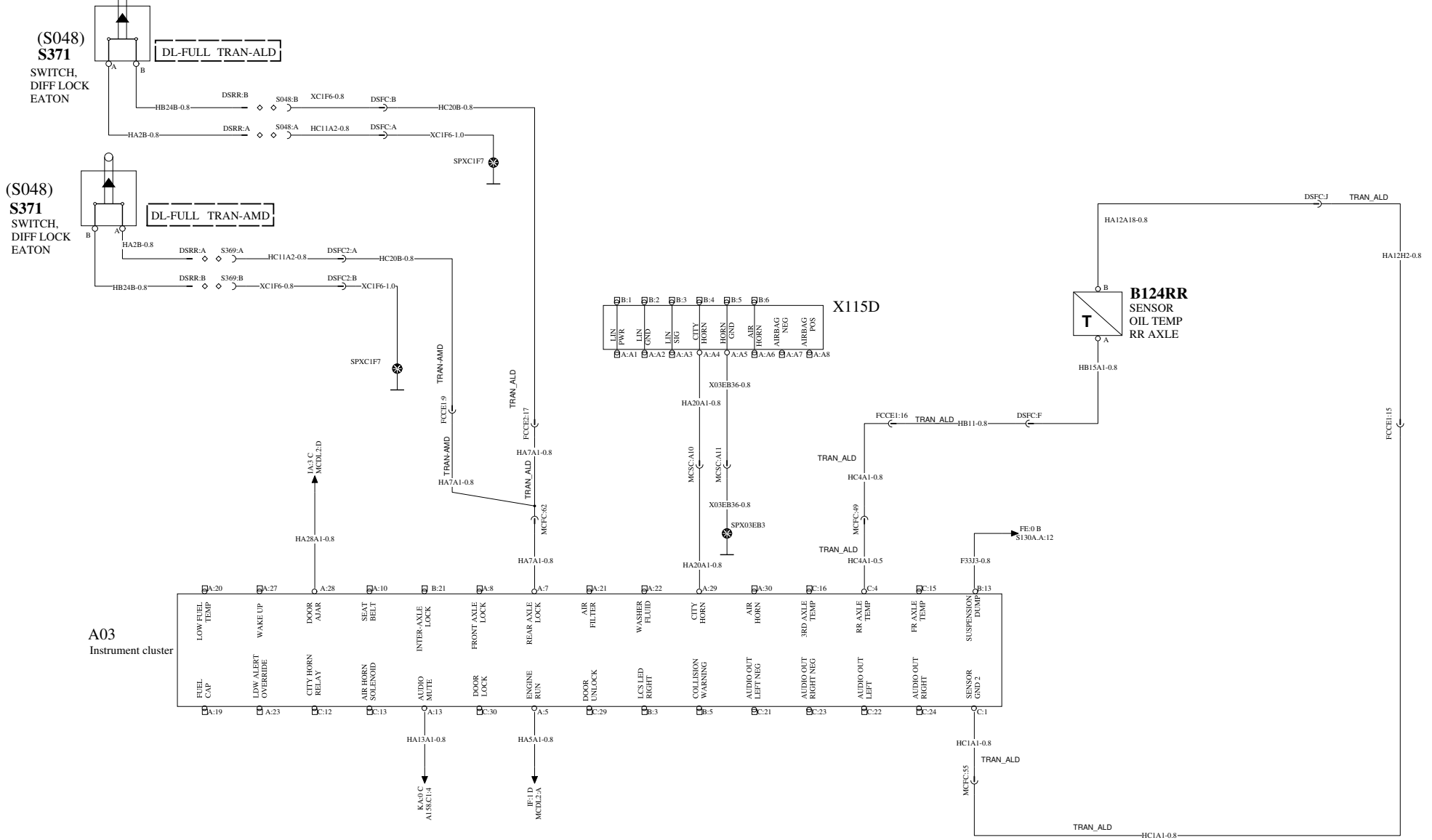
WIRING DIAGRAM: AQ

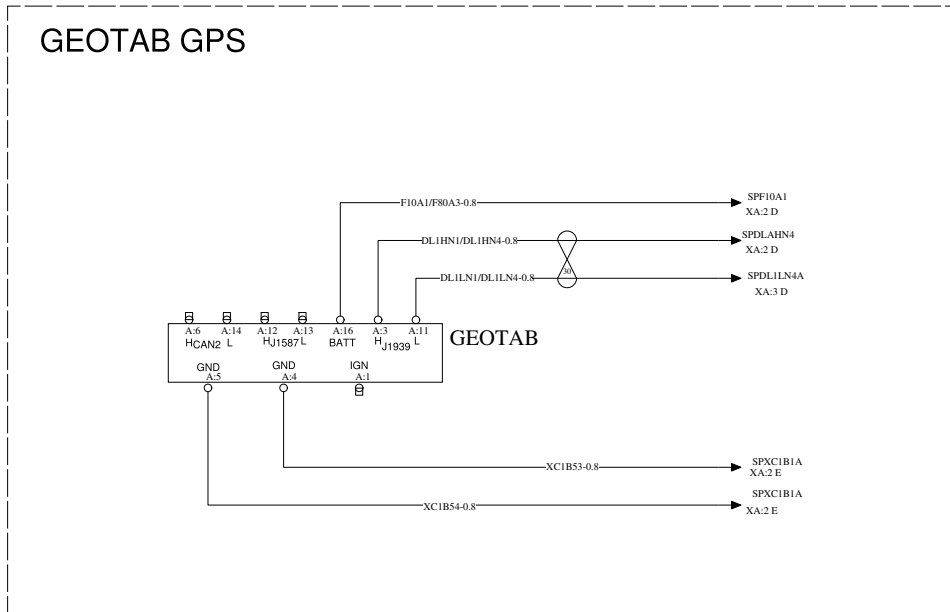





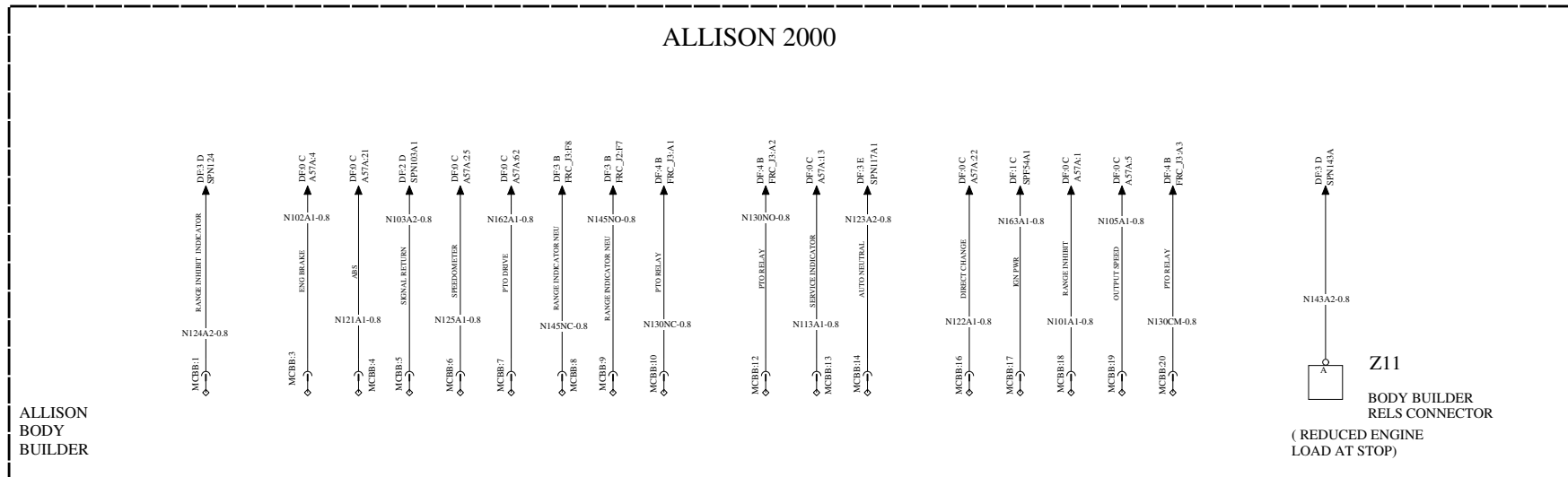
INSTRUMENT CLUSTER 2/2

WIRING DIAGRAM: BB



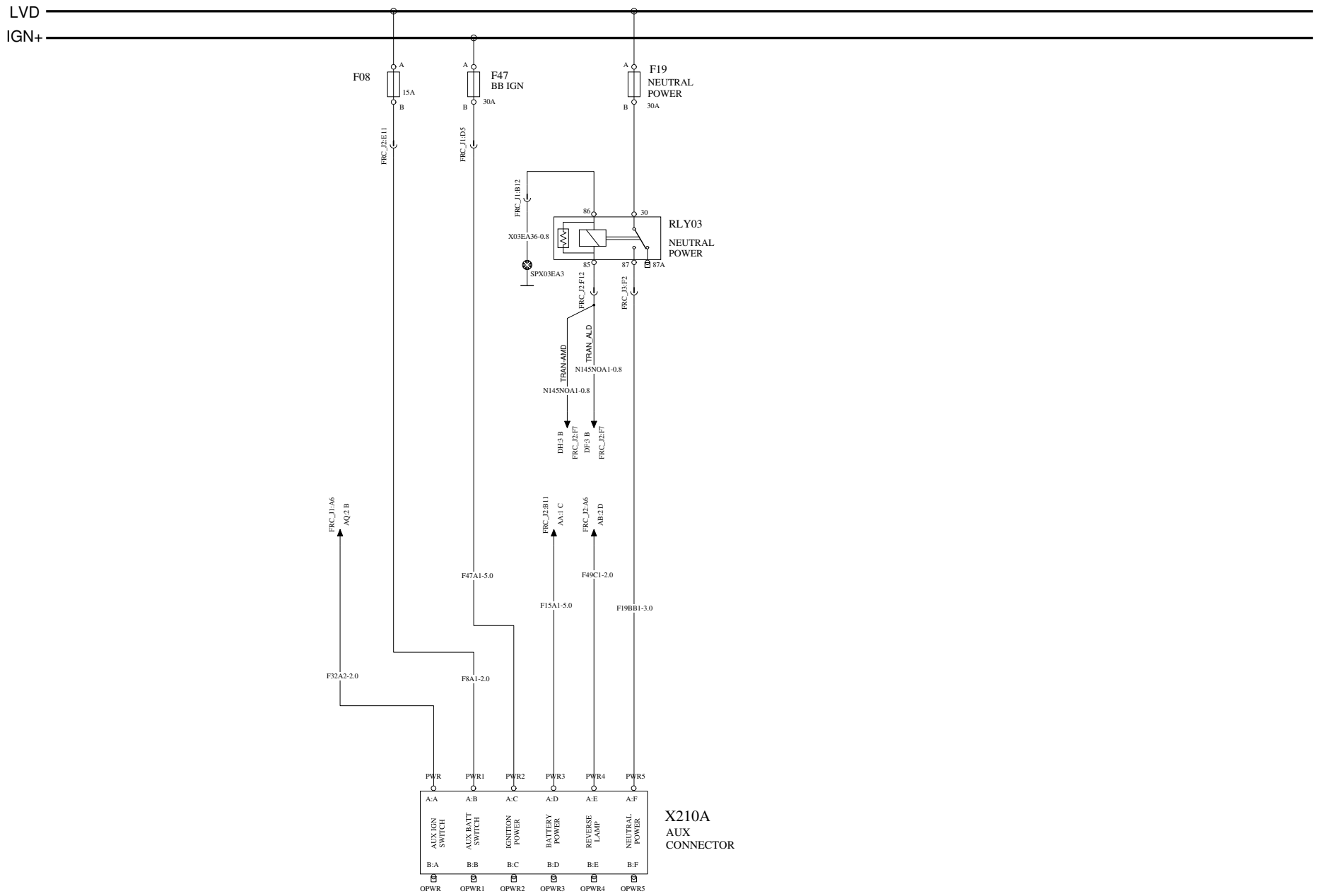






BODY BUILDER CAB INTERFACE

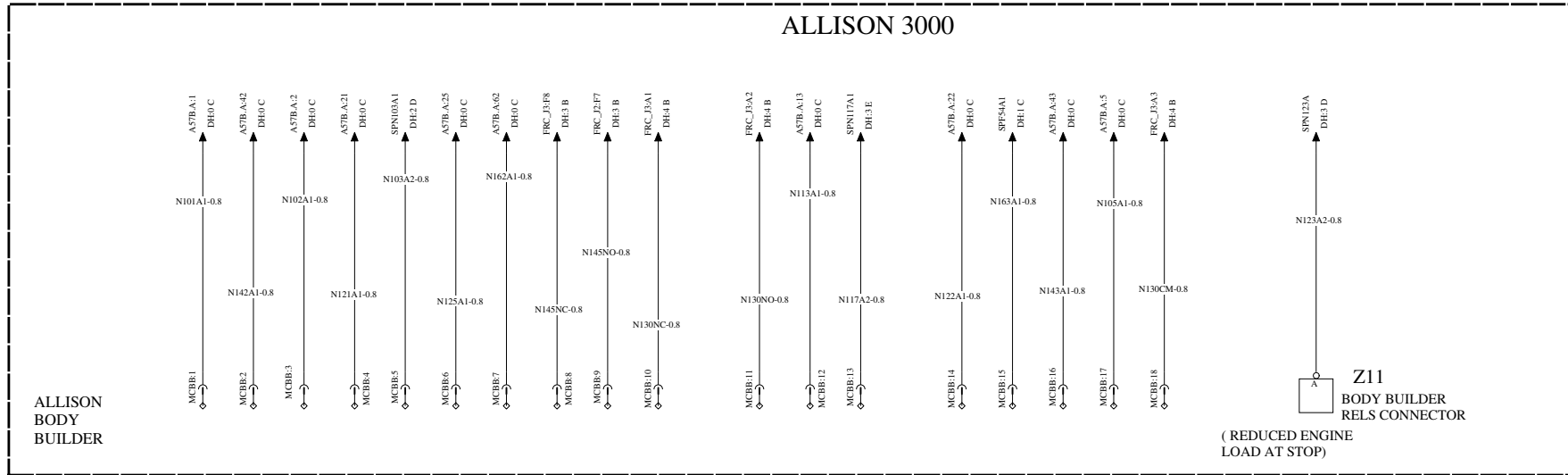
WIRING DIAGRAM: BI



Volvo Truck Corporation

Document title  
PCE6 MACK SCHEMATIC  
Document type  
PRODUCT SCHEMATIC

Document No	Issue	Volume	Page
24197318	01	1 (2)	18 (59)



0

1

2

3

4

BATTERY BUSSING

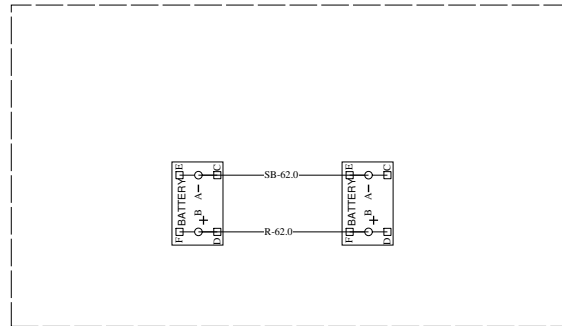
WIRING DIAGRAM: BL

A

A

B

B



C

C

D

D

E

E

Volvo Truck Corporation

Document title  
PCE6 MACK SCHEMATIC

Document type  
PRODUCT SCHEMATIC

Document No

24197318

Issue

01

Volume

1 (2)

Page

20 (59)


0

1

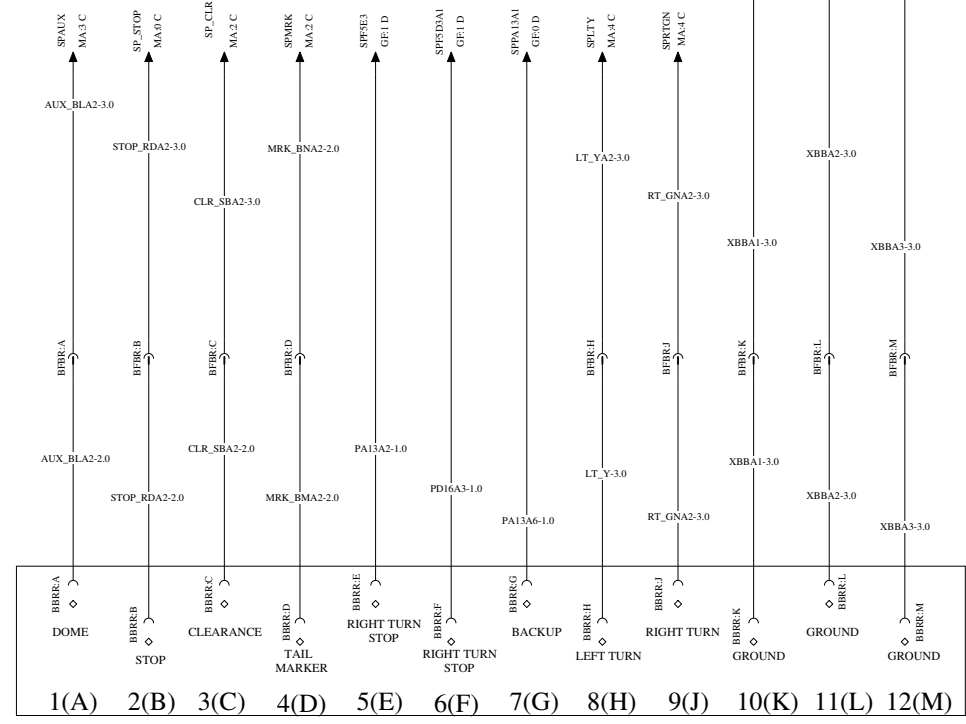
2

3

4



(FRONT CHASSIS BBFR)  
(INFRAME BOC)



(REAR CHASSIS BBRR)  
(INFRAME EOF)

BODY BUILDER WIRING INFRAME CONNECTIONS ALLISON 3000

WIRING DIAGRAM BN

A

B

C

D

E

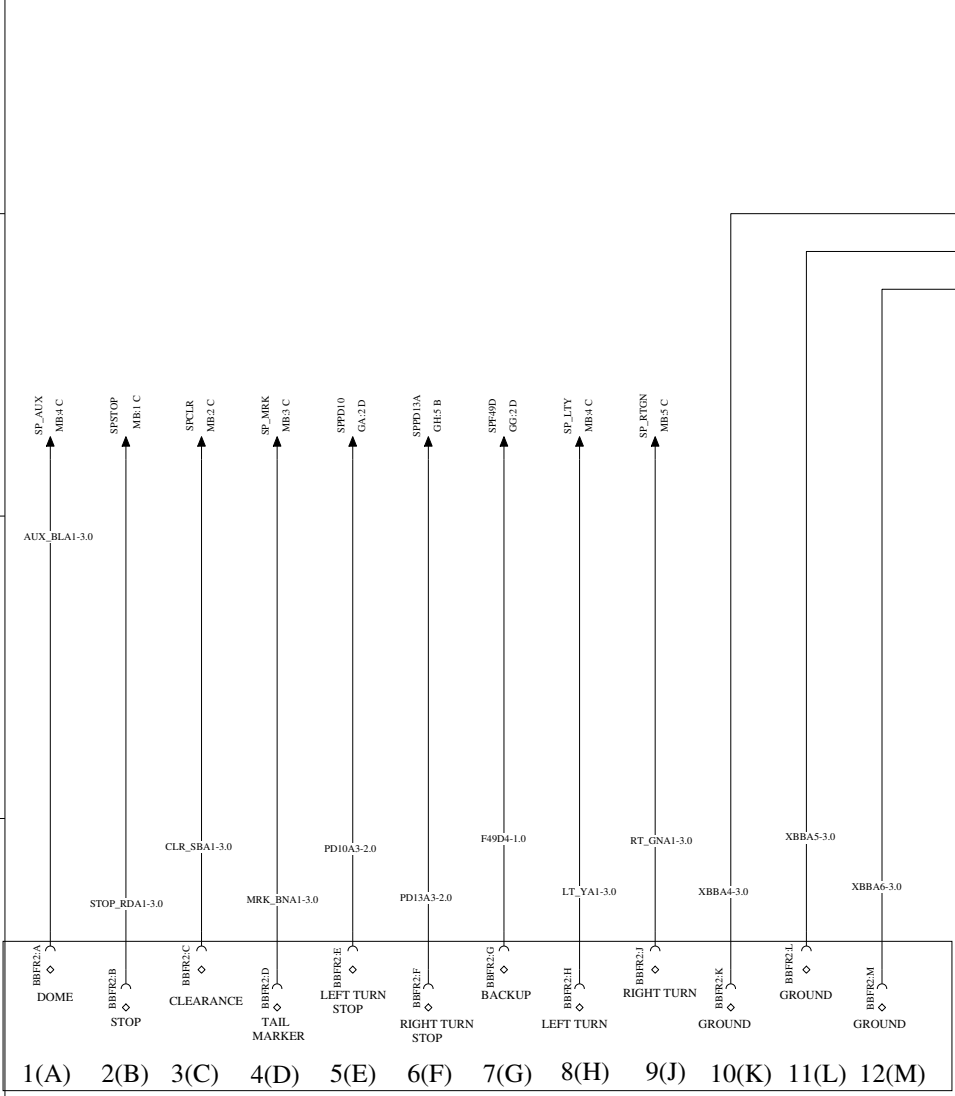
A

B

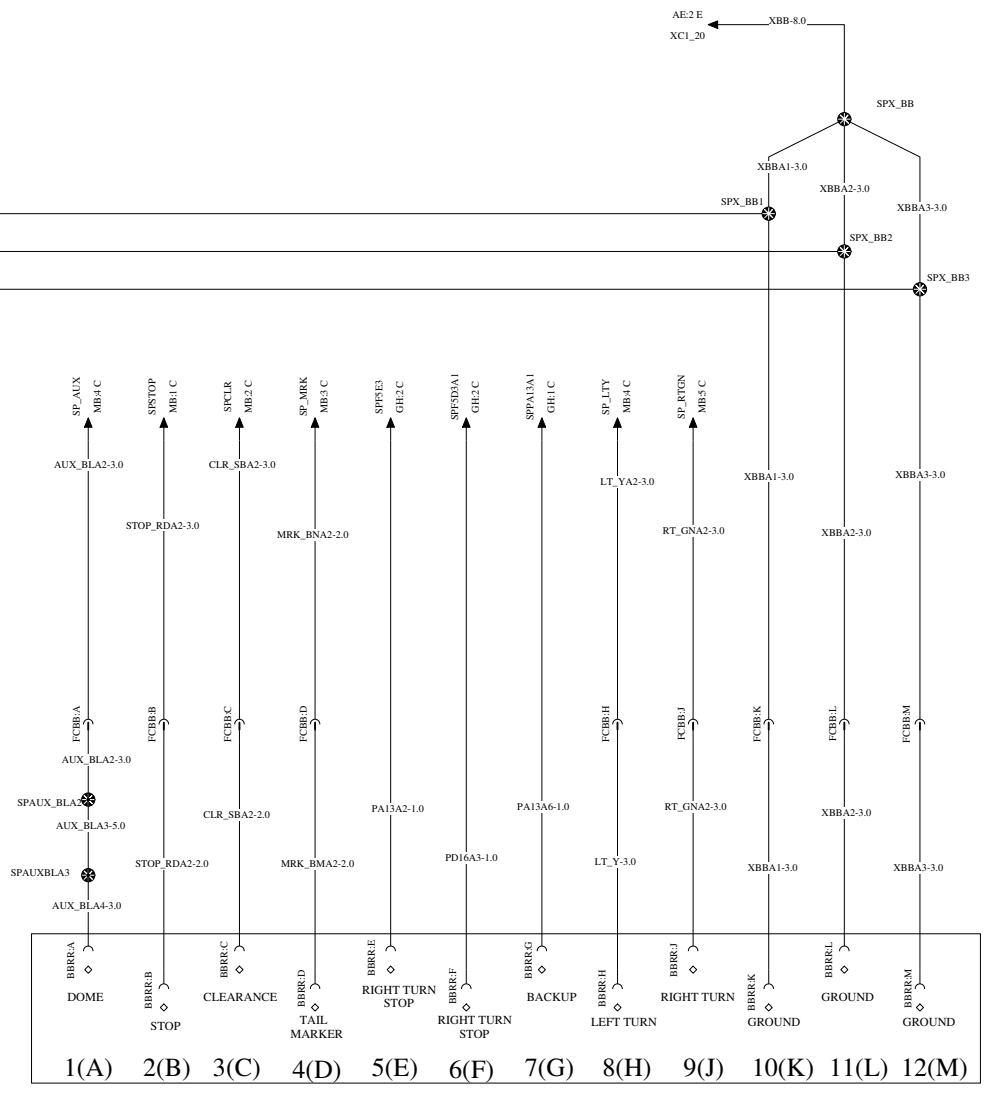
C

D

E



(FRONT CHASSIS BBFR)  
(INFRAME BOC)

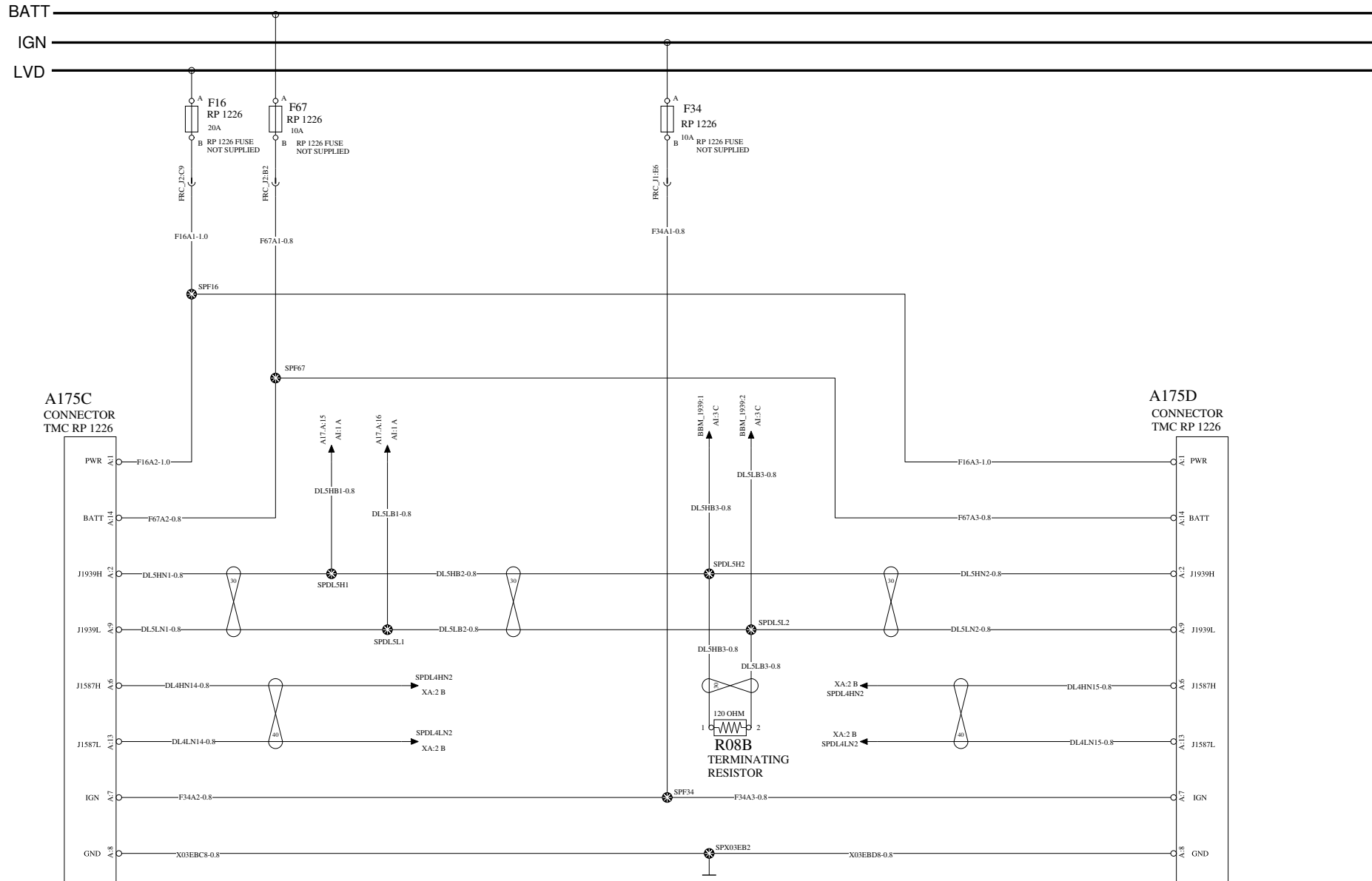


(REAR CHASSIS BBRR)  
(INFRAME EOF)

Volvo Truck Corporation		Document title PCE6 MACK SCHEMATIC	Document No <b>24197318</b>	Issue <b>01</b>	Volume <b>1 (2)</b>	Page <b>22 (59)</b>
		Document type PRODUCT SCHEMATIC				

TMC RP 1226 CONNECTORS

WIRING DIAGRAM BY



0

1

2

3

4

ENGINE BLOCK HEATER

WIRING DIAGRAM: CA

A

A

B

B

C

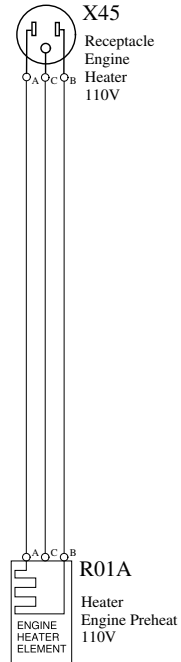
C

D

D

E

E



Volvo Truck Corporation	Document title PCE6 MACK SCHEMATIC	Document No	Issue	Volume	Page
	Document type PRODUCT SCHEMATIC	24197318	01	1 (2)	24 (59)

0

1

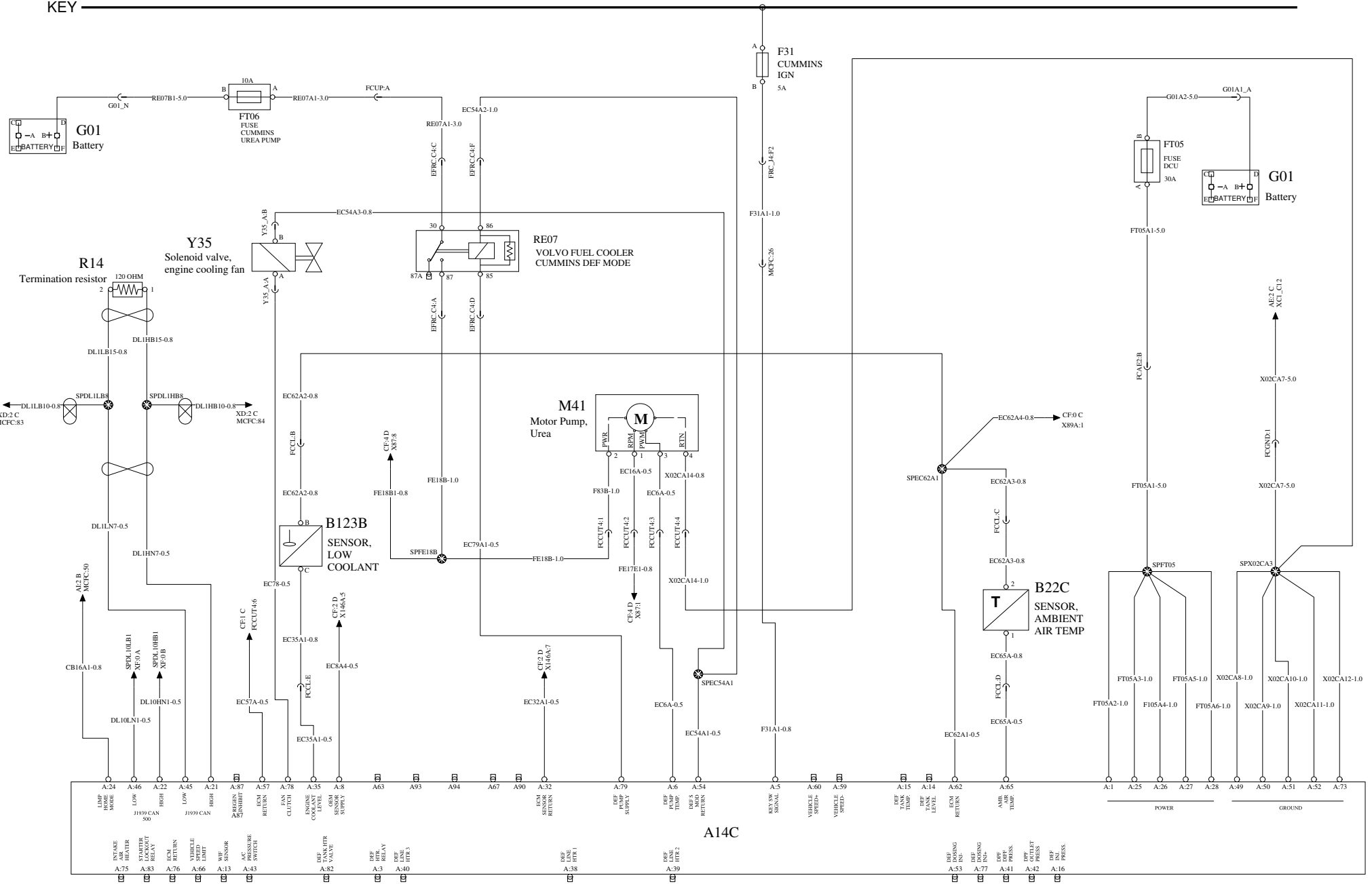
2

3

4



KEY



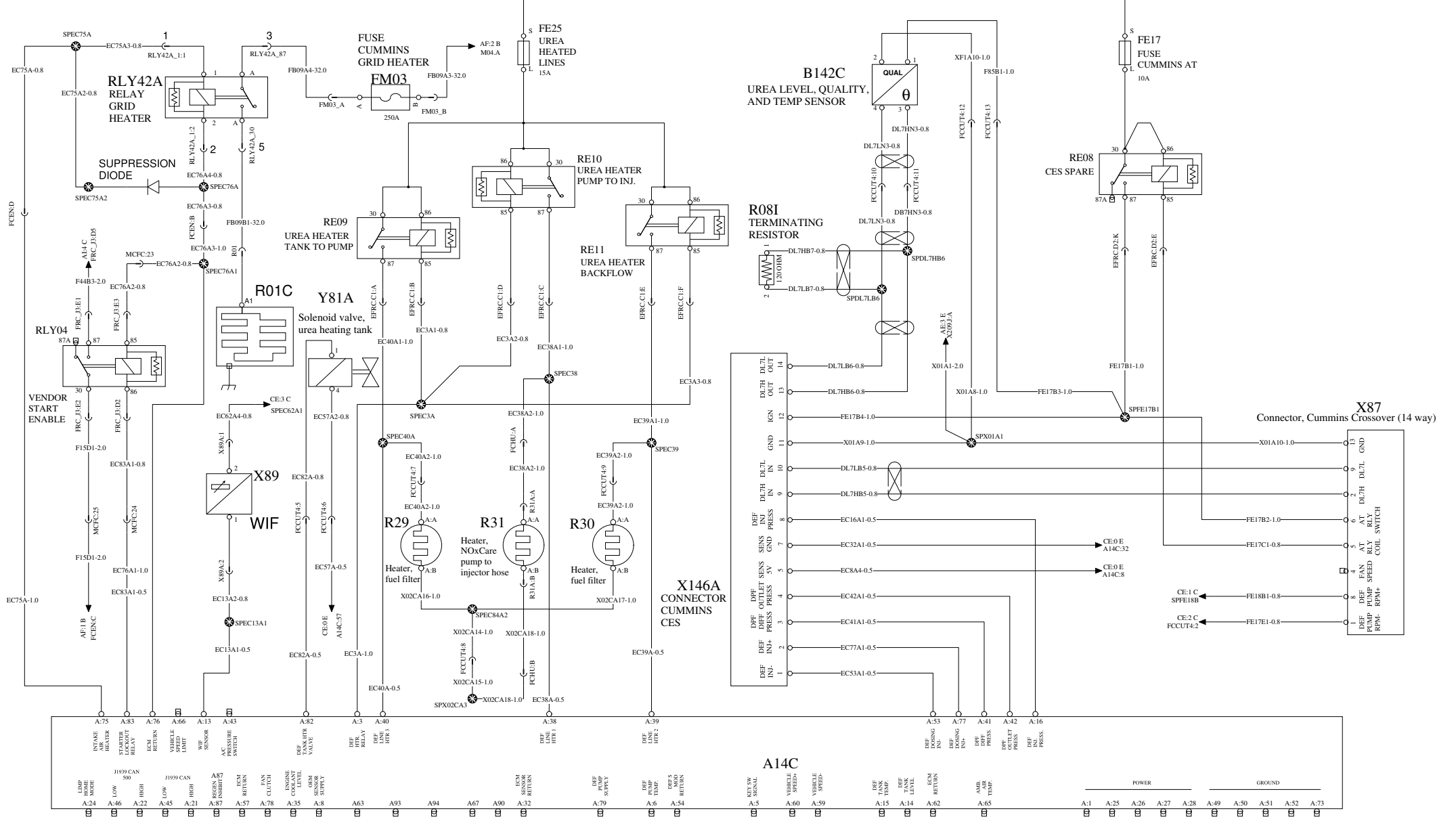
Volvo Truck Corporation

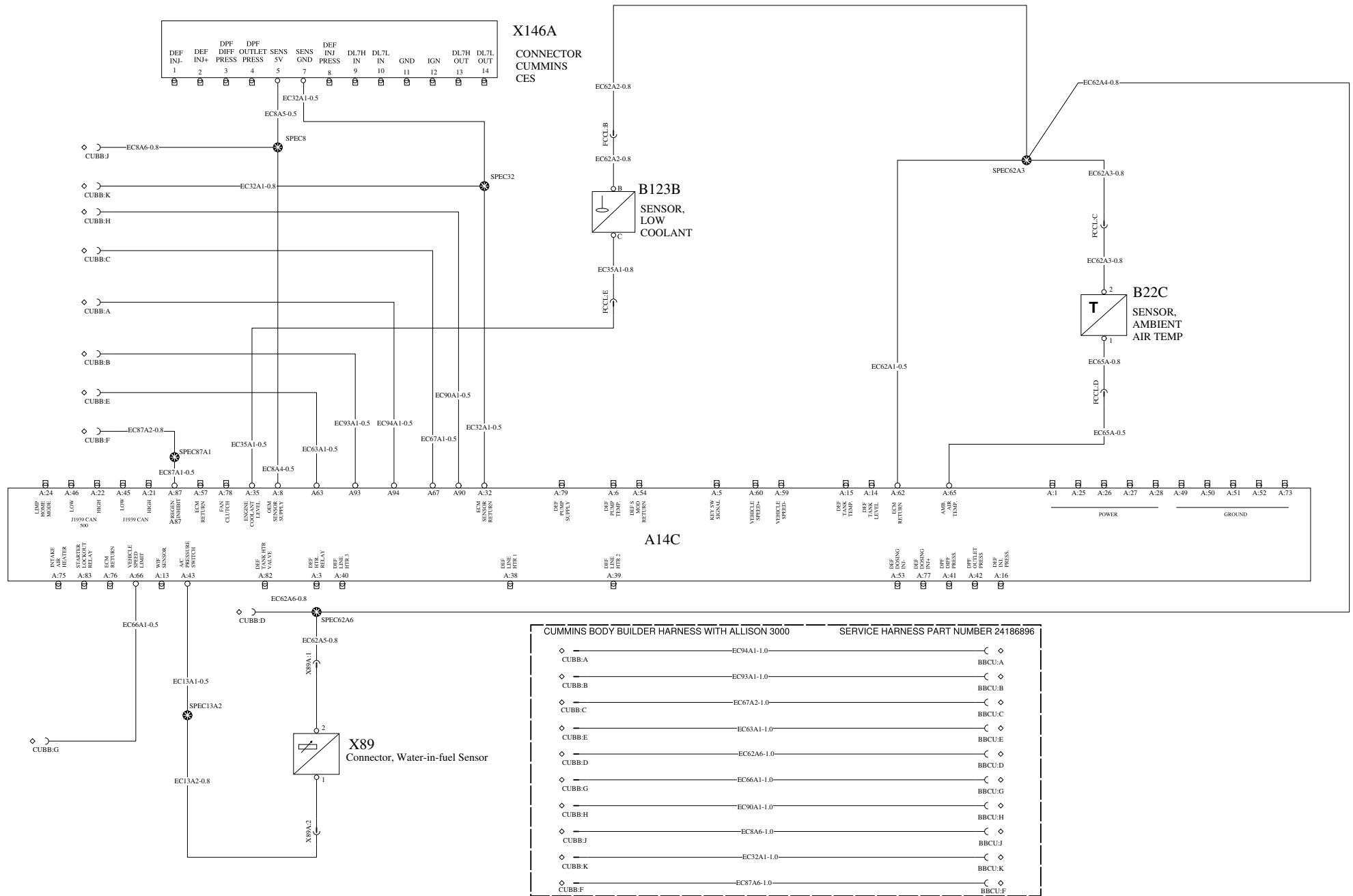
Document title  
PCE6 MACK SCHEMATIC

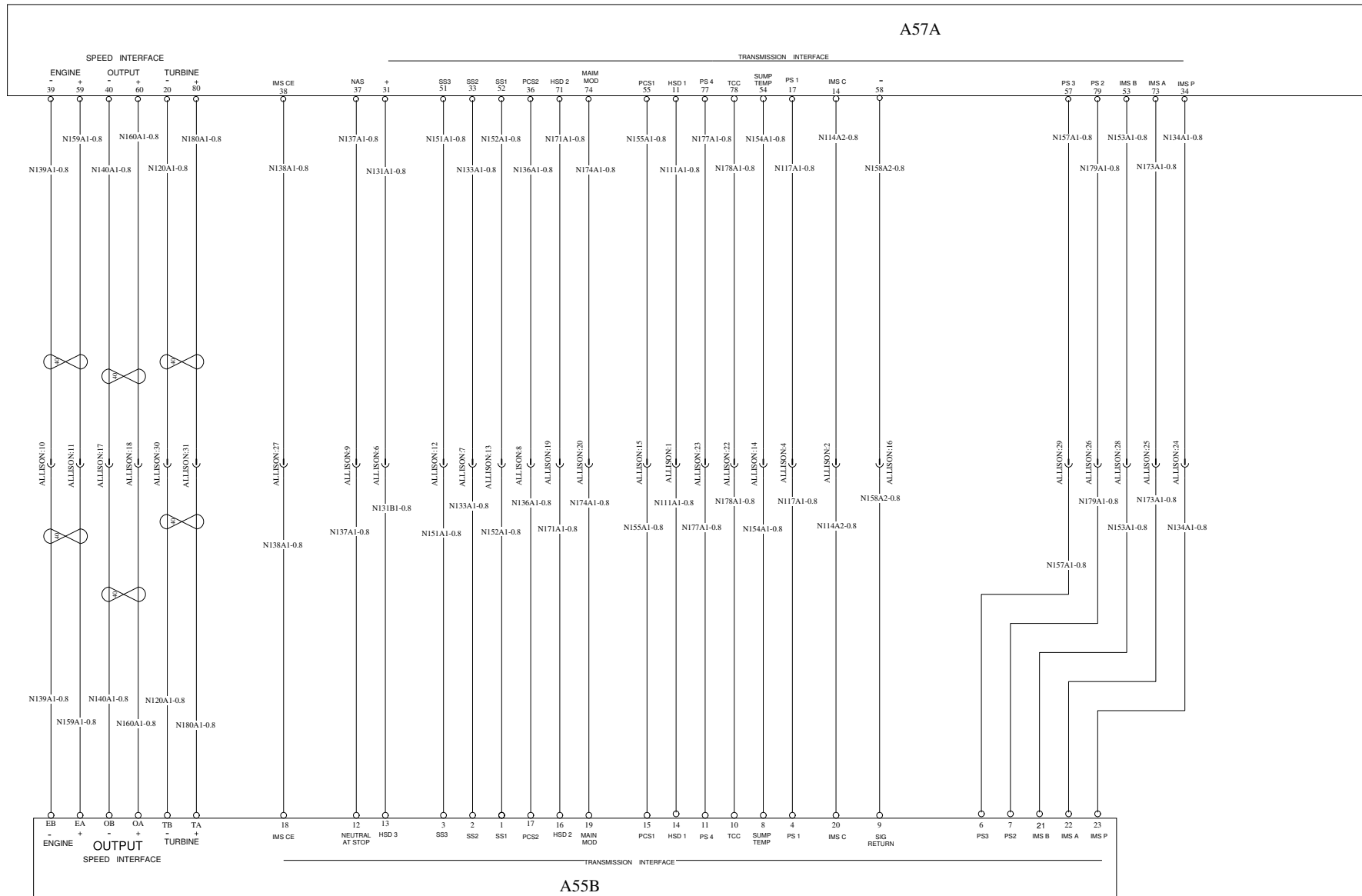
Document type  
PRODUCT SCHEMATIC

Document No	Issue	Volume	Page
24197318	01	1 (2)	25 (59)

BATT

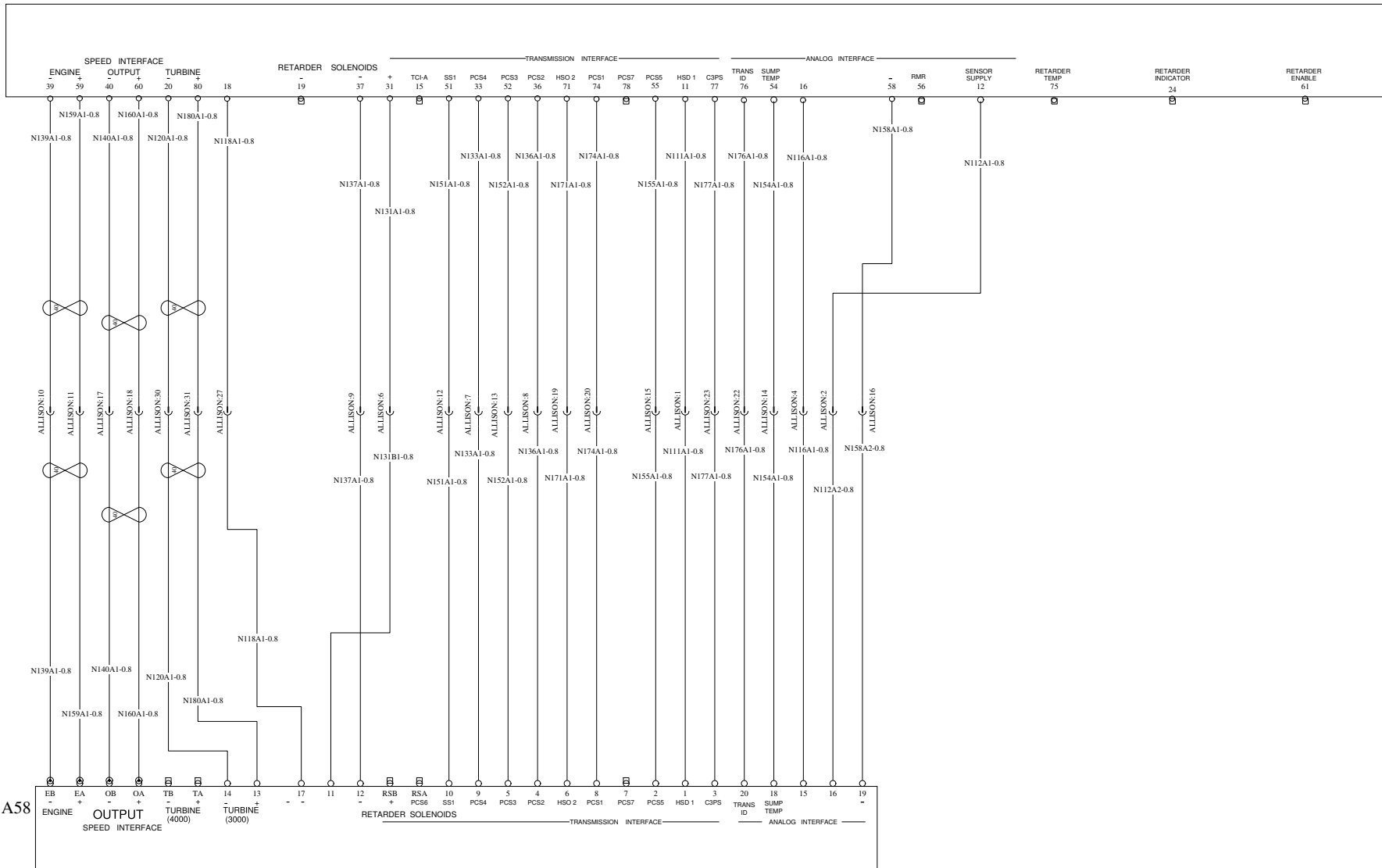






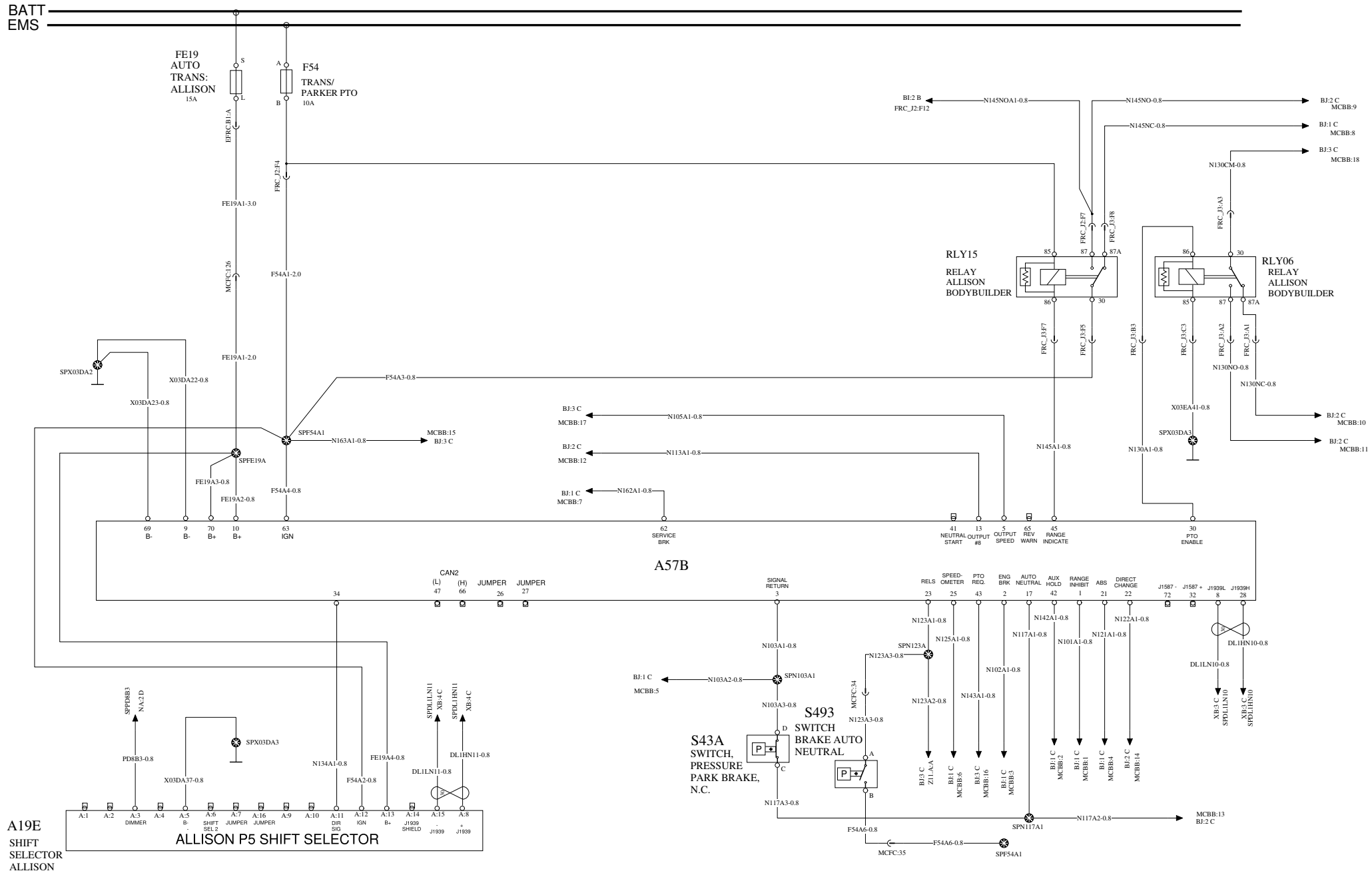


A57B



A58

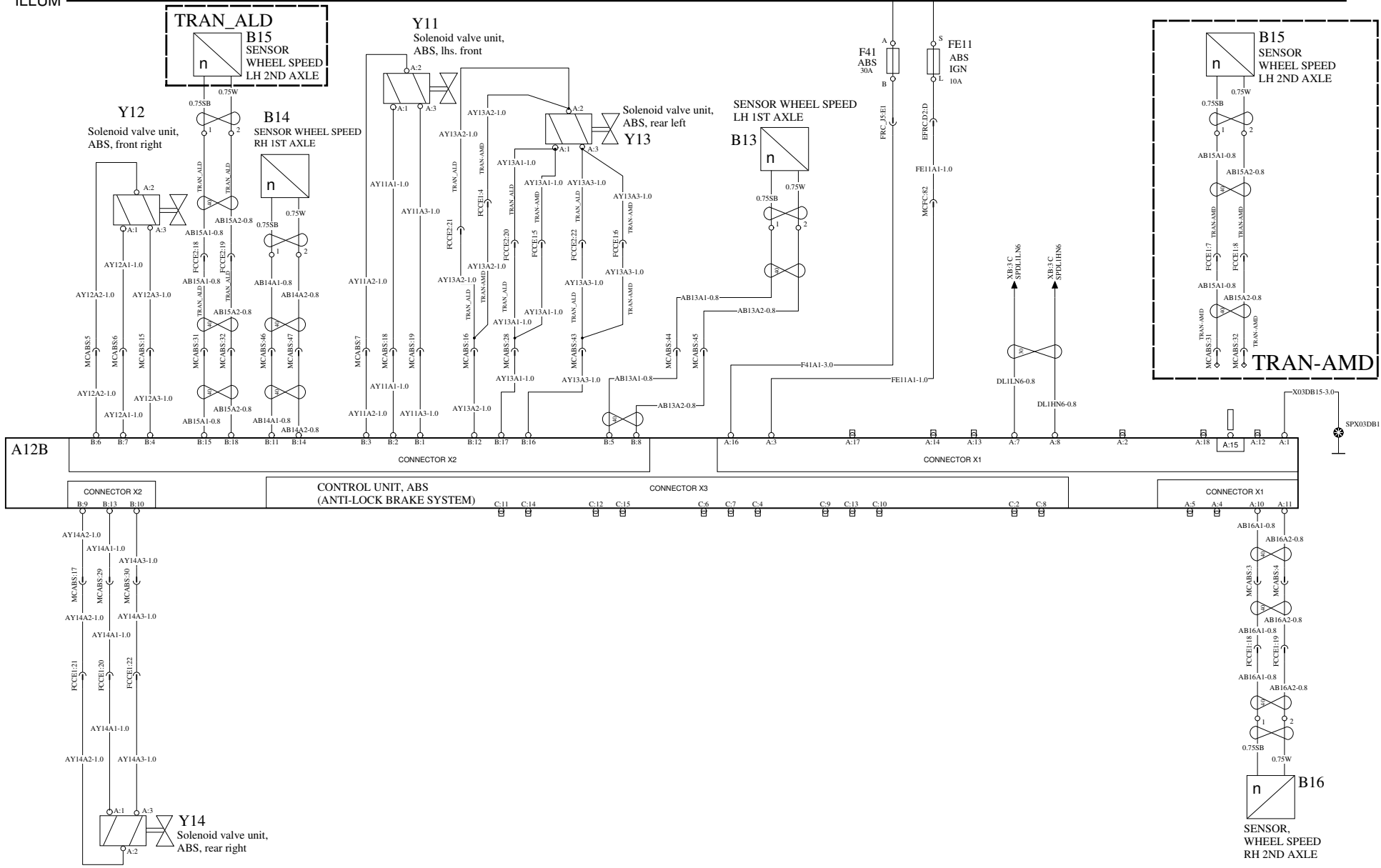
Volvo Truck Corporation	Document title	Document No	Issue	Volume	Page
	PCE6 MACK SCHEMATIC	24197318	01	1 (2)	30 (59)
	Document type				
	PRODUCT SCHEMATIC				



ABS CONTROL BENDIX

WIRING DIAGRAM: EC

BATT  
IGN  
ILLUM



Volvo Truck Corporation

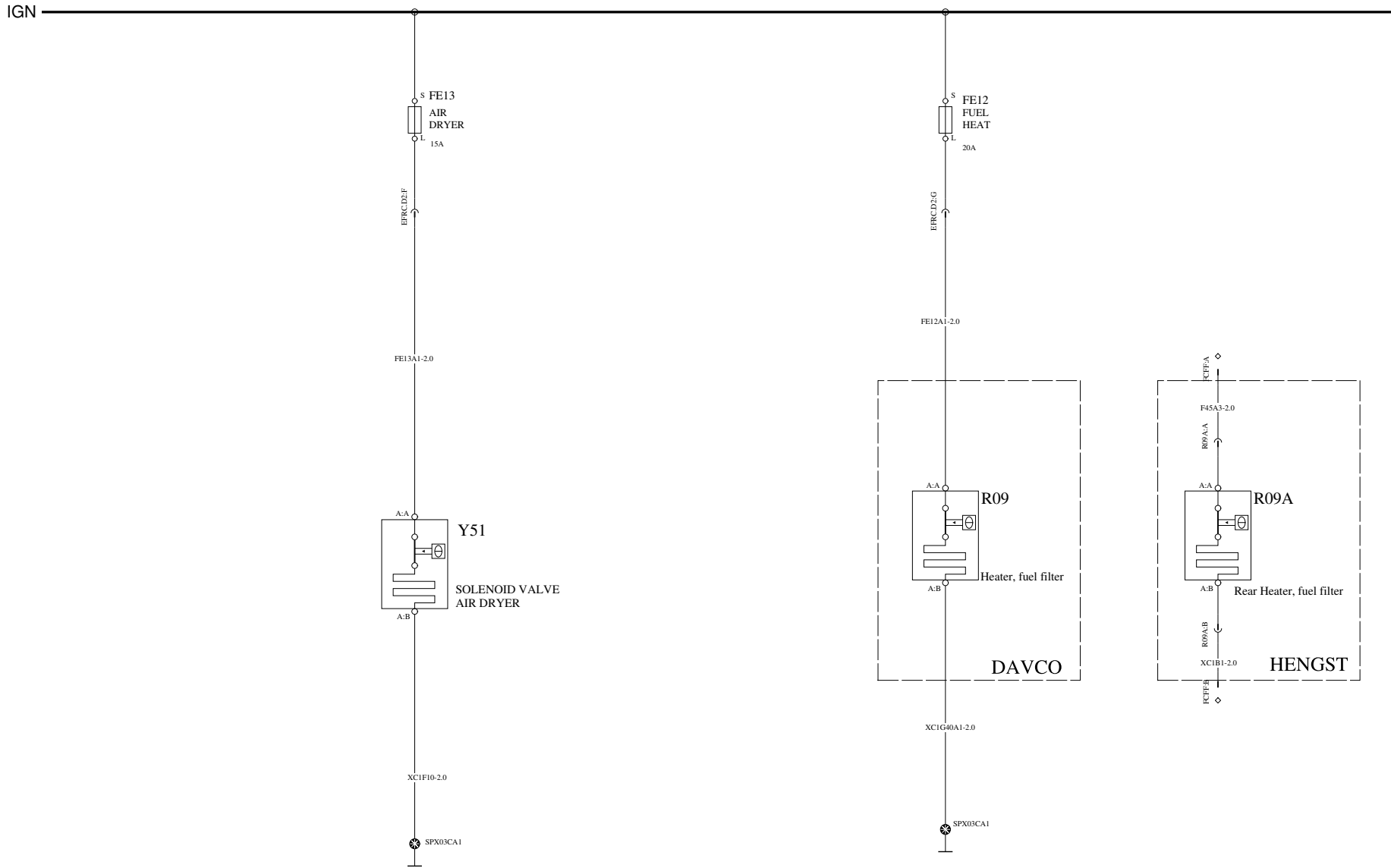
Document title  
PCE6 MACK SCHEMATIC  
Document type  
PRODUCT SCHEMATIC

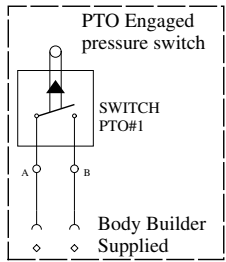
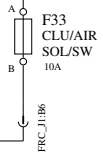

Document No	Issue	Volume	Page
24197318	01	1 (2)	32 (59)



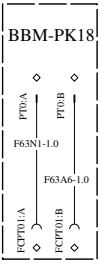
AIR DRYER/HEATED FILTER

WIRING DIAGRAM: FA





Body Builder Supplied

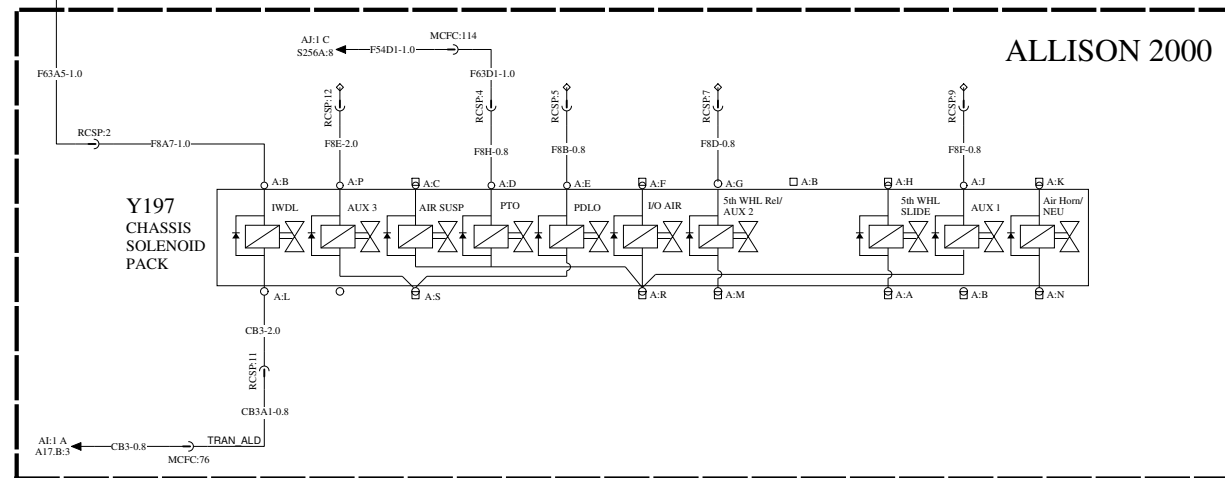
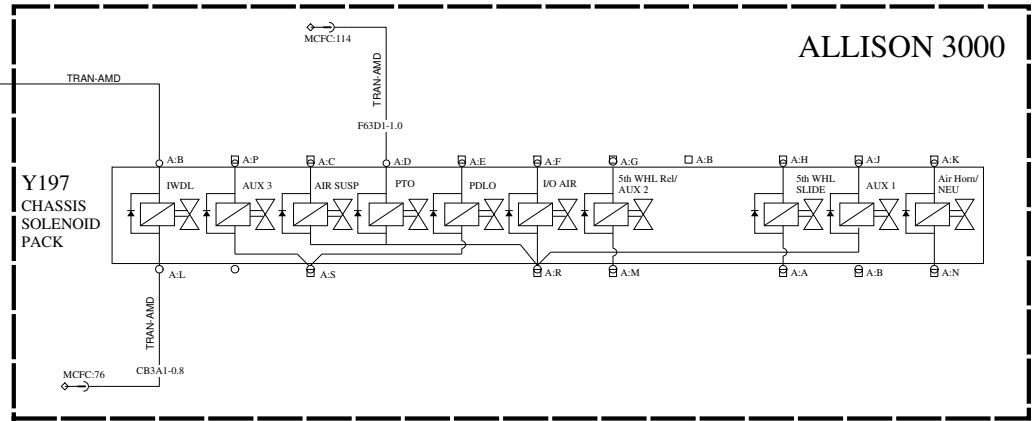


ALLISON 2000 (INFRAME BOC)

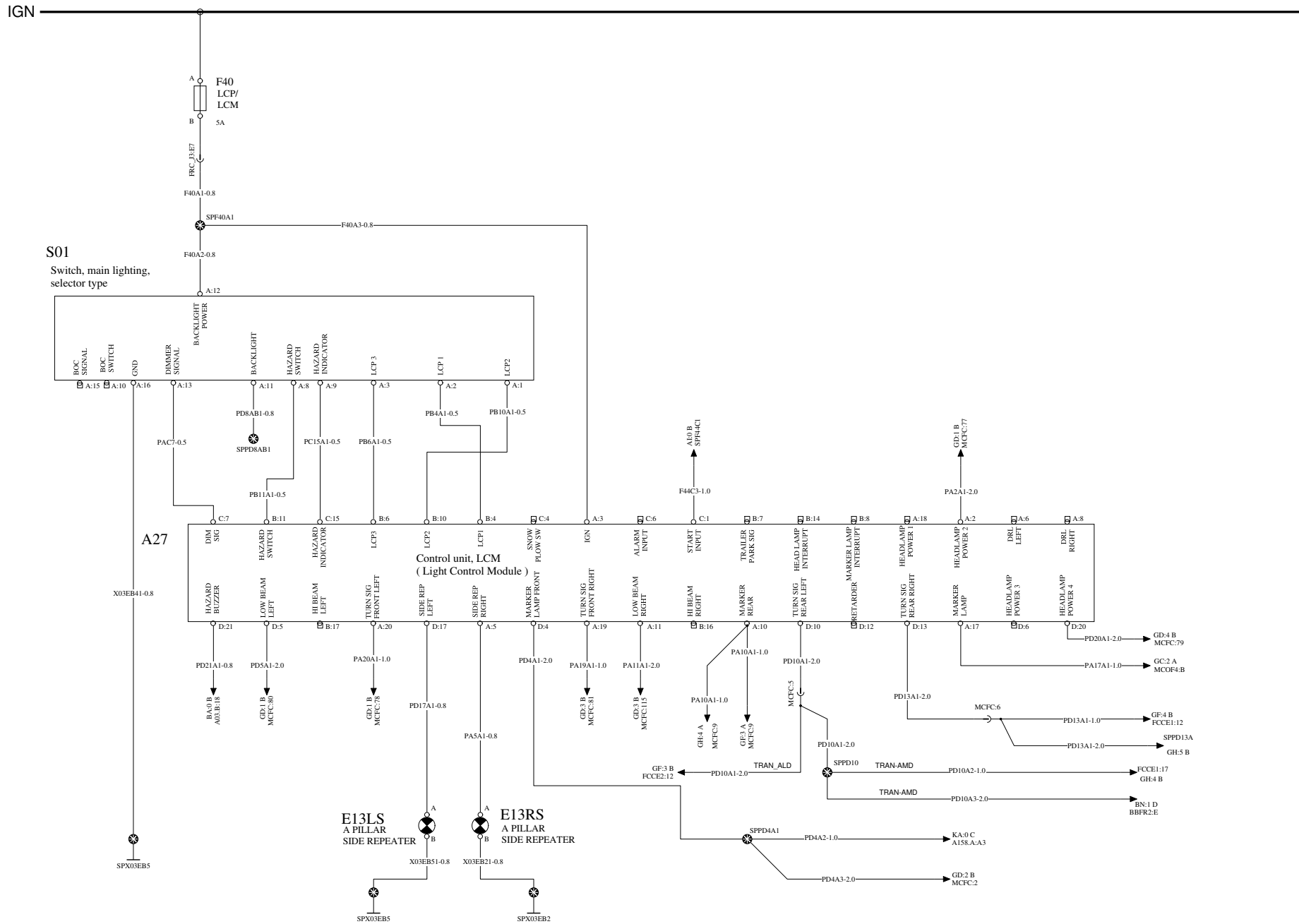
Body Builder Harness

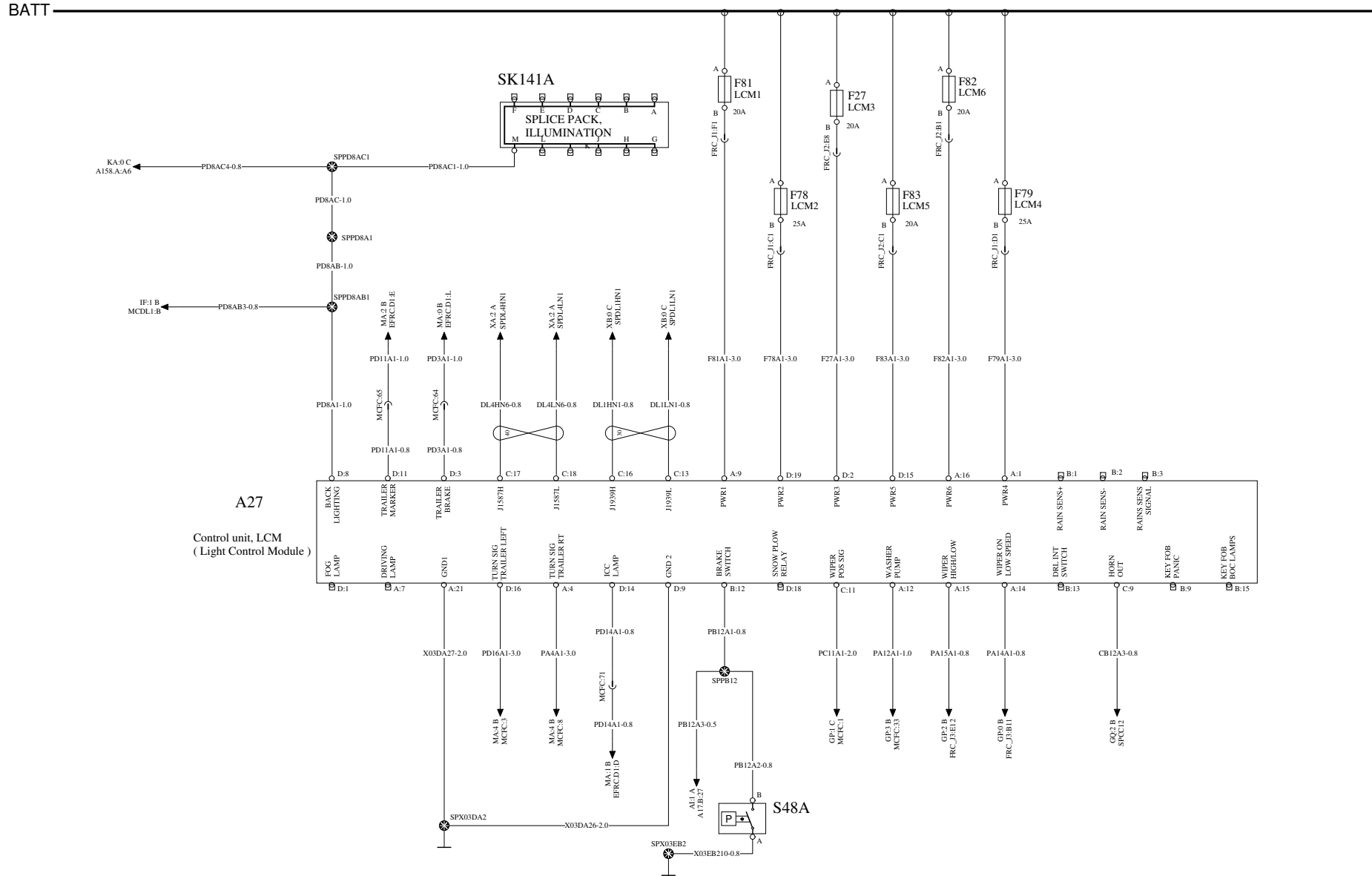
ALLISON 3000 (INFRAME BOC)

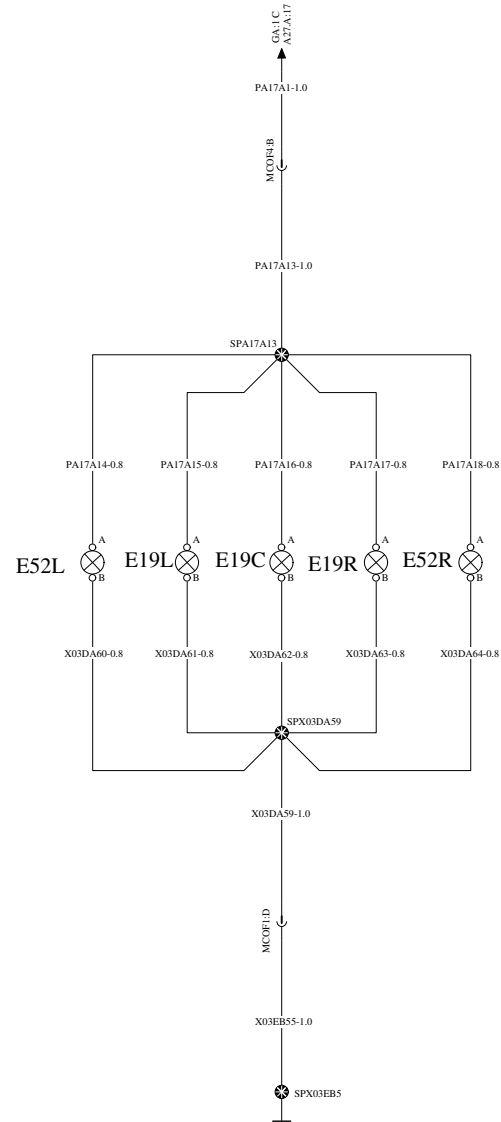
ALLISON 2000 (BEHIND EFRC)

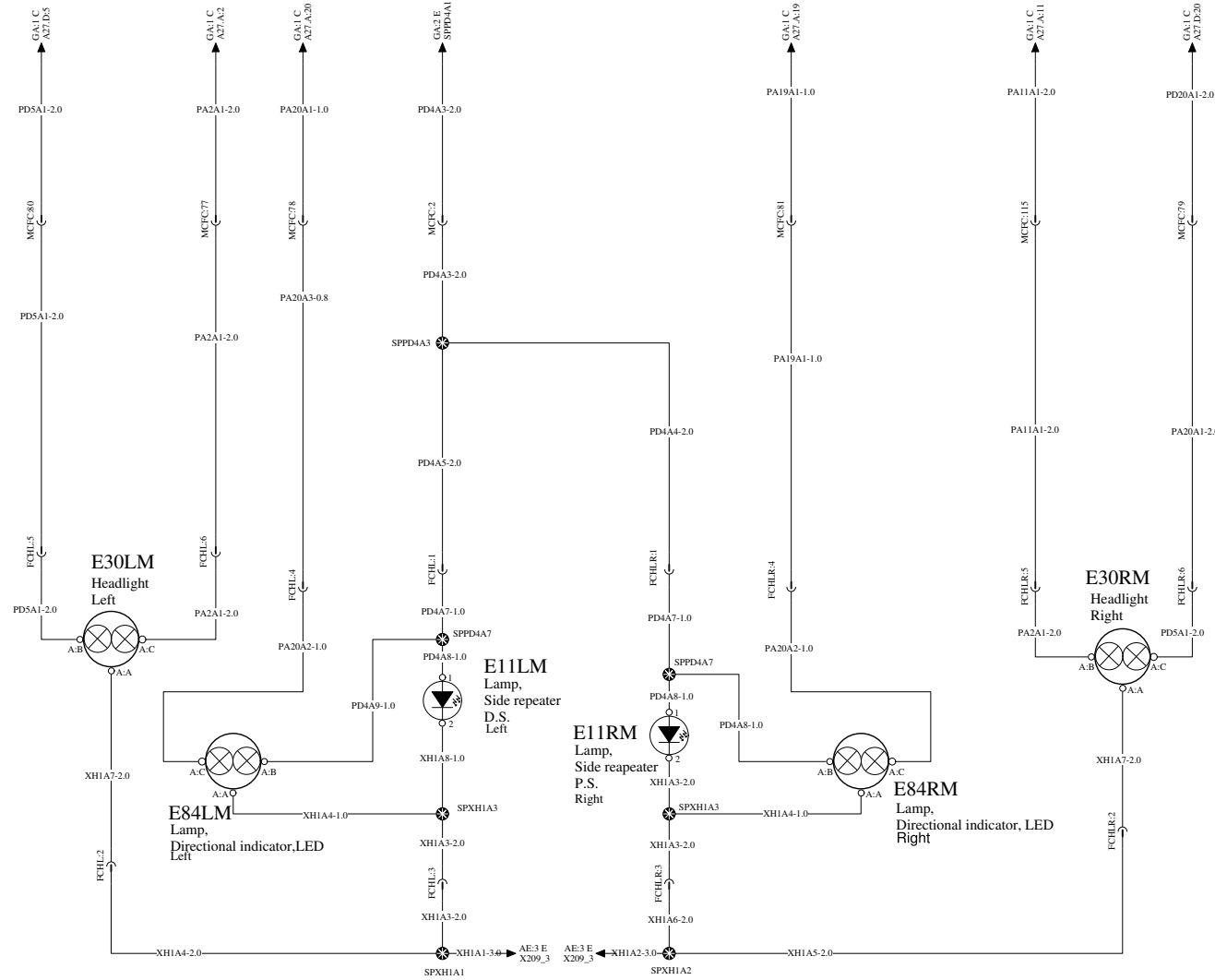






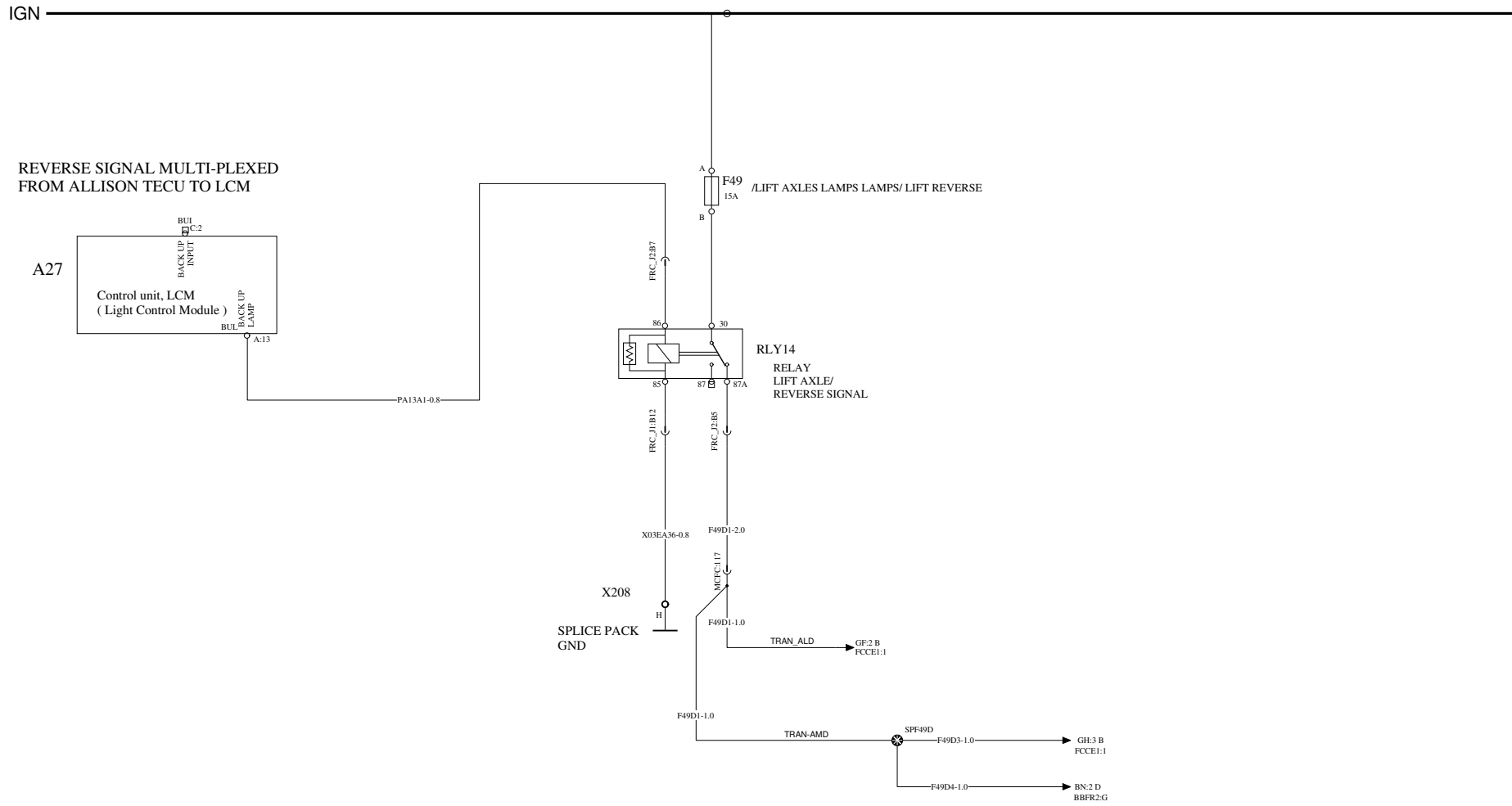


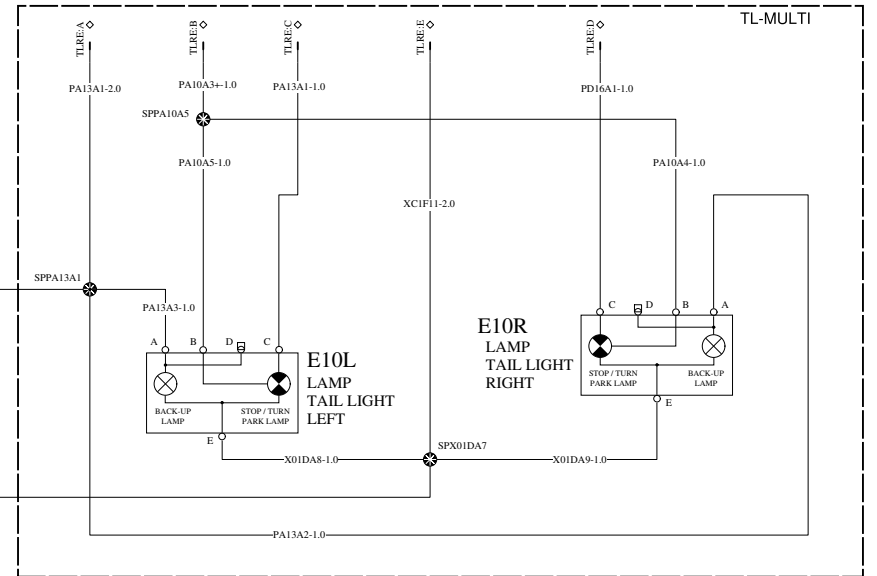
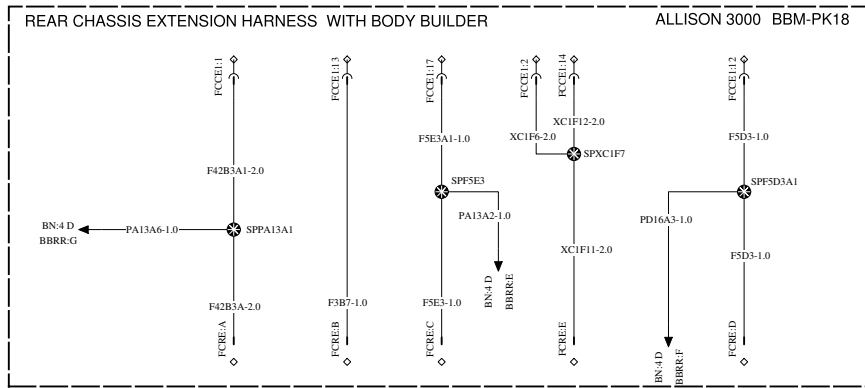
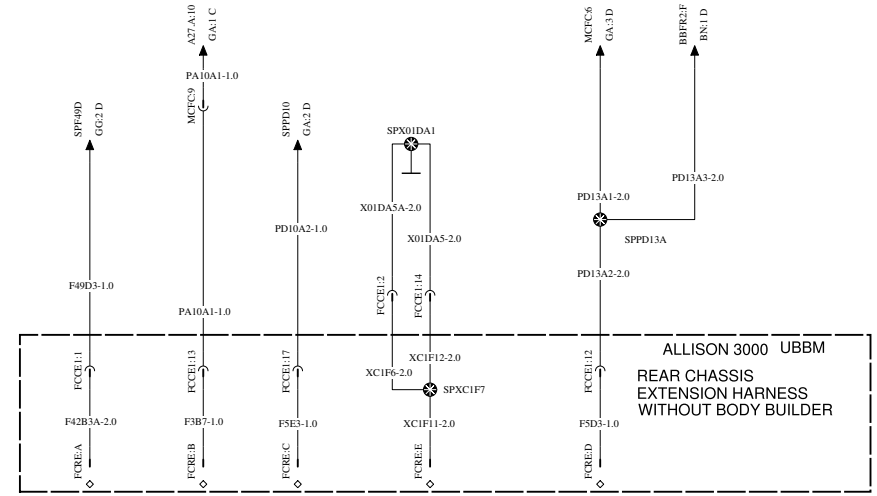
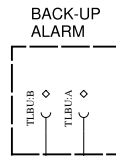
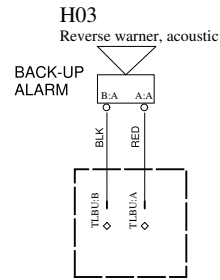
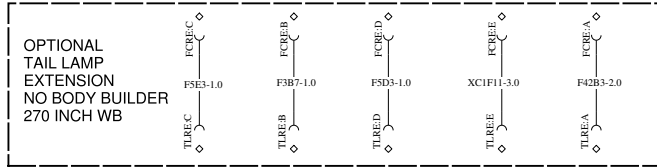






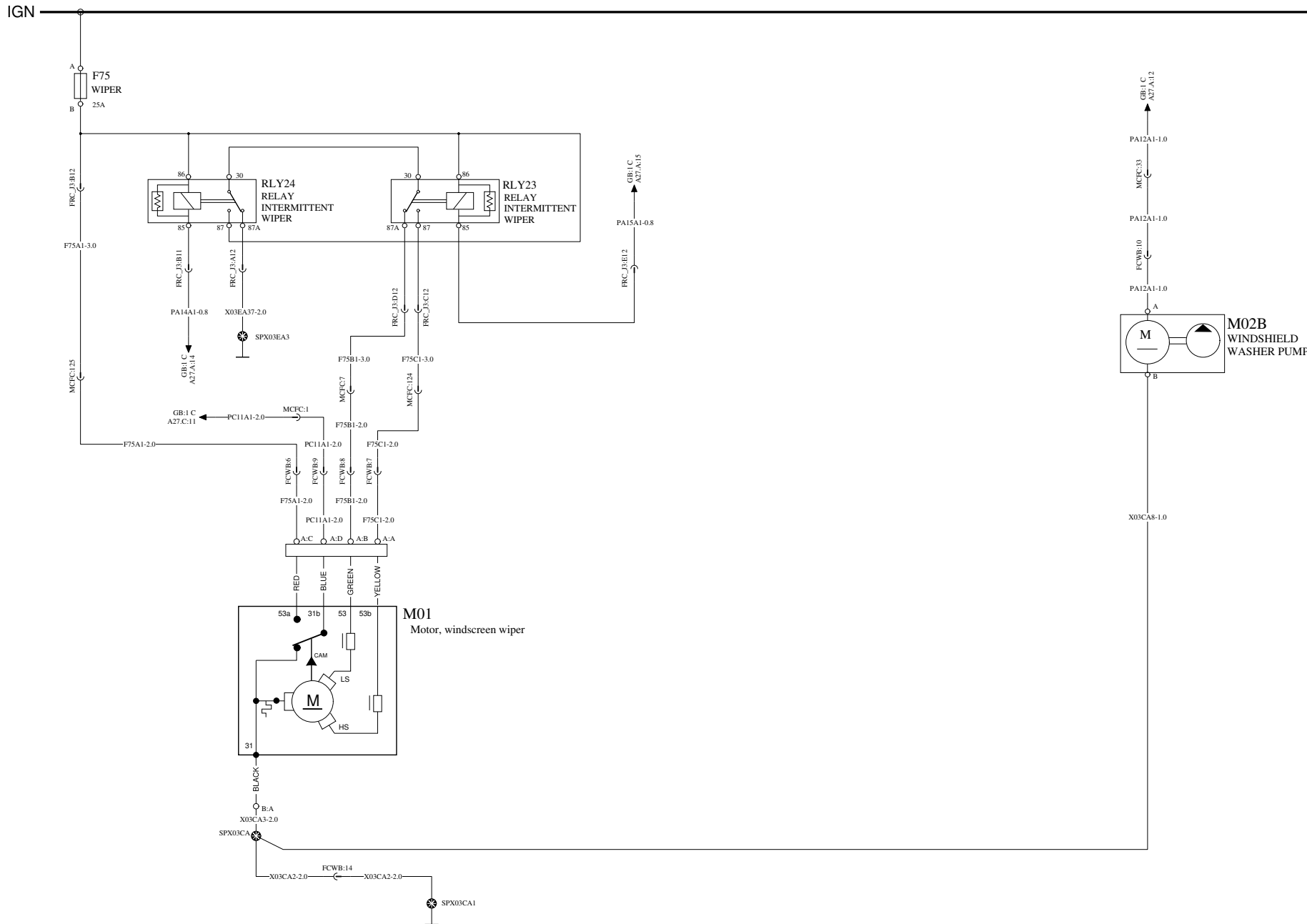




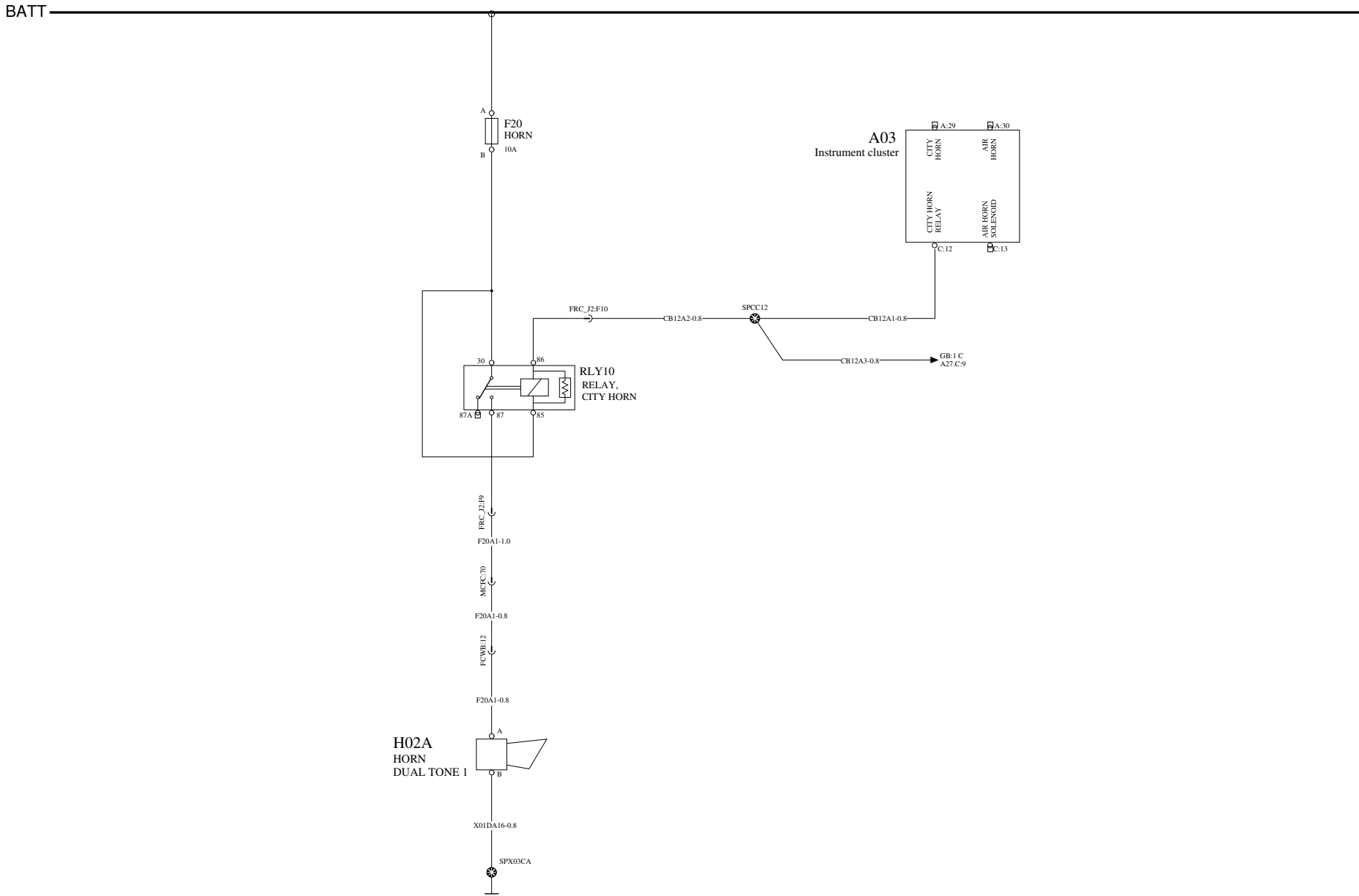


# WINDSHIELD WIPER/WASHER

# WIRING DIAGRAM: GP



HORN WIRING DIAGRAM: GQ



Volvo Truck Corporation

Document title  
PCE6 MACK SCHEMATIC  
Document type  
PRODUCT SCHEMATIC

Document No

24197318

Issue

01

Volume

1 (2)

Page

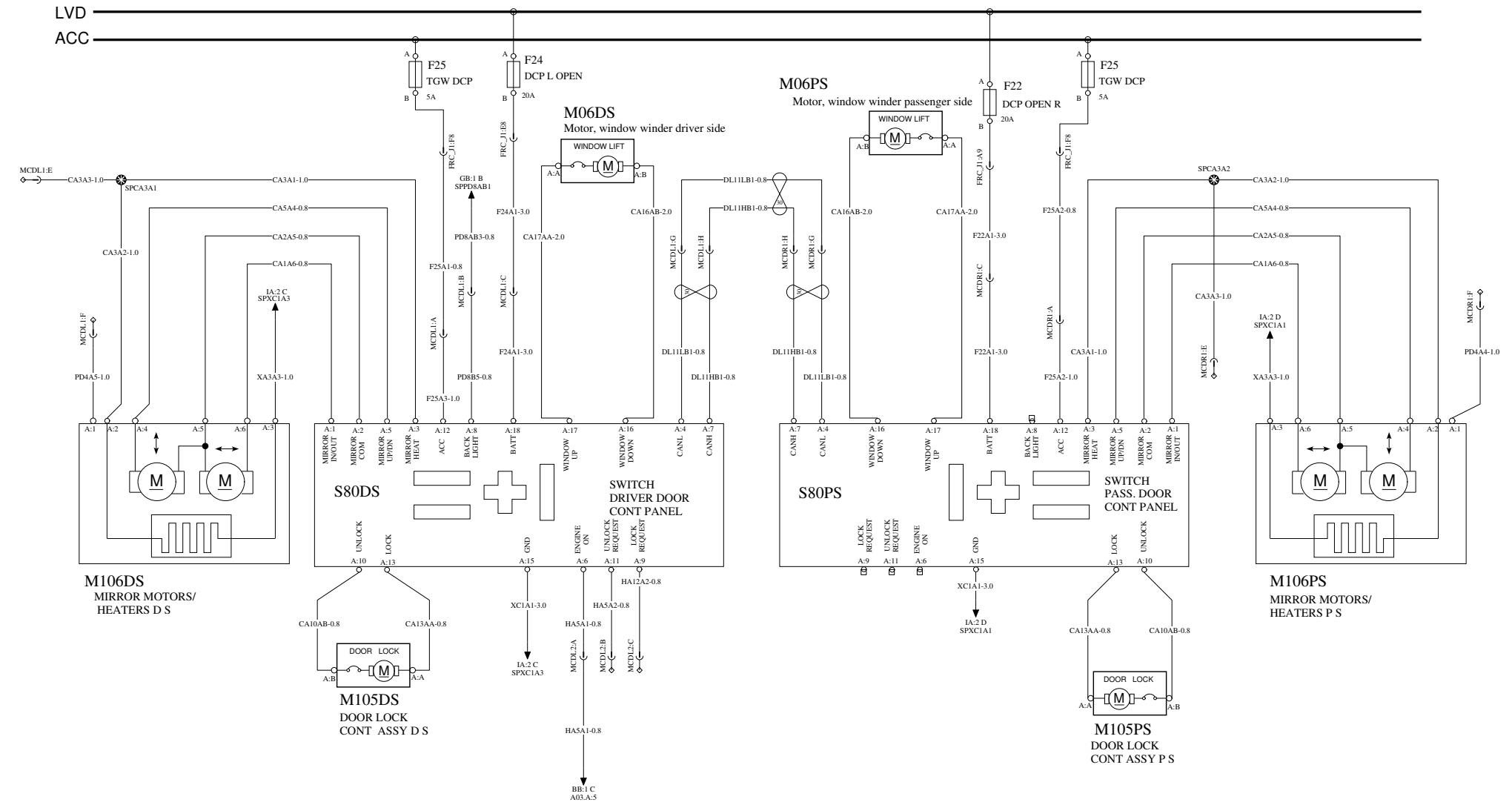
44 (59)





POWER WINDOWS/MIRRORS/LOCKS

WIRING DIAGRAM: IF



AUX POWER /USB CHARGING/SPARE FUSES

WIRING DIAGRAM: IK



Volvo Truck Corporation

Document title  
PCE6 MACK SCHEMATIC  
Document type  
PRODUCT SCHEMATIC

Document No

24197318

Issue

01

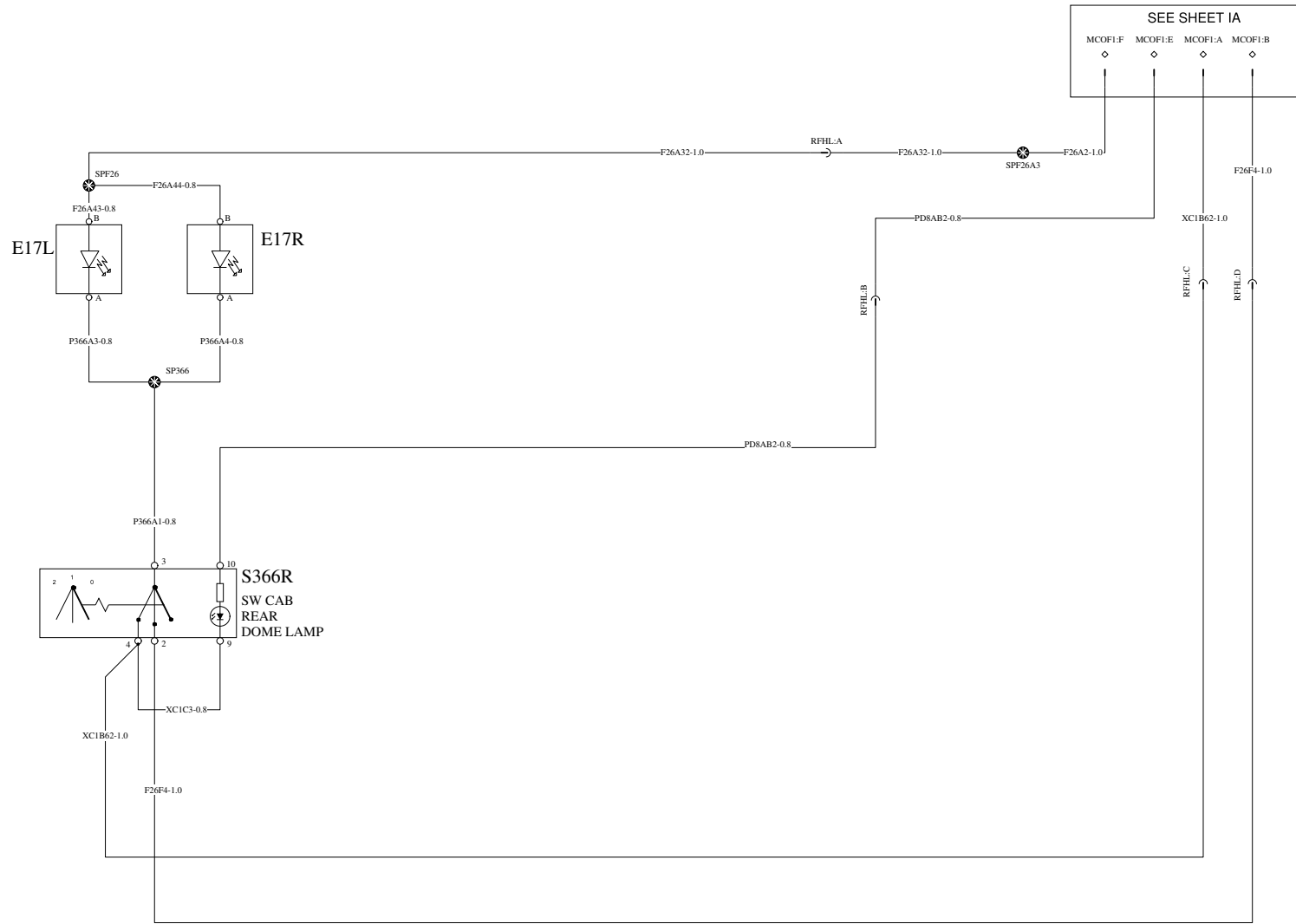
Volume

1 (2)

Page

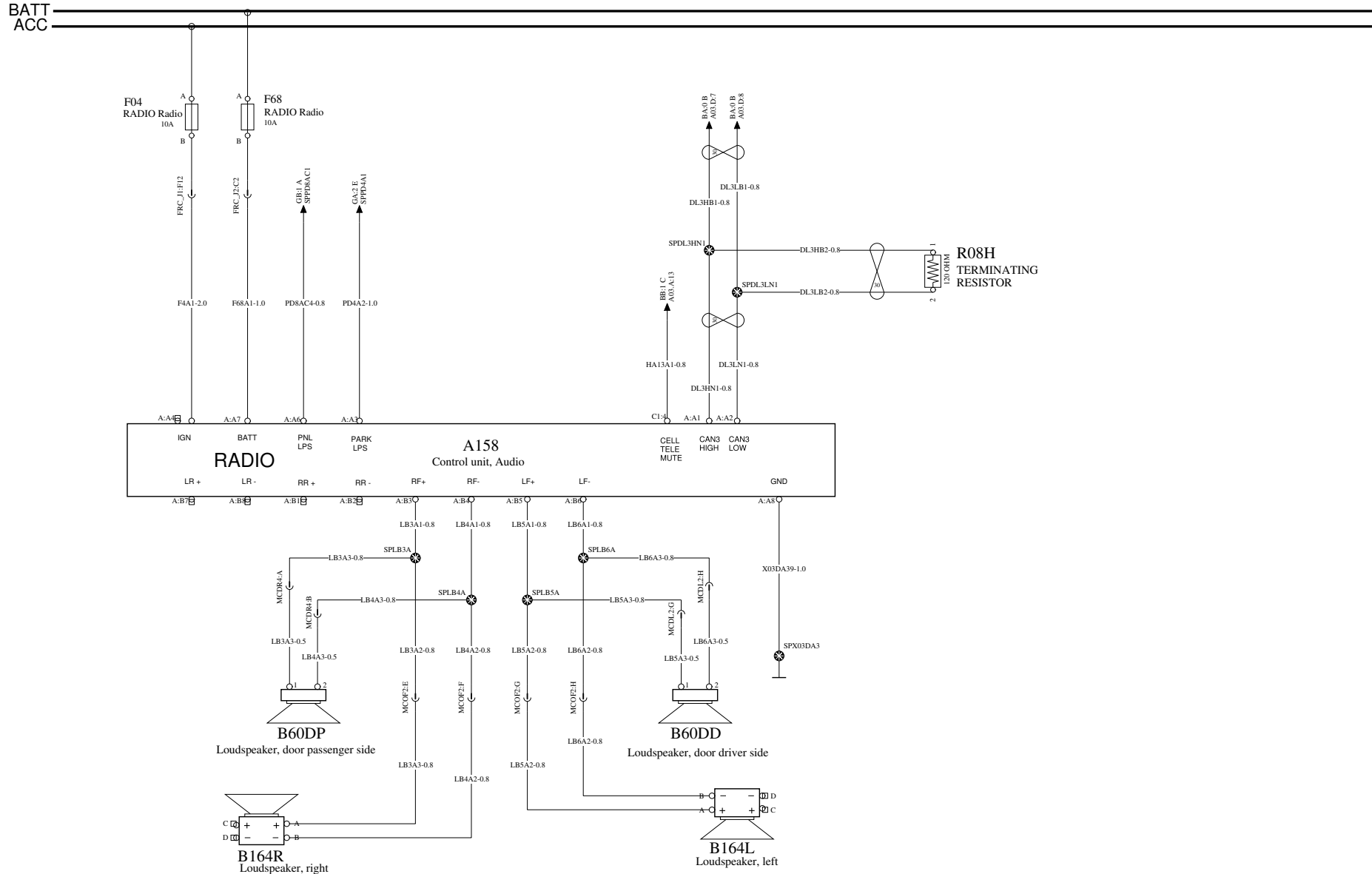
48 (59)

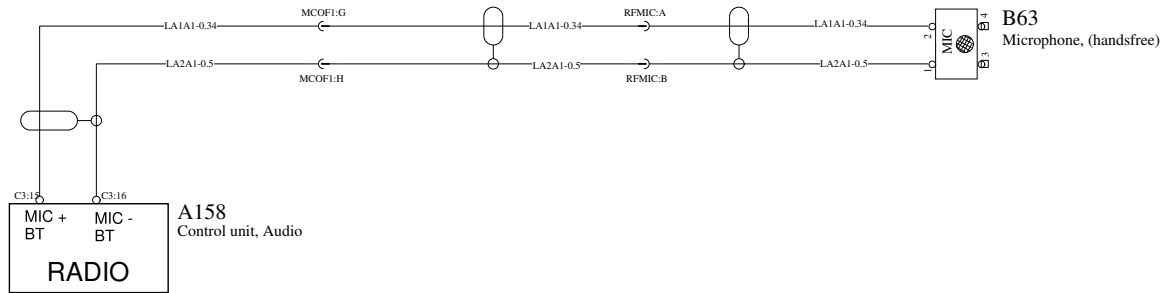


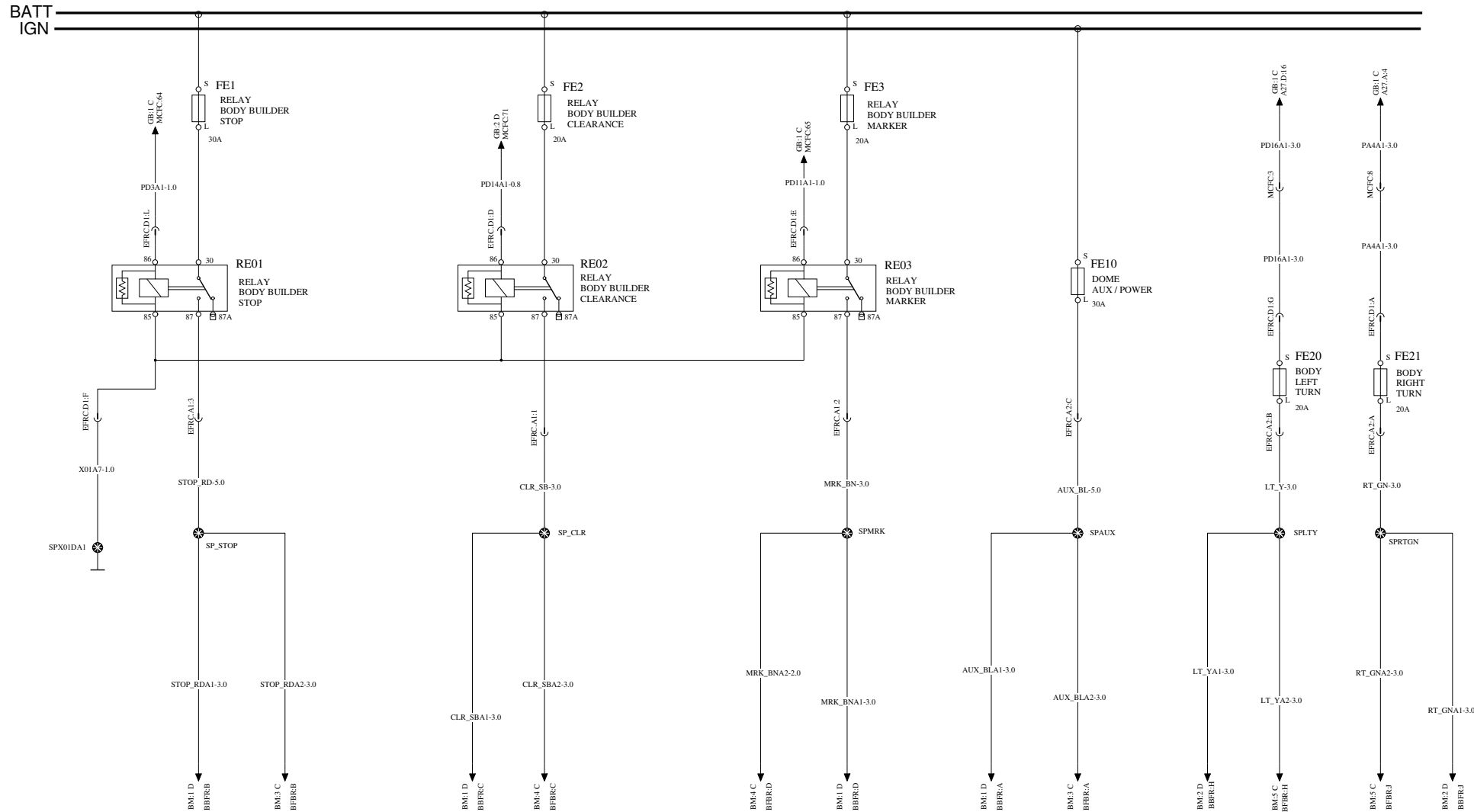


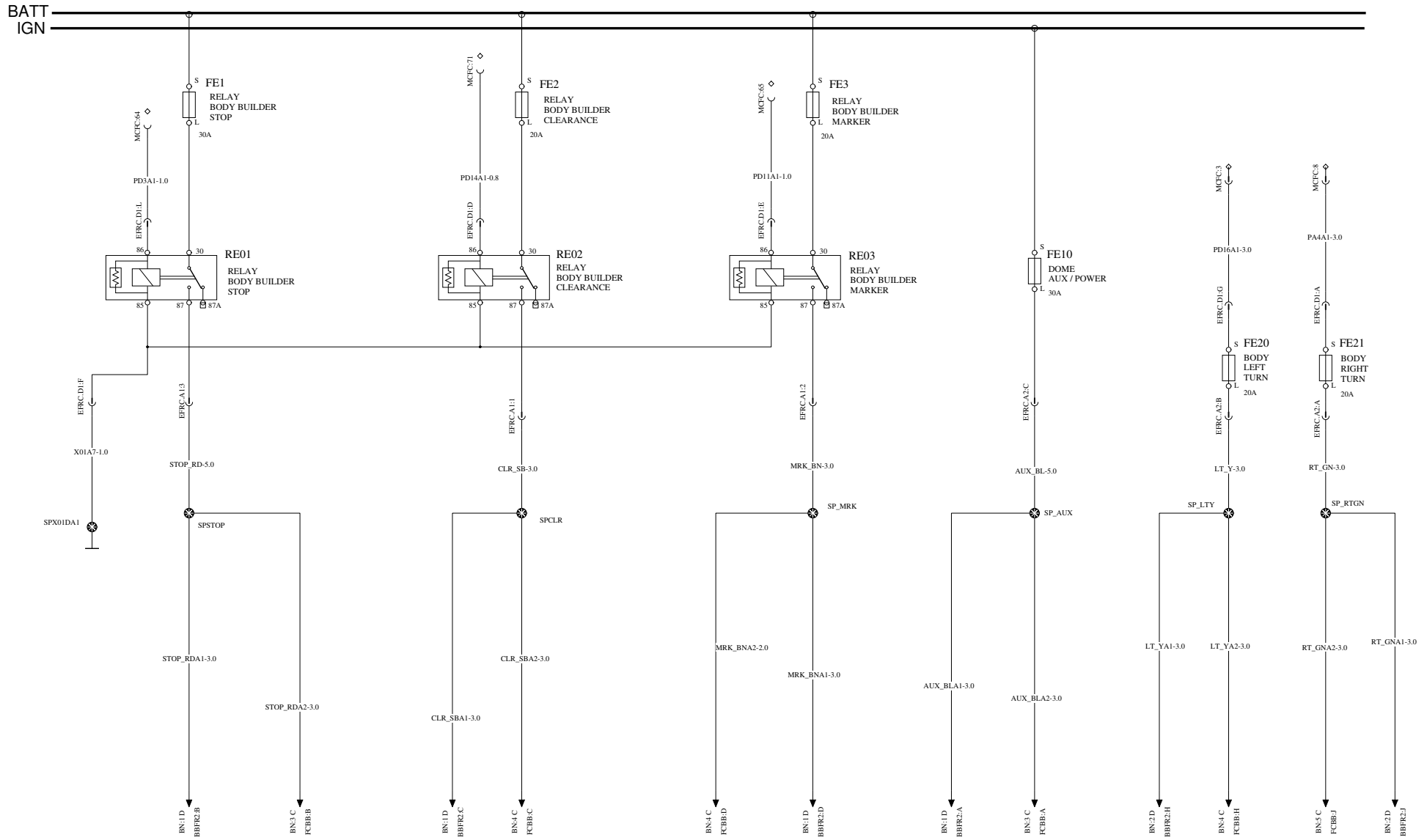
AUDIO SYSTEM - DAYCAB

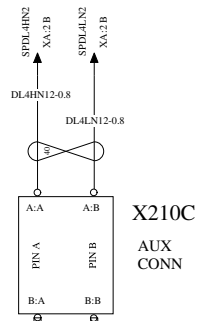


WIRING DIAGRAM: KA



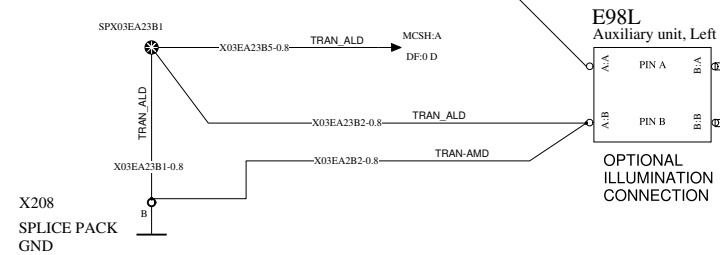
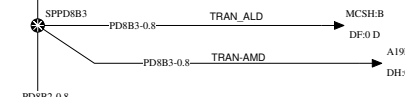




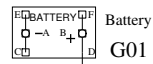




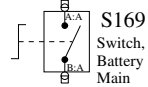
OPTIONAL  
 J1587 CONNECTION



PAGE ND IS INFORMATIONAL ONLY  
AND NOT PART OF THE VEHICLE WIRING



BATTERY BOX LOCATED  
RIGHT FRONT OF VEHICLE UNDER  
PASSENGER SIDE DOOR



SEE SCHEMATIC SHEET AF AND AQ FOR  
DISCONNECT SWITCH S169 WIRING.

WHEN THERE IS A DISCONNECT SWITCH  
IT IS RECOMMENDED THAT THE LIFTGATE  
BE WIRED TO THE SWITCH , NOT DIRECTLY  
TO THE BATTERY.



CIRCUIT PROTECTION REQUIRED CABLE MUST BE  
SIZED PROPERLY FOR LOAD .

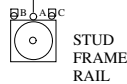


LIFTGATE  
DEVICE

GROUND MUST NOT GO DIRECTLY  
TO THE BATTERY AND BYPASS THE  
GROUND FUSELINK.

CABLE MUST BE SIZED PROPERLY FOR LOAD

SEE SCHEMATIC SHEET AE FOR VEHICLE GROUNDING



GROUND STUD IS LOCATED ON THE FRAME RAIL  
AT THE BATTERY BOX. MULTI-STUD FRAME GROUNDING  
PLATE SUPPLIED WITH LIFTGATE PREP AND BODY BUILDER  
PACKAGE. MULTI-STUD BUSS REPLACES SINGLE FRAME RAIL  
GROUND STUD.

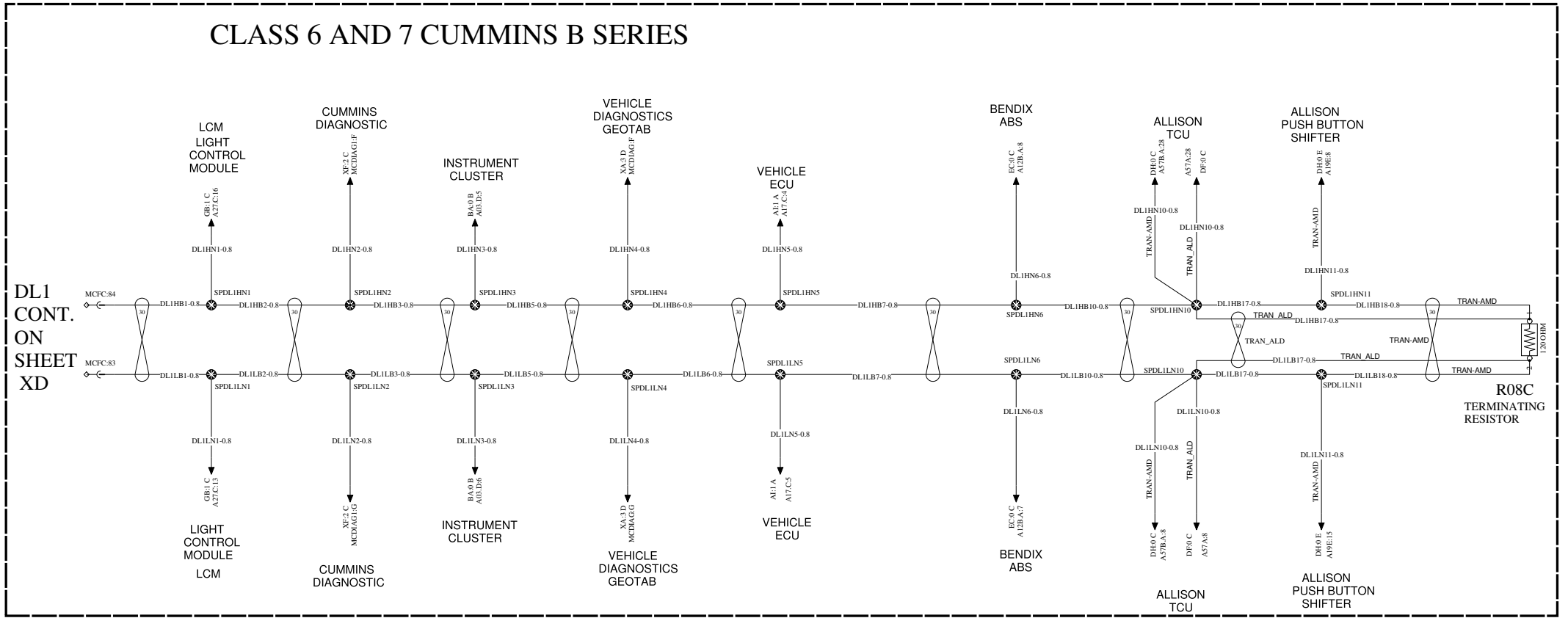


FRAME RAIL  
GROUND STUD





CLASS 6 AND 7 CUMMINS B SERIES



DL1 CONT. ON SHEET XD

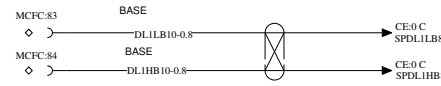
A

A

B

B

### CLASS 6 AND 7 CUMMINS B SERIES



C

C

D

D

E

E

Volvo Truck Corporation

Document title  
PCE6 MACK SCHEMATIC

Document type  
PRODUCT SCHEMATIC

Document No

24197318

Issue

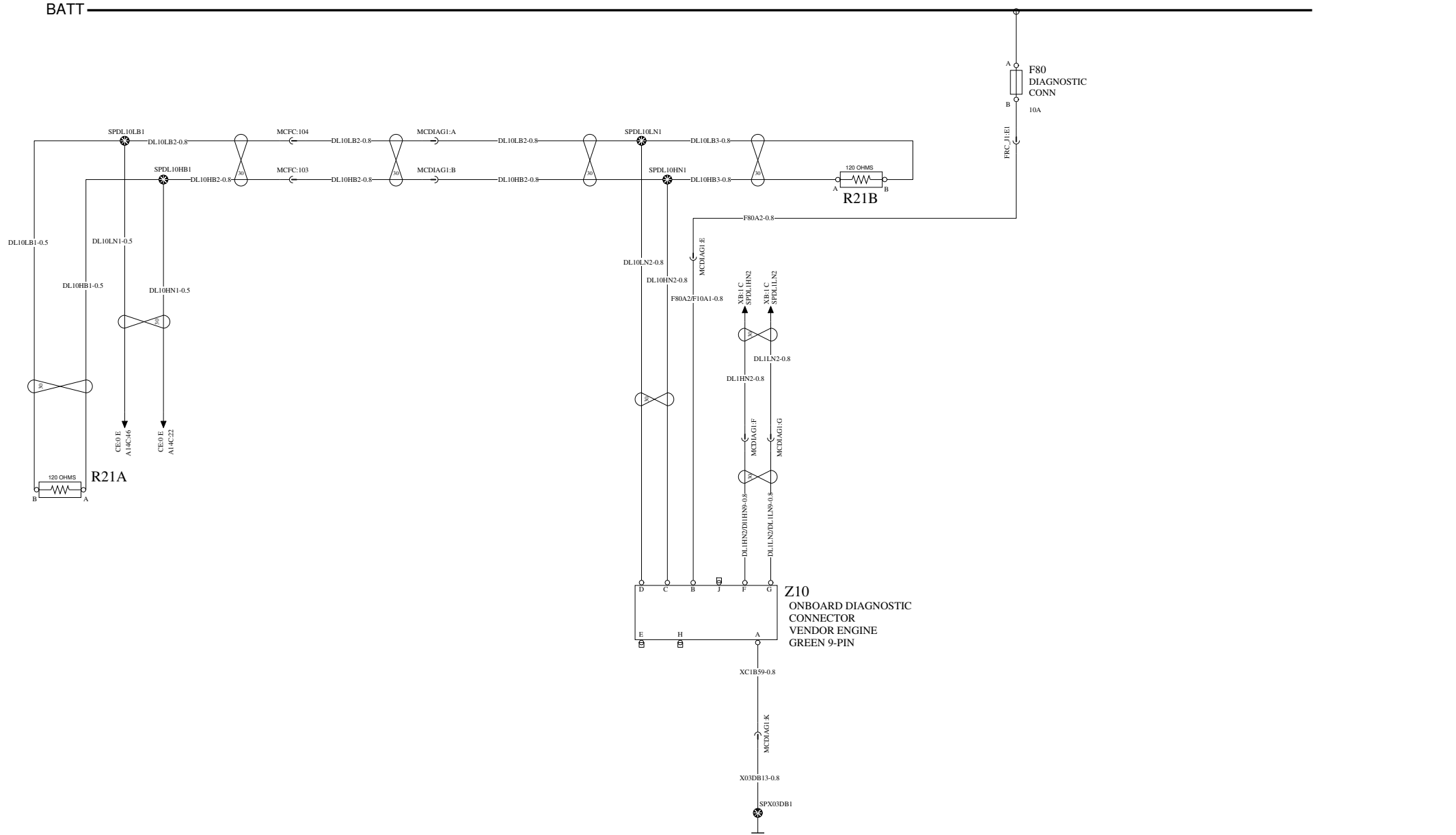
01

Volume

1 (2)

Page

58 (59)



0

1

2

3

4

### BILL OF MATERIALS INDEX (VOL 2)

NAME	PAGE
GROUNDS	2
FUSES AND CIRCUIT BREAKERS	3

NAME	PAGE
RELAYS	5
COMPONENTS	6

NAME	PAGE
INLINES	10
SPLICES	14

NAME	PAGE
SHELLS	15
REFERENCES	17

A

A

B

B

C

C

D

D

E

E

Volvo Truck Corporation

Document title  
PCE6 MACK SCHEMATIC

Document type  
PRODUCT SCHEMATIC

Document No  
**24197318**

Issue  
**01**

Volume  
**2 (2)**

Page  
**1 (21)**

0

1

2

3

4

0

1

2

3

4

# GROUNDS

NAME	PAGE
X01F AE 2	D

NAME	PAGE
X01F ND 2	E

NAME	PAGE
X07A IK 0	B

NAME	PAGE
X45 CA 2	B

NAME	PAGE
X71 AE 2	C

A

A

B

B

C

C

D

D

E

E

Volvo Truck Corporation

Document title
PCE6 MACK SCHEMATIC

Document type
PRODUCT SCHEMATIC

Document No

24197318

Issue

01

Volume

2 (2)

Page

2 (21)

0

1

2

3

4

## FUSES AND CIRCUIT BREAKERS

FUSE	DESCRIPTION	PAGE
F01 ()	OPEN	AB 4 D
F02 ()	HVAC	AB 4 D
F02 ()	HVAC	HA 2 A
F03 ()	HEATED SEATS	AB 4 D
F04 ()	RADIO Radio	AB 3 D
F04 ()	RADIO Radio	KA 0 A
F05 ()	LECM4	AA 1 C
F06 ()	RH SLEEPER PWR PORTS/ CONSOLE	AA 0 C
F07 ()	LH SLEEPER PWR PORTS	AA 2 C
F08 ()	AUX SW 1	AA 2 C
F08 ()	AUX SW 1	BI 1 A
F09 ()	USB CHARGE PORTS	AA 0 C
F09 ()	USB CHARGE PORTS	IK 3 A
F10 ()	CUST.	AA 3 C
F10 ()	CUST.	AQ 1 A
F11 ()	INTERIOR AUX. FAN	AB 3 D
F12 ()	DASH POWER PORT	AB 3 D
F12 ()	DASH POWER PORT	IK 0 A
F13 ()	OPEN	AB 4 D
F14 ()	OPEN	AB 4 D
F15 ()	/BBM BBM LECM1 LECM1/	AA 1 C
F16 ()		AA 3 C
F16 ()		BY 0 A
F17 ()	AUX SW 6	AA 0 C
F18 ()	INT LAMP/ LECM 3 HVAC FAN	AA 1 C
F19 ()	NEUTRAL POWER	AA 0 C
F19 ()	NEUTRAL POWER	BI 2 A
F20 ()	HORN	AA 2 B
F20 ()	HORN	GQ 1 A
F21 ()	OPEN	AB 3 B
F22 ()	DCP OPEN R	AA 2 C
F22 ()	DCP OPEN R	IF 3 A
F23 ()	AUX. AUX.SW CUST./ SW	AB 0 C
F23 ()	AUX. AUX.SW CUST./ SW	AQ 2 A
F24 ()	DCP L OPEN	AA 1 C
F24 ()	DCP L OPEN	IF 1 A
F25 ()	TGW DCP	AB 3 D
F25 ()	TGW DCP	IF 1 A
F26 ()	DOME/ DOME/DOOR DOOR INT LAMPS	AA 1 C
F26 ()	DOME/ DOME/DOOR DOOR INT LAMPS	IA 2 A
F27 ()	LCM3	AA 3 B
F27 ()	LCM3	GB 2 A
F28 ()	CUST.	AA 3 C
F28 ()	CUST.	AQ 1 A
F29 ()	EFRC	AA 2 D
F29 ()	EFRC	AC 2 A
F30 ()	ULTRASHIFT	AB 3 B
F31 ()	CUMMINS IGN	AB 3 B
F31 ()	CUMMINS IGN	CE 2 A
F32 ()	AUX. AUX.SW CUST./ SW	AB 1 C

FUSE	DESCRIPTION	PAGE
F32 ()	AUX. AUX.SW CUST./ SW	AQ 2 A
F33 ()	CLU/AIR SOL/SW	AB 3 C
F33 ()	CLU/AIR SOL/SW	FD 2 A
F33 ()	CLU/AIR SOL/SW	FE 1 A
F34 ()	OPEN	AB 0 C
F34 ()	OPEN	BY 2 A
F35 ()	AUX SW 5	AB 3 C
F36 ()	PEOPLENET QUALCOM/ TELEMATICS	AB 2 C
F37 ()	FUME DETECTOR	AB 2 C
F37 ()	FUME DETECTOR	DF 1 A
F38 ()	LECM MIRR. TEMP.	AB 2 C
F39 ()	MCS	AA 4 D
F40 ()	LCP/ LCM	AA 2 D
F40 ()	LCP/ LCM	GA 0 A
F41 ()	ABS	AA 1 B
F41 ()	ABS	EC 3 A
F42 ()	DISPLAY TTU	AA 4 B
F43 ()	LECM2	AA 0 B
F44 ()	KEY SW./ M-DRIVE START	AA 3 B
F45 ()	OPEN	AB 3 B
F46 ()	OPEN	AB 1 C
F47 ()	BB IGN	AB 3 C
F47 ()	BB IGN	BI 1 A
F48 ()	HEATED WINDSHIELD	AB 1 C
F49 ()	/LIFT AXLES LAMPS LAMPS/ LIFT REVERSE	AB 2 C
F49 ()	/LIFT AXLES LAMPS LAMPS/ LIFT REVERSE	GG 2 B
F50 ()	M-DRIVE	AA 3 C
F51 ()	M-DRIVE	AA 4 C
F52 ()	INSTRUMENT CLUSTER	AA 2 B
F52 ()	INSTRUMENT CLUSTER	BA 0 A
F53 ()	BBM	AB 1 B
F53 ()	BBM	AG 0 B
F54 ()	TRANS/ PARKER PTO	AB 1 B
F54 ()	TRANS/ PARKER PTO	DF 1 A
F54 ()	TRANS/ PARKER PTO	DH 1 A
F55 ()	OPEN	AA 4 D
F56 ()	BENDIX FUSION	AA 3 D
F57 ()	SNOW PLOW LAMPS LH	AA 3 D
F58 ()	SNOW PLOW LAMPS RH	AA 3 D
F59 ()	SEAT SRS	AA 2 D
F60 ()	HVAC FAN	AA 0 B
F60 ()	HVAC FAN	HA 0 A
F61 ()	LVD SENS/ VENDOR TTU	AA 1 B
F62 ()	CB POWER	AB 0 C
F63 ()	AUX AUX.SW CUST./ SW	AB 0 C
F63 ()	AUX AUX.SW CUST./ SW	AQ 2 A
F64 ()	OPEN	AB 2 C
F65 ()	OPEN	AB 1 C
F66 ()	M-DRIVE	AA 4 B
F67 ()	OPEN	AA 4 B

Volvo Truck Corporation

Document title  
PCE6 MACK SCHEMATIC

Document type  
PRODUCT SCHEMATIC

Document No

24197318

Issue

01

Volume

2 (2)

Page

3 (21)

## FUSES AND CIRCUIT BREAKERS

FUSE	DESCRIPTION	PAGE
F67 ( )	OPEN	BY 0 A
F68 ( )	RADIO Radio	AA 4 B
F68 ( )	RADIO Radio	KA 0 A
F69 ( )	VECU	AB 1 B
F69 ( )	VECU	AG 0 B
F70 ( )	PTO	AB 1 B
F70 ( )	PTO	AJ 1 A
F71 ( )	CENTER PIN HOT	AA 0 B
F72 ( )	OPEN	AA 3 D
F73 ( )	ACC/ ECS SENSE/ SENSOR/ECS SIDE	AA 3 D
F74 ( )	OPEN	AA 4 D
F75 ( )	WIPER	AA 2 D
F75 ( )	WIPER	GP 0 A
F76 ( )	ISO 3731 PLUG	AA 1 B
F77 ( )	BENDIX FUSION	AA 4 B
F78 ( )	LCM2	AA 2 B
F78 ( )	LCM2	GB 2 B
F79 ( )	LCM4	AA 0 B
F79 ( )	LCM4	GB 3 B
F80 ( )	DIAGNOSTIC CONN	AA 2 B
F80 ( )	DIAGNOSTIC CONN	XA 3 A
F80 ( )	DIAGNOSTIC CONN	XF 3 A
F81 ( )	LCM1	AA 1 B
F81 ( )	LCM1	GB 2 A
F82 ( )	LCM6	AA 3 B
F82 ( )	LCM6	GB 3 A
F83 ( )	LCM5	AA 3 B
F83 ( )	LCM5	GB 2 B
F84 ( )	POWER DOOR LOCKS	AA 1 B
F85 ( )	TGW	AA 2 B
F86 ( )	ECS/ BEACON LAMPS	AA 3 B
F87 ( )	CUST.	AA 0 B
F87 ( )	CUST.	AQ 2 A
FE1 ( )	TRAILER STOP RELAY	AC 0 B
FE1 ( )	TRAILER STOP RELAY	MA 0 A
FE1 ( )	TRAILER STOP RELAY	MB 1 A
FE2 ( )	RELAY TRAILER CLEARANCE	AC 1 B
FE2 ( )	RELAY TRAILER CLEARANCE	MA 2 A
FE2 ( )	RELAY TRAILER CLEARANCE	MB 2 A
FE3 ( )	RELAY TRAILER MARKER	AC 1 B
FE3 ( )	RELAY TRAILER MARKER	MA 2 A

FUSE	DESCRIPTION	PAGE
FE3 ( )	RELAY TRAILER MARKER	MB 3 A
FE4 ( )	EMS MAIN VOLVO/ CUMMINS	AC 2 C
FE4 ( )	EMS MAIN VOLVO/ CUMMINS	AG 2 A
FE5 ( )	ACM EMS	AC 2 C
FE5 ( )	ACM EMS	AG 3 A
FE6 ( )	VECU/ WATER IN FUEL SW/ ENG. BRAKE	AC 2 C
FE07 ( )	ENGINE EURO5	AC 2 C
FE8 ( )	EMS COM 1	AC 2 C
FE8 ( )	EMS COM 1	AG 3 A
FE9 ( )	EMS COMP 2	AC 3 C
FE9 ( )	EMS COMP 2	AG 4 A
FE10 ( )	TRAILER AUX/ABS	AC 3 C
FE10 ( )	TRAILER AUX/ABS	MA 3 B
FE10 ( )	TRAILER AUX/ABS	MB 4 B
FE11 ( )	ABS IGN	AC 3 C
FE11 ( )	ABS IGN	EC 3 A
FE12 ( )	FUEL HEAT	AC 3 C
FE12 ( )	FUEL HEAT	FA 2 A
FE13 ( )	AIR DRYER	AC 3 C
FE13 ( )	AIR DRYER	FA 1 A
FE14 ( )	TPM	AC 4 C
FE15 ( )	APADS	AC 4 C
FE16 ( )	FAN FUEL COOLER	AC 4 C
FE17 ( )	FUSE CUMMINS AT	AD 2 D
FE17 ( )	FUSE CUMMINS AT	CF 3 A
FE18 ( )	CUMMINS ISX ISX-G ISX/	AD 1 B
FE19 ( )	AUTO TRANS: ALLISON/ EATON	AD 2 B
FE19 ( )	AUTO TRANS: ALLISON/ EATON	DF 0 A
FE19 ( )	AUTO TRANS: ALLISON/ EATON	DH 0 A
FE20 ( )	TRAILER LEFT TURN	AD 2 B
FE20 ( )	TRAILER LEFT TURN	MA 4 B
FE20 ( )	TRAILER LEFT TURN	MB 4 B
FE21 ( )	TRAILER RIGHT TURN	AD 2 B
FE21 ( )	TRAILER RIGHT TURN	MA 4 B
FE21 ( )	TRAILER RIGHT TURN	MB 5 B
FE25 ( )	UREA HEATED LINES	AD 1 D
FE25 ( )	UREA HEATED LINES	CF 1 A
FM03 ( )	FUSE CUMMINS GRID HEATER	CF 1 A
FT05 ( )	FUSE DCU	CE 3 B
FT06 ( )	FUSE CUMMINS UREA PUMP	CE 0 A

Volvo Truck Corporation

Document title  
PCE6 MACK SCHEMATIC

Document type  
PRODUCT SCHEMATIC

Document No

24197318

Issue

01

Volume

2 (2)

Page

4 (21)

0

1

2

3

4

## RELAYS

RELAY	DESCRIPTION	PAGE
RLY01	ACCESSORY POWER	AB 4 C
RLY02	RELAY RADIO WAKE	AB 3 E
RLY03	NEUTRAL POWER	AA 0 D
RLY03	NEUTRAL POWER	BI 2 B
RLY04	VENDOR START ENABLE	AB 0 D
RLY04	VENDOR START ENABLE	CF 0 C
RLY05	RELAY CENTER PIN HOT	AB 0 E
RLY06	RELAY RADIO WAKE	AB 0 E
RLY06	RELAY RADIO WAKE	DF 4 B
RLY06	RELAY RADIO WAKE	DH 4 B
RLY10	RELAY, CITY HORN	AA 2 B

RELAY	DESCRIPTION	PAGE
RLY10	RELAY, CITY HORN	GQ 1 B
RLY11	RELAY START ENABLE	AB 2 B
RLY11	RELAY START ENABLE	AI 4 C
RLY12	RELAY HVAC BLOWER	AB 0 D
RLY12	RELAY HVAC BLOWER	HA 0 B
RLY14	RELAY LIFT AXLE/ REVERSE SIGNAL	AB 2 D
RLY14	RELAY LIFT AXLE/ REVERSE SIGNAL	GG 2 B
RLY15	RELAY ALLISON BODYBUILDER	AB 2 B
RLY15	RELAY ALLISON BODYBUILDER	DF 3 B
RLY15	RELAY ALLISON BODYBUILDER	DH 3 B
RLY16	RELAY ALLISON BODYBUILDER	AA 0 E

RELAY	DESCRIPTION	PAGE
RLY17	POWER IGNITION 1	AB 0 B
RLY18	RELAY I-SHIFT POWER	AA 4 B
RLY19	RELAY EMS 2	AB 1 B
RLY19	RELAY EMS 2	AG 1 B
RLY20	IGNITION+	AA 3 C
RLY22	RELAY ECS POWER	AA 3 B
RLY23	RELAY INTERMITTENT WIPER	AA 2 E
RLY23	RELAY INTERMITTENT WIPER	GP 1 B
RLY24	RELAY INTERMITTENT WIPER	AA 2 E
RLY24	RELAY INTERMITTENT WIPER	GP 0 B
RLY42A	RELAY GRID HEATER	CF 0 A

Volvo Truck Corporation

Document title  
PCE6 MACK SCHEMATIC

Document type  
PRODUCT SCHEMATIC

Document No

24197318

Issue

01

Volume

2 (2)

Page

5 (21)

0

1

2

3

4



## COMPONENTS

COMPONENT	DESCRIPTION	PAGE
A03	Instrument cluster	BA 0 B
A03	Instrument cluster	BB 1 C
A03	Instrument cluster	GQ 3 A
A12B	CONTROL UNIT, ABS (ANTI-LOCK BRAKE SYSTEM	EC 0 C
A14C	CONTROL UNIT EMS CUMMINS ISX '16	CE 0 E
A14C	CONTROL UNIT EMS CUMMINS ISX '16	CF 0 E
A14C	CONTROL UNIT EMS CUMMINS ISX '16	CG 1 C
A17	Control unit, VECU (Vehicle ECU)	AG 0 B
A17	Control unit, VECU (Vehicle ECU)	AH 0 D
A17	Control unit, VECU (Vehicle ECU)	AI 1 A
A19E	SHIFT SELECTOR ALLISON	DH 0 E
A27	Control unit, LCM ( Light Control Module	GA 1 C
A27	Control unit, LCM ( Light Control Module	GB 1 C
A27	Control unit, LCM ( Light Control Module	GG 0 B
A34	Control unit, climate unit	HA 1 C
A55B	Allison Transmission 2000 Series	DE 0 D
A57A	CONTROL UNIT ALLISON TRANS. GEN 4	DE 0 A
A57A	CONTROL UNIT ALLISON TRANS. GEN 4	DF 0 C
A57B	Control Unit, Allison Transmission 3200	DG 0 A
A57B	Control Unit, Allison Transmission 3200	DH 0 C
A58	Allison Transmission	DG 0 D
A158	Control unit, Audio	KA 0 C
A158	Control unit, Audio	KD 1 C
A175C	CONNECTOR TMC RP 1226	BY 0 C
A175D	CONNECTOR TMC RP 1226	BY 3 C
B06D	SENSOR PRIMARY AIR	BA 1 D
B06E	SENSOR SECONDARY AIR	BA 1 C
B07	Sensor, fuel level	BA 3 D
B13	SENSOR WHEEL SPEED LH 1ST AXLE	EC 2 B
B14	SENSOR WHEEL SPEED RH 1ST AXLE	EC 1 B
B15	SENSOR WHEEL SPEED LH 2ND AXLE	EC 0 B
B16	SENSOR, WHEEL SPEED RH 2ND AXLE	EC 4 D
B22C	SENSOR, AMBIENT AIR TEMP	CE 3 D
B22C	SENSOR, AMBIENT AIR TEMP	CG 4 B
B25A	SENSOR ACCELERATOR PEDAL	AI 2 C
B60DD	Loudspeaker, door driver side	KA 2 D
B60DP	Loudspeaker, door passenger side	KA 1 D
B63	Microphone, (handsfree)	KD 2 C
B123B	SENSOR, LOW COOLANT	CE 1 C
B123B	SENSOR, LOW COOLANT	CG 3 B
B124RR	SENSOR OIL TEMP RR AXLE	BB 3 B
B142C	Sensor, AdBlue level and temperature	CF 3 A
B156	SENSOR FREON HI RESS. FAN	AI 2 C
B164L	Loudspeaker, left	KA 2 D
B164R	Loudspeaker, right	KA 1 D
B337	SENSOR FREON HI PRESSURE	HA 3 A
E10L	LAMP TAIL LIGHT LEFT	GF 3 D
E10L	LAMP TAIL LIGHT LEFT	GH 4 D
E10R	LAMP TAIL LIGHT RIGHT	GF 4 D
E10R	LAMP TAIL LIGHT RIGHT	GH 5 D

COMPONENT	DESCRIPTION	PAGE
E11LM	Lamp, Side repeater D.S.	GD 2 C
E11RM	Lamp, Side repeater P.S.	GD 2 C
E13LS	Lamp, direction indicator, left side	GA 1 E
E13RS	Lamp, direction indicator, right side	GA 1 E
E17L	Lamp, interior light	IL 1 B
E17R	Lamp, interior light	IL 2 B
E19C	Lamp, identification light, roof, center	GC 2 C
E19L	Lamp, identification light, roof, left	GC 1 C
E19R	Lamp, identification light, roof, right	GC 2 C
E30LM	Headlight Left	GD 1 C
E30RM	Headlight Right	GD 3 C
E35	HVAC Unit, Heat, Ventilation and Air Cond	HA 1 D
E52L	Lamp, Roof, left	GC 1 C
E52R	Lamp, Roof, right	GC 2 C
E84LM	Lamp, Directional indicator, LED	GD 1 D
E84RM	Lamp, Directional indicator, LED	GD 3 D
E98L	Auxiliary unit, Left	NA 2 D
E130L	Lamp, Door Instep Lamp, left	IA 3 B
E130R	Lamp, Door Instep Lamp, right	IA 3 D
F01	OPEN	AB 4 D
F02	HVAC	AB 4 D
F02	HVAC	HA 2 A
F03	HEATED SEATS	AB 4 D
F04	RADIO Radio	AB 3 D
F04	RADIO Radio	KA 0 A
F05	LECM4	AA 1 C
F06	RH SLEEPER PWR PORTS/ CONSOLE	AA 0 C
F07	LH SLEEPER PWR PORTS	AA 2 C
F08	AUX SW 1	AA 2 C
F08	AUX SW 1	BI 1 A
F09	USB CHARGE PORTS	AA 0 C
F09	USB CHARGE PORTS	IK 3 A
F10	CUST.	AA 3 C
F10	CUST.	AQ 1 A
F11	INTERIOR AUX. FAN	AB 3 D
F12	DASH POWER PORT	AB 3 D
F12	DASH POWER PORT	IK 0 A
F13	OPEN	AB 4 D
F14	OPEN	AB 4 D
F15	/BBM BBM LECM1 LECM1/	AA 1 C
F16		AA 3 C
F16		BY 0 A
F17	AUX SW 6	AA 0 C
F18	INT LAMP/ LECM 3 HVAC FAN	AA 1 C
F19	NEUTRAL POWER	AA 0 C
F19	NEUTRAL POWER	BI 2 A
F20	HORN	AA 2 B
F20	HORN	GQ 1 A
F21	OPEN	AB 3 B
F22	DCP OPEN R	AA 2 C

Volvo Truck Corporation

Document title  
PCE6 MACK SCHEMATIC

Document type  
PRODUCT SCHEMATIC

Document No

24197318

Issue

01

Volume

2 (2)

Page

6 (21)

## COMPONENTS

COMPONENT	DESCRIPTION	PAGE
F22	DCP OPEN R	IF 3 A
F23	AUX. AUX.SW CUST./ SW	AB 0 C
F23	AUX. AUX.SW CUST./ SW	AQ 2 A
F24	DCP L OPEN	AA 1 C
F24	DCP L OPEN	IF 1 A
F25	TGW DCP	TGW 3 D
F25	TGW DCP	IF 1 A
F26	DOME/ DOME/DOOR DOOR INT LAMPS	AA 1 C
F26	DOME/ DOME/DOOR DOOR INT LAMPS	IA 2 A
F27	LCM3	AA 3 B
F27	LCM3	GB 2 A
F28	CUST.	AA 3 C
F28	CUST.	AQ 1 A
F29	EFRC	AA 2 D
F29	EFRC	AC 2 A
F30	ULTRASHIFT	AB 3 B
F31	CUMMINS IGN	AB 3 B
F31	CUMMINS IGN	CE 2 A
F32	AUX. AUX.SW CUST./ SW	AB 1 C
F32	AUX. AUX.SW CUST./ SW	AQ 2 A
F33	CLU/AIR SOL/SW	AB 3 C
F33	CLU/AIR SOL/SW	FD 2 A
F33	CLU/AIR SOL/SW	FE 1 A
F34	OPEN	AB 0 C
F34	OPEN	BY 2 A
F35	AUX SW 5	AB 3 C
F36	PEOPLENET QUALCOM/ TELEMATICS	AB 2 C
F37	FUME DETECTOR	AB 2 C
F37	FUME DETECTOR	DF 1 A
F38	LECM MIRR. TEMP.	AB 2 C
F39	MCS	AA 4 D
F40	LCP/ LCM	AA 2 D
F40	LCP/ LCM	GA 0 A
F41	ABS	AA 1 B
F41	ABS	EC 3 A
F42	DISPLAY TTU	AA 4 B
F43	LECM2	AA 0 B
F44	KEY SW./ M-DRIVE START	AA 3 B
F45	OPEN	AB 3 B
F46	OPEN	AB 1 C
F47	BB IGN	AB 3 C
F47	BB IGN	BI 1 A
F48	HEATED WINDSHIELD	AB 1 C
F49	/LIFT AXLES LAMPS LAMPS/ LIFT REVERSE	AB 2 C
F49	/LIFT AXLES LAMPS LAMPS/ LIFT REVERSE	GG 2 B
F50	M-DRIVE	AA 3 C
F51	M-DRIVE	AA 4 C
F52	INSTRUMENT CLUSTER	AA 2 B
F52	INSTRUMENT CLUSTER	BA 0 A
F53	BBM	AB 1 B

COMPONENT	DESCRIPTION	PAGE
F53	BBM	AG 0 B
F54	TRANS/ PARKER PTO	AB 1 B
F54	TRANS/ PARKER PTO	DF 1 A
F54	TRANS/ PARKER PTO	DH 1 A
F55	OPEN	AA 4 D
F56	BENDIX FUSION	AA 3 D
F57	SNOW PLOW LAMPS LH	AA 3 D
F58	SNOW PLOW LAMPS RH	AA 3 D
F59	SEAT SRS	AA 2 D
F60	HVAC FAN	AA 0 B
F60	HVAC FAN	HA 0 A
F61	LVD SENS/ VENDOR TTU	AA 1 B
F62	CB POWER	AB 0 C
F63	AUX AUX.SW CUST./ SW	AB 0 C
F63	AUX AUX.SW CUST./ SW	AQ 2 A
F64	OPEN	AB 2 C
F65	OPEN	AB 1 C
F66	M-DRIVE	AA 4 B
F67	OPEN	AA 4 B
F67	OPEN	BY 0 A
F68	RADIO Radio	AA 4 B
F68	RADIO Radio	KA 0 A
F69	VECU	AB 1 B
F69	VECU	AG 0 B
F70	PTO	AB 1 B
F70	PTO	AJ 1 A
F71	CENTER PIN HOT	AA 0 B
F72	OPEN	AA 3 D
F73	ACC/ ECS SENSE/ SENSOR/ECS SIDE	AA 3 D
F74	OPEN	AA 4 D
F75	WIPER	AA 2 D
F75	WIPER	GP 0 A
F76	ISO 3731 PLUG	AA 1 B
F77	BENDIX FUSION	AA 4 B
F78	LCM2	AA 2 B
F78	LCM2	GB 2 B
F79	LCM4	AA 0 B
F79	LCM4	GB 3 B
F80	DIAGNOSTIC CONN	AA 2 B
F80	DIAGNOSTIC CONN	XA 3 A
F80	DIAGNOSTIC CONN	XF 3 A
F81	LCM1	AA 1 B
F81	LCM1	GB 2 A
F82	LCM6	AA 3 B
F82	LCM6	GB 3 A
F83	LCM5	AA 3 B
F83	LCM5	GB 2 B
F84	POWER DOOR LOCKS	AA 1 B
F85	TGW	AA 2 B
F86	ECS/ BEACON LAMPS	AA 3 B

Volvo Truck Corporation

Document title  
PCE6 MACK SCHEMATIC

Document type  
PRODUCT SCHEMATIC

Document No

24197318

Issue

01

Volume

2 (2)

Page

7 (21)

0

1

2

3

4

## COMPONENTS

COMPONENT	DESCRIPTION	PAGE
F87	CUST.	AA 0 B
F87	CUST.	AQ 2 A
FE1	TRAILER STOP RELAY	AC 0 B
FE1	TRAILER STOP RELAY	MA 0 A
FE1	TRAILER STOP RELAY	MB 1 A
FE2	RELAY TRAILER CLEARANCE	AC 1 B
FE2	RELAY TRAILER CLEARANCE	MA 2 A
FE2	RELAY TRAILER CLEARANCE	MB 2 A
FE3	RELAY TRAILER MARKER	AC 1 B
FE3	RELAY TRAILER MARKER	MA 2 A
FE3	RELAY TRAILER MARKER	MB 3 A
FE4	EMS MAIN VOLVO/ CUMMINS	AC 2 C
FE4	EMS MAIN VOLVO/ CUMMINS	AG 2 A
FE5	ACM EMS	AC 2 C
FE5	ACM EMS	AG 3 A
FE6	VECU/ WATER IN FUEL SW/ ENG. BRAKE	AC 2 C
FE07	ENGINE EURO5	AC 2 C
FE8	EMS COM 1	AC 2 C
FE8	EMS COM 1	AG 3 A
FE9	EMS COMP 2	AC 3 C
FE9	EMS COMP 2	AG 4 A
FE10	TRAILER AUX/ABS	AC 3 C
FE10	TRAILER AUX/ABS	MA 3 B
FE10	TRAILER AUX/ABS	MB 4 B
FE11	ABS IGN	AC 3 C
FE11	ABS IGN	EC 3 A
FE12	FUEL HEAT	AC 3 C
FE12	FUEL HEAT	FA 2 A
FE13	AIR DRYER	AC 3 C
FE13	AIR DRYER	FA 1 A
FE14	TPM	AC 4 C
FE15	APADS	AC 4 C
FE16	FAN FUEL COOLER	AC 4 C
FE17	FUSE CUMMINS AT	AD 2 D
FE17	FUSE CUMMINS AT	CF 3 A
FE18	CUMMINS ISX ISX-G ISX/	AD 1 B
FE19	AUTO TRANS: ALLISON/ EATON	AD 2 B
FE19	AUTO TRANS: ALLISON/ EATON	DF 0 A
FE19	AUTO TRANS: ALLISON/ EATON	DH 0 A
FE20	TRAILER LEFT TURN	AD 2 B
FE20	TRAILER LEFT TURN	MA 4 B
FE20	TRAILER LEFT TURN	MB 4 B
FE21	TRAILER RIGHT TURN	AD 2 B
FE21	TRAILER RIGHT TURN	MA 4 B
FE21	TRAILER RIGHT TURN	MB 5 B
FE25	UREA HEATED LINES	AD 1 D
FE25	UREA HEATED LINES	CF 1 A
FEM01	FUSE, MAIN POWER	AQ 4 A
FM03	FUSE CUMMINS GRID HEATER	CF 1 A
FT05	FUSE DCU	CE 3 B

COMPONENT	DESCRIPTION	PAGE
FT06	FUSE CUMMINS UREA PUMP	CE 0 A
G01	Battery	AE 0 D
G01	Battery	AF 2 D
G01	Battery	AQ 4 C
G01	Battery	CE 4 B
G01	Battery	ND 2 A
G01B	Battery Ring Battery 2	BL 2 B
G01E	BATTERY 1	BL 2 B
G02	ALTERNATOR	AE 2 A
G02	ALTERNATOR	AF 2 C
H02A	HORN DUAL TONE 1	GQ 1 D
H03	Reverse warner, acoustic	GF 2 B
H03	Reverse warner, acoustic	GH 3 B
M01	Motor, windscreen wiper	GP 1 C
M02B	WINDSHIELD WASHER PUMP, VHD	GP 3 B
M04	MOTOR, STARTER	AE 1 A
M04	MOTOR, STARTER	AF 2 A
M41	Motor Pump, Urea	CE 2 C
M106DS	MIRROR MOTORS/ HEATERS D S	IF 0 C
M106PS	MIRROR MOTORS/ HEATERS P S	IF 4 C
R01A	Heater Engine Preheat 110V	CA 2 D
R01C	Heater, engine preheat	CF 0 B
R08B	TERMINATING RESISTOR	BY 2 D
R08C	TERMINATING RESISTOR	XB 4 C
R08H	TERMINATING RESISTOR	KA 3 B
R08I	TERMINATING RESISTOR	CF 2 B
R09	Heater, fuel filter	FA 2 C
R09A	Rear Heater, fuel filter	FA 3 C
R14	Termination resistor	CE 0 B
R21A	TERMINATING RESISTOR DL10	XF 0 C
R21B	TERM RESISTOR	XF 2 B
R29	Heater, fuel filter	CF 1 C
R30	Heater, fuel filter	CF 2 C
R31	Heater, NOxCare pump to injector hose	CF 1 C
RE01	RELAY, TRAILER STOP	AC 0 C
RE01	RELAY, TRAILER STOP	MA 0 B
RE01	RELAY, TRAILER STOP	MB 1 B
RE02	RELAY TRAILER CLEARANCE	AC 1 C
RE02	RELAY TRAILER CLEARANCE	MA 1 B
RE02	RELAY TRAILER CLEARANCE	MB 2 B
RE03	RELAY TRAILER MARKER	AC 1 C
RE03	RELAY TRAILER MARKER	MA 2 B
RE03	RELAY TRAILER MARKER	MB 3 B
RE04	EFRC RELAY, EMS	AC 2 C
RE04	EFRC RELAY, EMS	AG 2 B
RE05	EFRC RELAY, IGN	AC 2 C
RE06	RELAY CAND CONDITIONER	AD 3 B
RE07	VOLVO FUEL COOLER CUMMINS DEF MODE	AD 0 B
RE07	VOLVO FUEL COOLER CUMMINS DEF MODE	CE 1 B
RE08	CES SPARE	AD 2 D

Volvo Truck Corporation

Document title  
PCE6 MACK SCHEMATIC

Document type  
PRODUCT SCHEMATIC

Document No

24197318

Issue

01

Volume

2 (2)

Page

8 (21)

0

1

2

3

4

## COMPONENTS

COMPONENT	DESCRIPTION	PAGE
RE08	CES SPARE	CF 3 B
RE09	UREA HEATER TANK TO PUMP	AD 0 D
RE09	UREA HEATER TANK TO PUMP	CF 1 B
RE10	UREA HEATER PUMP TO INJ.	AD 1 D
RE10	UREA HEATER PUMP TO INJ.	CF 1 B
RE11	UREA HEATER BACKFLOW	AD 1 D
RE11	UREA HEATER BACKFLOW	CF 2 B
S01	Switch, main lighting, selector type	GA 0 B
S06	Stalk switch, windscreen wiper, selector	BA 2 A
S07	SWITCH ENG. BRAKE SEL. TYPE	AH 1 C
S15	Switch Key switch	AQ 1 B
S43	Pressure switch, parking brake indicator	AI 0 D
S43A	SWITCH, PRESSURE PARK BRAKE, N.C.	DF 2 E
S43A	SWITCH, PRESSURE PARK BRAKE, N.C.	DH 2 E
S48A	PRESS SW, BRAKELIGHT N/O	GB 2 D
S59	Position switch, brake pedal, NO.	AI 1 C
S80DS	SWITCH DRIVER DOOR CONT PANEL	IF 1 C
S80PS	SWITCH PASS. DOOR CONT PANEL	IF 3 C
S115DS	SW. DRIVER SIDE DOOR	IA 3 C
S115PS	SW PASS. SIDE DOOR	IA 3 D
S130A	SWITCH AIR. SUSP.	FE 0 B
S137A	SWITCH PTO#1	FD 0 B
S169	Switch, Battery Main	AF 2 C
S169	Switch, Battery Main	AQ 4 B
S169	Switch, Battery Main	ND 1 A
S256A	SWITCH PTO 1	AJ 1 C
S366R	SW CAB REAR DOME LAMP	IL 2 C
S371	SWITCH, DIFF LOCK EATON	BB 0 B
S372	SWITCH SET/RESUME	AH 0 C
S373	SWITCH INTERWHEEL DIFF. LOCK	AH 3 B
S374	SWITCH SPEED CONTROL	AH 1 B
S493	SWITCH BRAKE AUTO NEUTRAL	DF 3 D
S493	SWITCH BRAKE AUTO NEUTRAL	DH 3 D
SK141A	SPLICE PACK, ILLUMINATION	AH 1 A
SK141A	SPLICE PACK, ILLUMINATION	AJ 1 A
SK141A	SPLICE PACK, ILLUMINATION	FE 1 A
SK141A	SPLICE PACK, ILLUMINATION	GB 2 A
SK141A	SPLICE PACK, ILLUMINATION	NA 2 A
X10	B+ pass through, Cab	AQ 3 B
X18	Fusible Link	AE 1 E
X41	B+, EJB	AA 1 A

COMPONENT	DESCRIPTION	PAGE
X41	B+, EJB	AB 0 A
X41	B+, EJB	AQ 3 C
X41A	EJB B+ LVD	AA 2 B
X41A	EJB B+ LVD	AB 4 B
X41A	EJB B+ LVD	AQ 3 D
X66	Connector, USB, Audio	IK 3 B
X71	GROUND, ENGINE BLOCK, ALTERNATOR, PRE-HE	AE 2 C
X87	Connector, Cummins Crossover (14 way)	CF 4 D
X89	Connector, Water-in-fuel Sensor	CF 0 C
X89	Connector, Water-in-fuel Sensor	CG 2 D
X115D	Contact reel	BA 2 A
X115D	Contact reel	BB 2 B
X117	Junction Box (1er)	AQ 1 C
X137A	STUD CAB GROUND	AE 3 D
X146A	CONNECTOR CUMMINS CES	CF 2 D
X146A	CONNECTOR CUMMINS CES	CG 2 A
X207	STUD FRAME RAIL	AE 1 E
X208	SPLICE PACK GND	AE 4 B
X208	SPLICE PACK GND	AH 1 D
X208	SPLICE PACK GND	AJ 2 D
X208	SPLICE PACK GND	DF 4 D
X208	SPLICE PACK GND	FE 2 C
X208	SPLICE PACK GND	GG 2 C
X208	SPLICE PACK GND	NA 1 E
X209	GND JUNCTION	AE 3 E
X210A	AUX CONNECTOR	BI 1 E
X210C	AUX CONN	NA 0 C
Y11	Solenoid valve unit, ABS, lhs. front	EC 1 A
Y12	Solenoid valve unit, ABS, front right	EC 0 B
Y13	Solenoid valve unit, ABS, lhs. front	EC 1 B
Y14	Solenoid valve unit, ABS, rear right	EC 0 E
Y35	Solenoid valve, engine cooling fan	CE 0 B
Y42	Clutch, magnetic, air conditioning compr	HA 3 C
Y51	SOLENOID VALVE AIR DRYER	FA 1 C
Y81A	Solenoid valve, urea heating tank	CF 1 C
Y197	CHASSIS SOLENOID PACK	FD 1 D
Y197	CHASSIS SOLENOID PACK	FE 0 D
Z10	ONBOARD DIAGNOSTIC CONNECTOR VENDOR ENGIN	XF 2 D
Z11	BODY BUILDER RELS CONNECTOR	BH 3 C
Z11	BODY BUILDER RELS CONNECTOR	BJ 3 C

Volvo Truck Corporation

Document title  
PCE6 MACK SCHEMATIC

Document type  
PRODUCT SCHEMATIC

Document No

24197318

Issue

01

Volume

2 (2)

Page

9 (21)

0

1

2

3

4

## INLINES

INLINE	PAGE
ALLISON:1	DE 2 C
ALLISON:1	DG 2 C
ALLISON:2	DE 2 C
ALLISON:2	DG 2 C
ALLISON:4	DE 2 C
ALLISON:4	DG 2 C
ALLISON:6	DE 1 C
ALLISON:6	DG 1 C
ALLISON:7	DE 1 C
ALLISON:7	DG 1 C
ALLISON:8	DE 1 C
ALLISON:8	DG 1 C
ALLISON:9	DE 1 C
ALLISON:9	DG 1 C
ALLISON:10	DE 0 C
ALLISON:10	DG 0 C
ALLISON:11	DE 0 C
ALLISON:11	DG 0 C
ALLISON:12	DE 1 C
ALLISON:12	DG 1 C
ALLISON:13	DE 1 C
ALLISON:13	DG 1 C
ALLISON:14	DE 2 C
ALLISON:14	DG 2 C
ALLISON:15	DE 2 C
ALLISON:15	DG 2 C
ALLISON:16	DE 3 C
ALLISON:16	DG 2 C
ALLISON:17	DE 0 C
ALLISON:17	DG 0 C
ALLISON:18	DE 0 C
ALLISON:18	DG 0 C
ALLISON:19	DE 2 C
ALLISON:19	DG 2 C
ALLISON:20	DE 2 C
ALLISON:20	DG 2 C
ALLISON:22	DE 2 C
ALLISON:22	DG 2 C
ALLISON:23	DE 2 C
ALLISON:23	DG 2 C
ALLISON:24	DE 3 C
ALLISON:24	DG 3 C
ALLISON:26	DE 3 C
ALLISON:26	DG 3 C
ALLISON:27	DE 1 C
ALLISON:27	DG 1 C
ALLISON:28	DE 3 C
ALLISON:28	DG 3 C
ALLISON:30	DE 0 C
ALLISON:30	DG 0 C
ALLISON:31	DE 0 C

INLINE	PAGE
ALLISON:31	DG 0 C
B156A:1	AI 2 C
B156A:2	AI 2 C
BBCU:A	CG 4 D
BBCU:B	CG 4 D
BBCU:C	CG 4 D
BBCU:D	CG 4 D
BBCU:E	CG 4 D
BBCU:F	CG 4 E
BBCU:G	CG 4 E
BBCU:H	CG 4 E
BBCU:J	CG 4 E
BBCU:K	CG 4 E
BBFR2:A	BN 1 D
BBFR2:B	BN 1 D
BBFR2:C	BN 1 D
BBFR2:D	BN 1 D
BBFR2:E	BN 1 D
BBFR2:F	BN 1 D
BBFR2:G	BN 2 D
BBFR2:H	BN 2 D
BBFR2:J	BN 2 D
BBFR2:K	BN 2 D
BBFR2:L	BN 2 D
BBFR2:M	BN 3 D
BBFR:A	BM 1 D
BBFR:B	BM 1 D
BBFR:C	BM 1 D
BBFR:D	BM 1 D
BBFR:E	BM 1 D
BBFR:F	BM 2 D
BBFR:G	BM 2 D
BBFR:H	BM 2 D
BBFR:J	BM 2 D
BBFR:K	BM 2 D
BBFR:L	BM 2 D
BBFR:M	BM 3 D
BBM 1939:1	AI 3 C
BBM 1939:2	AI 3 C
BBRR:A	BM 3 D
BBRR:A	BN 3 D
BBRR:B	BM 3 D
BBRR:B	BN 3 D
BBRR:C	BM 4 D
BBRR:C	BN 4 D
BBRR:D	BM 4 D
BBRR:D	BN 4 D
BBRR:E	BM 4 D
BBRR:E	BN 4 D
BBRR:F	BM 4 D

INLINE	PAGE
BBRR:F	BN 4 D
BBRR:G	BM 4 D
BBRR:G	BN 4 D
BBRR:H	BM 5 D
BBRR:H	BN 4 D
BBRR:J	BM 5 D
BBRR:J	BN 5 D
BBRR:K	BM 5 D
BBRR:K	BN 5 D
BBRR:L	BM 5 D
BBRR:L	BN 5 D
BBRR:M	BM 5 D
BBRR:M	BN 5 D
BFBR:A	BM 3 C
BFBR:B	BM 3 C
BFBR:C	BM 4 C
BFBR:D	BM 4 C
BFBR:E	BM 1 C
BFBR:F	BM 2 C
BFBR:G	BM 2 C
BFBR:H	BM 5 C
BFBR:J	BM 5 C
BFBR:K	BM 5 C
BFBR:L	BM 5 C
BFBR:M	BM 5 C
CUBB:A	CG 1 B
CUBB:A	CG 3 D
CUBB:B	CG 1 B
CUBB:B	CG 3 D
CUBB:C	CG 1 B
CUBB:C	CG 3 D
CUBB:C	CG 3 D
CUBB:D	CG 2 D
CUBB:D	CG 3 D
CUBB:E	CG 3 D
CUBB:E	CG 1 C
CUBB:F	CG 3 E
CUBB:F	CG 1 C
CUBB:G	CG 1 D
CUBB:G	CG 3 E
CUBB:H	CG 1 B
CUBB:H	CG 3 E
CUBB:J	CG 1 A
CUBB:J	CG 3 E
CUBB:K	CG 1 B
CUBB:K	CG 3 E
DSFC2:A	BB 1 B
DSFC2:B	BB 1 B
DSFC:A	BB 1 A
DSFC:B	BB 1 A
DSFC:F	BB 3 C

INLINE	PAGE
DSFC:J	BB 4 B
DSRR:A	BB 0 B
DSRR:A	BB 0 A
DSRR:B	BB 0 A
DSRR:B	BB 0 B
EFRC.A1:1	AC 1 D
EFRC.A1:1	MA 2 C
EFRC.A1:1	MB 2 C
EFRC.A1:2	AC 1 D
EFRC.A1:2	MA 2 C
EFRC.A1:2	MB 3 C
EFRC.A1:3	AC 0 D
EFRC.A1:3	MA 0 C
EFRC.A1:3	MB 1 C
EFRC.A2:A	AD 2 C
EFRC.A2:A	MA 4 C
EFRC.A2:A	MB 5 C
EFRC.A2:B	AD 2 C
EFRC.A2:B	MA 4 C
EFRC.A2:B	MB 4 C
EFRC.A2:C	AC 3 D
EFRC.A2:C	MA 3 C
EFRC.A2:C	MB 4 C
EFRC.B1:A	AD 2 C
EFRC.B1:A	DF 0 A
EFRC.B1:A	DH 0 A
EFRC.B1:B	AD 1 C
EFRC.B2:A	AC 2 D
EFRC.B2:A	AG 4 B
EFRC.B2:B	AC 2 D
EFRC.B2:B	AG 2 B
EFRC.C1:A	AD 0 E
EFRC.C1:A	CF 1 B
EFRC.C1:B	AD 0 E
EFRC.C1:B	CF 1 B
EFRC.C1:C	AD 1 E
EFRC.C1:C	CF 1 B
EFRC.C1:D	AD 0 E
EFRC.C1:D	CF 1 B
EFRC.C1:E	AD 1 E
EFRC.C1:E	CF 2 B
EFRC.C1:F	AD 1 E
EFRC.C1:F	CF 2 B
EFRC.C3:A	AD 3 C
EFRC.C3:C	AD 3 B
EFRC.C3:D	AD 3 C
EFRC.C3:E	AD 3 C
EFRC.C3:F	AD 3 B
EFRC.C4:A	AD 0 C
EFRC.C4:A	CE 1 B

INLINE	PAGE
EFRC.C4:C	AD 0 B
EFRC.C4:C	CE 1 B
EFRC.C4:D	AD 0 C
EFRC.C4:D	CE 1 B
EFRC.C4:E	AD 0 C
EFRC.C4:F	AD 0 B
EFRC.C4:F	CE 1 B
EFRC.D1:A	AD 2 B
EFRC.D1:A	MA 4 B
EFRC.D1:A	MB 5 B
EFRC.D1:B	AC 2 B
EFRC.D1:B	AG 2 B
EFRC.D1:C	AC 2 B
EFRC.D1:D	AC 1 B
EFRC.D1:D	MA 1 B
EFRC.D1:D	MB 2 B
EFRC.D1:E	AC 1 B
EFRC.D1:E	MA 2 B
EFRC.D1:E	MB 3 B
EFRC.D1:F	AC 0 D
EFRC.D1:F	MA 0 C
EFRC.D1:F	MB 1 C
EFRC.D1:G	AD 2 B
EFRC.D1:G	MA 4 B
EFRC.D1:G	MB 4 B
EFRC.D1:H	AC 2 B
EFRC.D1:L	AC 0 B
EFRC.D1:L	MA 0 B
EFRC.D1:L	MB 1 B
EFRC.D2:A	AC 2 D
EFRC.D2:A	AG 3 B
EFRC.D2:B	AC 4 D
EFRC.D2:C	AC 4 D
EFRC.D2:D	AC 3 D
EFRC.D2:D	EC 3 A
EFRC.D2:E	AD 2 E
EFRC.D2:E	CF 3 B
EFRC.D2:F	AC 3 D
EFRC.D2:F	FA 1 B
EFRC.D2:G	AC 3 D
EFRC.D2:G	FA 2 B
EFRC.D2:H	AC 2 D
EFRC.D2:J	AC 2 D
EFRC.D2:K	AD 2 E
EFRC.D2:K	CF 3 B
EFRC.D2:L	AC 2 D
EFRC.D2:L	AG 3 B
EFRC.D2:M	AC 3 D
EFRC.D2:M	AG 4 B
EFRC.D2:N	AC 4 D

INLINE	PAGE
FCAC:A	HA 3 A
FCAC:B	HA 3 B
FCAC:C	AI 2 C
FCAC:D	AI 2 D
FCAE2:B	CE 3 C
FCBB:A	BN 3 C
FCBB:B	BN 3 C
FCBB:C	BN 4 C
FCBB:D	BN 4 C
FCBB:H	BN 4 C
FCBB:J	BN 5 C
FCBB:K	BN 5 C
FCBB:L	BN 5 C
FCBB:M	BN 5 C
FCCE1:1	GF 2 B
FCCE1:1	GF 0 C
FCCE1:1	GH 3 B
FCCE1:1	GH 1 C
FCCE1:2	GF 3 B
FCCE1:2	GF 1 C
FCCE1:2	GH 4 B
FCCE1:2	GH 2 C
FCCE1:4	EC 1 B
FCCE1:5	EC 1 B
FCCE1:6	EC 2 B
FCCE1:7	EC 4 B
FCCE1:8	EC 4 B
FCCE1:9	BB 1 C
FCCE1:12	GF 4 B
FCCE1:12	GF 1 C
FCCE1:12	GH 5 B
FCCE1:12	GH 2 C
FCCE1:13	GF 3 B
FCCE1:13	GF 1 C
FCCE1:13	GH 2 C
FCCE1:13	GH 4 B
FCCE1:14	GF 3 B
FCCE1:14	GF 1 C
FCCE1:14	GH 4 B
FCCE1:14	GH 2 C
FCCE1:15	BB 4 C
FCCE1:16	BB 2 C
FCCE1:17	GH 4 B
FCCE1:17	GH 2 C
FCCE1:18	EC 4 D
FCCE1:19	EC 4 D
FCCE1:20	EC 0 D
FCCE1:21	EC 0 D
FCCE1:22	EC 0 D
FCCE2:12	GF 3 B

Volvo Truck Corporation

Document title  
PCE6 MACK SCHEMATIC

Document type  
PRODUCT SCHEMATIC

Document No

24197318

Issue

01

Volume

2 (2)

Page

10 (21)

0

1

2

3

4

INLINES

INLINE	PAGE
FCCE2:12	GF 1 C
FCCE2:17	BB 1 C
FCCE2:18	EC 0 B
FCCE2:19	EC 0 B
FCCE2:20	EC 1 B
FCCE2:21	EC 1 B
FCCE2:22	EC 2 B
FCCL:B	CE 1 C
FCCL:B	CG 3 A
FCCL:C	CE 3 C
FCCL:C	CG 4 B
FCCL:D	CE 3 D
FCCL:D	CG 4 C
FCCL:E	CE 1 D
FCCL:E	CG 3 B
FCCUT4:1	CE 2 C
FCCUT4:2	CE 2 C
FCCUT4:3	CE 2 C
FCCUT4:4	CE 2 C
FCCUT4:5	CF 1 C
FCCUT4:6	CF 1 C
FCCUT4:7	CF 1 C
FCCUT4:8	CF 1 D
FCCUT4:9	CF 2 C
FCCUT4:10	CF 3 B
FCCUT4:11	CF 3 B
FCCUT4:12	CF 3 B
FCCUT4:13	CF 3 B
FCEN:A	HA 3 C
FCEN:B	CF 0 B
FCEN:C	AF 1 B
FCEN:C	AF 0 B
FCEN:D	CF 0 B
FCFF:A	FA 3 B
FCFF:B	FA 3 D
FCGND:1	CE 4 C
FCHL:1	GD 2 C
FCHL:2	GD 1 D
FCHL:3	GD 2 D
FCHL:4	GD 1 C
FCHL:5	GD 1 C
FCHL:6	GD 1 C
FCHLR:1	GD 2 C
FCHLR:2	GD 3 D
FCHLR:3	GD 2 D
FCHLR:4	GD 3 C
FCHLR:5	GD 3 C
FCHLR:6	GD 4 C
FCHU:A	CF 1 C
FCHU:B	CF 1 D

INLINE	PAGE
FCPT01:A	FD 0 C
FCPT01:A	FD 0 C
FCPT01:B	FD 0 C
FCPT01:B	FD 0 C
FCRE:A	GF 2 C
FCRE:A	GF 1 B
FCRE:A	GF 0 D
FCRE:A	GH 3 B
FCRE:A	GH 2 B
FCRE:A	GH 1 D
FCRE:B	GF 3 C
FCRE:B	GF 1 B
FCRE:B	GF 1 D
FCRE:B	GH 2 D
FCRE:B	GH 2 B
FCRE:B	GH 4 B
FCRE:C	GF 3 C
FCRE:C	GF 0 B
FCRE:C	GF 1 D
FCRE:C	GH 1 B
FCRE:C	GH 2 D
FCRE:C	GH 4 B
FCRE:D	GF 4 C
FCRE:D	GF 1 B
FCRE:D	GF 1 D
FCRE:D	GH 2 B
FCRE:D	GH 2 D
FCRE:D	GH 5 B
FCRE:E	GF 3 C
FCRE:E	GF 1 B
FCRE:E	GF 1 D
FCRE:E	GH 4 B
FCRE:E	GH 2 D
FCRE:E	GH 2 B
FCUP:A	CE 1 A
FCWB:6	GP 1 C
FCWB:7	GP 1 C
FCWB:8	GP 1 C
FCWB:9	GP 1 C
FCWB:10	GP 3 B
FCWB:12	GQ 1 C
FCWB:14	GP 1 D
FRC J1:A1	AA 1 B
FRC J1:A2	AB 0 A
FRC J1:A3	AB 3 C
FRC J1:A4	AB 3 C
FRC J1:A5	AB 3 C
FRC J1:A6	AB 1 C
FRC J1:A6	AQ 2 B
FRC J1:A7	AB 3 C

INLINE	PAGE
FRC J1:A8	AA 2 C
FRC J1:A9	AA 2 C
FRC J1:A9	IF 3 A
FRC J1:A11	AB 4 B
FRC J1:B1	AA 4 B
FRC J1:B6	AB 3 C
FRC J1:B6	FD 2 A
FRC J1:B6	FE 1 A
FRC J1:B7	AB 3 C
FRC J1:B9	AB 0 C
FRC J1:B9	AQ 2 C
FRC J1:B12	AA 0 D
FRC J1:B12	AA 0 E
FRC J1:B12	AA 2 B
FRC J1:B12	AA 2 D
FRC J1:B12	AB 0 B
FRC J1:B12	AB 4 C
FRC J1:B12	AB 3 E
FRC J1:B12	BI 2 B
FRC J1:B12	GG 2 C
FRC J1:C1	AA 2 B
FRC J1:C1	GB 2 B
FRC J1:C2	AB 0 C
FRC J1:C5	AB 1 C
FRC J1:C8	AB 2 D
FRC J1:C9	AB 3 D
FRC J1:C12	AB 4 D
FRC J1:D1	AA 0 B
FRC J1:D1	GB 3 B
FRC J1:D2	AB 0 C
FRC J1:D2	AQ 2 C
FRC J1:D5	AB 3 C
FRC J1:D5	BI 1 A
FRC J1:D8	AB 2 D
FRC J1:D9	AA 1 C
FRC J1:D10	AB 3 D
FRC J1:D10	IK 0 A
FRC J1:D12	AB 4 D
FRC J1:D12	HA 2 A
FRC J1:E1	AA 2 B
FRC J1:E1	XA 3 A
FRC J1:E1	XF 3 A
FRC J1:E2	AB 2 C
FRC J1:E5	AB 1 C
FRC J1:E6	AB 0 C
FRC J1:E6	BY 2 B
FRC J1:E7	AB 2 D
FRC J1:A6	AA 1 C
FRC J1:E8	IF 1 A
FRC J1:E9	AB 4 D

INLINE	PAGE
FRC J1:E10	AB 4 D
FRC J1:E12	AB 4 D
FRC J1:F1	AA 1 B
FRC J1:F1	GB 2 A
FRC J1:F5	AB 2 D
FRC J1:F6	AB 3 C
FRC J1:F7	AB 3 D
FRC J1:F8	AB 3 D
FRC J1:F8	IF 1 A
FRC J1:F8	IF 3 A
FRC J1:F10	AB 4 D
FRC J1:F11	AB 3 D
FRC J1:F12	AB 3 D
FRC J1:F12	KA 0 B
FRC J2:A5	AA 3 B
FRC J2:A6	AB 2 D
FRC J2:A8	AA 1 D
FRC J2:A8	IA 2 B
FRC J2:A11	AB 4 E
FRC J2:A12	AB 4 D
FRC J2:B1	AA 3 B
FRC J2:B1	GB 3 A
FRC J2:B2	AA 4 B
FRC J2:B2	BY 0 B
FRC J2:B4	AA 3 C
FRC J2:B5	AB 2 D
FRC J2:B5	GG 2 C
FRC J2:B6	AB 2 C
FRC J2:B7	AB 2 D
FRC J2:B7	GG 2 B
FRC J2:B8	AA 2 D
FRC J2:B8	IA 2 A
FRC J2:B11	AA 1 C
FRC J2:B12	AA 1 C
FRC J2:C1	AA 3 B
FRC J2:C1	GB 2 B
FRC J2:C2	AA 4 B
FRC J2:C2	KA 0 B
FRC J2:C4	AA 4 C
FRC J2:C5	AB 2 D
FRC J2:C8	AA 2 D
FRC J2:C8	IA 2 A
FRC J2:C9	AA 3 C
FRC J2:C9	BY 0 B
FRC J2:C11	AA 0 C
FRC J2:C12	AA 0 C
FRC J2:D1	AA 1 B
FRC J2:D2	AB 1 C
FRC J2:D2	AG 0 B
FRC J2:D4	AA 2 B

INLINE	PAGE
FRC J2:D4	BA 0 A
FRC J2:D5	AA 2 B
FRC J2:D8	AA 2 D
FRC J2:D9	AA 0 C
FRC J2:D11	AA 2 C
FRC J2:D12	AA 2 C
FRC J2:E1	AA 3 B
FRC J2:E2	AA 3 C
FRC J2:E4	AB 1 C
FRC J2:E5	AB 1 C
FRC J2:E5	AG 0 B
FRC J2:E6	AB 2 C
FRC J2:E6	DF 1 A
FRC J2:E8	AA 3 B
FRC J2:E8	GB 2 A
FRC J2:E9	AA 1 C
FRC J2:E11	AA 2 C
FRC J2:E11	BI 1 A
FRC J2:E12	AA 0 C
FRC J2:E12	IK 3 A
FRC J2:F1	AA 3 C
FRC J2:F2	AB 1 C
FRC J2:F2	AJ 1 A
FRC J2:F4	AB 1 C
FRC J2:F4	DF 1 B
FRC J2:F4	DH 1 B
FRC J2:F5	AB 1 C
FRC J2:F6	AB 2 C
FRC J2:F7	AB 2 B
FRC J2:F7	DF 3 B
FRC J2:F7	DH 3 B
FRC J2:F8	AA 3 C
FRC J2:F8	AQ 1 C
FRC J2:F9	AA 2 B
FRC J2:F9	GQ 1 C
FRC J2:F10	AA 1 B
FRC J2:F10	GQ 2 B
FRC J2:F11	AA 0 C
FRC J2:F12	AA 0 D
FRC J2:F12	BI 2 B
FRC J3:A1	AB 1 E
FRC J3:A1	DF 4 B
FRC J3:A1	DH 4 B
FRC J3:A2	AB 0 B
FRC J3:A2	DF 4 B
FRC J3:A2	DH 4 B
FRC J3:A3	AB 0 D
FRC J3:A3	DF 4 B
FRC J3:A3	DH 4 B
FRC J3:A4	AB 1 D

INLINE	PAGE
FRC J3:A5	AB 0 D
FRC J3:A5	HA 0 C
FRC J3:A6	AA 0 E
FRC J3:A7	AA 0 E
FRC J3:A11	AA 4 D
FRC J3:A12	AA 2 E
FRC J3:A12	GP 0 B
FRC J3:B1	AB 0 E
FRC J3:B2	AB 0 D
FRC J3:B3	AB 0 D
FRC J3:B3	DF 4 B
FRC J3:B3	DH 4 B
FRC J3:B4	AB 0 D
FRC J3:B4	HA 0 B
FRC J3:B5	AB 0 D
FRC J3:B5	HA 0 B
FRC J3:B6	AA 0 D
FRC J3:B11	GP 0 B
FRC J3:B8	AA 2 D
FRC J3:B11	AA 2 E
FRC J3:B11	GP 0 B
FRC J3:B12	AA 3 E
FRC J3:B12	GP 0 B
FRC J3:C1	AB 0 E
FRC J3:C2	AB 0 D
FRC J3:C3	AB 0 E
FRC J3:C3	DF 4 B
FRC J3:C3	DH 4 B
FRC J3:C5	AB 3 B
FRC J3:C5	AI 4 C
FRC J3:C8	AA 3 D
FRC J3:C11	AA 4 D
FRC J3:C12	AA 2 E
FRC J3:C12	GP 1 B
FRC J3:D1	AB 0 D
FRC J3:D2	AB 0 D
FRC J3:D2	CF 0 C
FRC J3:D3	AB 0 E
FRC J3:D5	AB 2 C
FRC J3:D5	AI 4 C
FRC J3:D8	AA 3 D
FRC J3:D11	AA 3 D
FRC J3:D12	AA 2 E
FRC J3:D12	GP 1 B
FRC J3:E1	AB 0 D
FRC J3:E2	CF 0 C
FRC J3:E3	AB 0 D
FRC J3:E3	CF 0 B

A

A

B

B

C

C

D

D

E

E

Volvo Truck Corporation	Document title	24197318	01	2 (2)	11 (21)
	Document type				
	PCE6 MACK SCHEMATIC				
	PRODUCT SCHEMATIC				

INLINES

INLINE	PAGE
FRC J3:E4	AB 2 B
FRC J3:E4	AI 4 C
FRC J3:E5	AB 0 D
FRC J3:E5	HA 0 C
FRC J3:E6	AB 2 C
FRC J3:E6	AI 4 C
FRC J3:E7	AA 2 D
FRC J3:E7	GA 0 A
FRC J3:E8	AA 3 D
FRC J3:E9	AA 4 D
FRC J3:E11	AA 3 D
FRC J3:E12	AA 2 E
FRC J3:E12	GP 2 B
FRC J3:F1	AA 3 C
FRC J3:F1	AQ 2 C
FRC J3:F2	AA 0 D
FRC J3:F2	BI 2 B
FRC J3:F3	AA 2 B
FRC J3:F4	AA 2 D
FRC J3:F4	AC 2 A
FRC J3:F5	AA 2 C
FRC J3:F5	DF 3 B
FRC J3:F5	DH 3 B
FRC J3:F6	AA 4 D
FRC J3:F7	AB 2 C
FRC J3:F7	DF 3 B
FRC J3:F7	DH 3 B
FRC J3:F8	AB 2 B
FRC J3:F8	DF 3 B
FRC J3:F8	DH 3 B
FRC J3:F9	AB 1 B
FRC J3:F9	AG 1 B
FRC J3:F10	AA 2 B
FRC J3:F11	AA 0 B
FRC J3:F12	AA 0 B
FRC J3:F12	AQ 2 C
FRC J4:B4	AB 3 B
FRC J4:B5	AB 3 B
FRC J4:E2	AB 3 B
FRC J4:F1	AB 3 B
FRC J4:F2	AB 3 B
FRC J4:F2	CE 2 B
FRC J5:A2	AB 3 B
FRC J5:A3	AA 1 B
FRC J5:B1	AA 3 B
FRC J5:B2	AA 0 B
FRC J5:B2	HA 0 A
FRC J5:B3	AA 0 B
FRC J5:C1	AA 0 B
FRC J5:D1	AA 4 B

INLINE	PAGE
FRC J5:E1	AA 1 B
FRC J5:E1	EC 3 A
MCABS:3	EC 4 D
MCABS:4	EC 4 D
MCABS:5	EC 0 C
MCABS:6	EC 0 C
MCABS:7	EC 1 C
MCABS:15	EC 0 C
MCABS:16	EC 1 C
MCABS:17	EC 0 D
MCABS:18	EC 1 C
MCABS:19	EC 1 C
MCABS:28	EC 1 C
MCABS:29	EC 0 D
MCABS:30	EC 0 D
MCABS:31	EC 0 C
MCABS:31	EC 4 C
MCABS:32	EC 0 C
MCABS:32	EC 4 C
MCABS:43	EC 2 C
MCABS:44	EC 2 C
MCABS:45	EC 2 C
MCABS:46	EC 1 C
MCABS:47	EC 1 C
MCBB:1	BH 0 C
MCBB:1	BJ 1 C
MCBB:2	BJ 1 C
MCBB:3	BH 1 C
MCBB:3	BJ 1 C
MCBB:4	BH 1 C
MCBB:4	BJ 1 C
MCBB:5	BH 1 C
MCBB:5	BJ 1 C
MCBB:6	BH 1 C
MCBB:6	BJ 1 C
MCBB:7	BH 1 C
MCBB:7	BJ 1 C
MCBB:8	BH 1 C
MCBB:8	BJ 1 C
MCBB:9	BH 2 C
MCBB:9	BJ 2 C
MCBB:10	BH 2 C
MCBB:10	BJ 2 C
MCBB:11	BJ 2 C
MCBB:12	BH 2 C
MCBB:12	BJ 2 C
MCBB:13	BH 2 C
MCBB:13	BJ 2 C
MCBB:14	BH 2 C
MCBB:14	BJ 2 C

INLINE	PAGE
MCBB:15	BJ 3 C
MCBB:16	BH 2 C
MCBB:16	BJ 3 C
MCBB:17	BH 3 C
MCBB:17	BJ 3 C
MCBB:18	BH 3 C
MCBB:18	BJ 3 C
MCBB:19	BH 3 C
MCBB:20	BH 3 C
MCDIAG1:A	XF 1 A
MCDIAG1:B	XF 1 B
MCDIAG1:C	XF 2 B
MCDIAG1:F	XF 2 C
MCDIAG1:G	XF 2 C
MCDIAG1:K	XF 2 D
MCDIAG:C	XA 2 C
MCDIAG:D	XA 2 C
MCDIAG:E	XA 2 C
MCDIAG:F	XA 3 D
MCDIAG:G	XA 3 D
MCDIAG:H	XA 2 E
MCDIAG:K	XA 2 E
MCDL1:A	IF 1 B
MCDL1:B	IF 1 B
MCDL1:C	IF 1 B
MCDL1:D	IA 3 B
MCDL1:E	IF 0 B
MCDL1:F	IF 0 B
MCDL1:G	IF 2 B
MCDL1:H	IF 2 B
MCDL2:A	IF 1 D
MCDL2:B	IF 1 D
MCDL2:C	IF 2 D
MCDL2:D	IA 3 C
MCDL2:E	IA 3 C
MCDL2:F	IA 2 C
MCDL2:G	KA 2 C
MCDL2:H	KA 2 C
MCDR1:A	IF 3 B
MCDR1:B	IA 2 D
MCDR1:C	IF 3 B
MCDR1:D	IA 3 B
MCDR1:E	IF 3 B
MCDR1:F	IF 4 B
MCDR1:G	IF 2 B
MCDR1:H	IF 2 B
MCDR4:A	KA 1 C
MCDR4:B	KA 1 C
MCDR4:C	IA 3 D
MCFC:1	GP 1 C

INLINE	PAGE
MCFC:2	GD 2 B
MCFC:3	MA 4 B
MCFC:3	MB 4 B
MCFC:5	GA 2 D
MCFC:6	GA 3 D
MCFC:7	GP 1 C
MCFC:8	MA 4 B
MCFC:8	MB 5 B
MCFC:9	GF 3 A
MCFC:9	GH 4 A
MCFC:23	CF 0 B
MCFC:24	CF 0 C
MCFC:25	CF 0 C
MCFC:26	CE 2 B
MCFC:31	FD 1 B
MCFC:32	AJ 1 B
MCFC:33	GP 3 B
MCFC:34	DF 3 D
MCFC:34	DH 3 D
MCFC:35	DF 3 E
MCFC:35	DH 3 E
MCFC:49	BB 2 C
MCFC:50	AI 2 B
MCFC:54	AG 1 C
MCFC:55	BB 3 D
MCFC:56	BA 3 C
MCFC:58	HA 3 B
MCFC:59	FE 0 C
MCFC:59	FE 3 B
MCFC:61	AC 2 B
MCFC:62	BB 1 C
MCFC:64	GB 1 C
MCFC:64	MB 1 A
MCFC:65	GB 1 C
MCFC:65	MB 3 A
MCFC:66	AI 2 B
MCFC:70	GQ 1 C
MCFC:71	GB 2 D
MCFC:71	MB 2 A
MCFC:76	FD 1 E
MCFC:76	FD 2 C
MCFC:77	GD 1 B
MCFC:78	GD 1 B
MCFC:79	GD 4 B
MCFC:80	GD 1 B
MCFC:81	GD 3 B
MCFC:82	EC 3 B
MCFC:83	XB 0 C
MCFC:83	XD 2 C
MCFC:84	XB 0 C

INLINE	PAGE
MCFC:84	XD 2 C
MCFC:88	BA 2 E
MCFC:103	XF 1 B
MCFC:104	XF 1 A
MCFC:114	FD 2 D
MCFC:114	FD 3 B
MCFC:115	GD 3 B
MCFC:117	GG 2 C
MCFC:124	GP 1 C
MCFC:125	GP 0 B
MCFC:126	DF 0 B
MCFC:126	DH 0 B
MCOF1:A	IA 0 E
MCOF1:A	IL 4 E
MCOF1:B	IA 0 E
MCOF1:B	IL 4 B
MCOF1:C	IA 0 B
MCOF1:D	GC 2 D
MCOF1:E	IA 0 B
MCOF1:E	IL 4 E
MCOF1:F	IA 0 A
MCOF1:F	IL 4 B
MCOF1:G	KD 1 C
MCOF1:H	KD 1 C
MCOF2:E	KA 1 D
MCOF2:F	KA 1 D
MCOF2:G	KA 1 D
MCOF2:H	KA 1 D
MCOF4:B	GC 2 A
MCRI:A	DF 4 D
MCRI:B	DF 4 E
MCSC:A4	BA 2 B
MCSC:A5	BA 2 B
MCSC:A6	BA 2 B
MCSC:A7	AQ 0 C
MCSC:A8	AQ 0 B
MCSC:A9	AQ 1 B
MCSC:A10	BB 2 C
MCSC:A11	BB 2 C
MCSC:B4	BA 2 B
MCSC:B5	BA 2 B
MCSC:B6	BA 2 B
MCSC:B7	AQ 0 C
MCSC:B8	AQ 0 C
MCSH:A	DF 0 D
MCSH:A	DF 0 D
PT0:A	FD 0 B
PT0:B	FD 0 B

INLINE	PAGE
R09A:A	FA 3 C
R09A:B	FA 3 C
R31A:A	CF 1 C
R31A:B	CF 1 D
RCSP:1	FE 1 E
RCSP:2	FD 1 D
RCSP:3	FE 0 D
RCSP:4	FD 2 D
RCSP:5	FD 2 D
RCSP:6	FE 1 D
RCSP:7	FD 2 D
RCSP:8	FE 1 D
RCSP:9	FD 3 D
RCSP:10	FE 2 D
RCSP:11	FD 1 E
RCSP:12	FD 2 D
RCSP:13	FE 1 E
RCSP:14	FE 1 E
RFHL:A	IL 3 B
RFHL:B	IL 3 B
RFHL:C	IL 4 B
RFHL:D	IL 4 B
RFMIC:A	KD 2 C
RFMIC:B	KD 2 C
RLY42A 1:1	CF 0 A
RLY42A 1:2	CF 0 B
S048:A	BB 1 A
S048:B	BB 1 A
S369:A	BB 0 B
S369:B	BB 0 B
SHBL:A	DF 1 D
TLBU:A	GF 2 B
TLBU:A	GF 2 C
TLBU:A	GH 3 C
TLBU:A	GH 3 B
TLBU:B	GF 2 B
TLBU:B	GF 2 C
TLBU:B	GF 3 B
TLBU:B	GH 3 C
TLRE:A	GF 1 B
TLRE:A	GF 2 C
TLRE:A	GF 2 B
TLRE:A	GH 3 C
TLRE:B	GF 1 B
TLRE:B	GF 3 C
TLRE:B	GH 4 C
TLRE:B	GH 2 B
TLRE:C	GF 0 B
TLRE:C	GF 3 C
TLRE:C	GH 1 B

A

A

B

B

C

C

D

D

E

E

Volvo Truck Corporation	Document title	Document No	Issue	Volume	Page
	PCE6 MACK SCHEMATIC				
	Document type				
	PRODUCT SCHEMATIC				

0

1

2

3

4

INLINES

INLINE	PAGE
TLRE:C	GH 4 C
TLRE:D	GF 1 B
TLRE:D	GF 4 C

INLINE	PAGE
TLRE:D	GH 5 C
TLRE:D	GH 2 B
TLRE:E	GF 1 B

INLINE	PAGE
TLRE:E	GF 3 C
TLRE:E	GH 2 B
TLRE:E	GH 4 C

INLINE	PAGE
X89A:1	CF 0 C
X89A:1	CG 2 D
X89A:2	CF 0 D

INLINE	PAGE
X89A:2	CG 2 E
Y35_A:A	CE 0 B
Y35_A:B	CE 0 B

A

A

B

B

C

C

D

D

E

E

Volvo Truck Corporation

Document title PCE6 MACK SCHEMATIC
---------------------------------------

Document type PRODUCT SCHEMATIC
------------------------------------

Document No
-------------

24197318

Issue
-------

01

Volume
--------

2 (2)

Page
------

13 (21)

0

1

2

3

4



SPLICES

SPLICE	PAGE
SP366 ( )	IL 2 C
SP AUX (S)	MB 4 C
SP CLR (S)	MA 2 C
SP LTY (S)	MB 4 C
SP MRK (S)	MB 3 C
SP RTGN (S)	MB 5 C
SP_STOP (S)	MA 0 C
SPA17A13 (T)	GC 2 B
SPAUX (S)	MA 3 C
SPAUX_BLA2 (S)	BN 3 C
SPAUXBLA3 (S)	BN 3 D
SPCA3A1 (S)	IF 0 B
SPCA3A2 (S)	IF 3 B
SPCB5A1 (T)	AH 0 A
SPCB11 (T)	AI 1 C
SPCB11A1 (S)	AI 1 B
SPCB11A3 (S)	AI 1 C
SPCB19 (T)	AI 2 C
SPCC12 (T)	GQ 2 B
SPCLR (S)	MB 2 C
SPDL1HB8 (S)	CE 0 C
SPDL1HN1 (S)	XB 0 C
SPDL1HN2 (S)	XB 1 C
SPDL1HN3 (S)	XB 1 C
SPDL1HN4 (S)	XB 2 C
SPDL1HN5 (S)	XB 2 C
SPDL1HN6 (S)	XB 3 C
SPDL1HN10 (S)	XB 3 C
SPDL1HN11 (S)	XB 4 C
SPDL1LB8 (S)	CE 0 C
SPDL1LN1 (S)	XB 0 C
SPDL1LN2 (S)	XB 1 C
SPDL1LN3 (S)	XB 1 C
SPDL1LN4 (S)	XB 2 C
SPDL1LN4A (S)	XA 3 D
SPDL1LN5 (S)	XB 2 C
SPDL1LN6 (S)	XB 3 C
SPDL1LN10 (S)	XB 3 C
SPDL1LN11 (S)	XB 4 C
SPDL3HN1 (S)	KA 2 B
SPDL3LN1 (S)	KA 2 B
SPDL4HN1 (S)	XA 2 A
SPDL4HN2 (S)	XA 2 B
SPDL4LN1 (S)	XA 2 A

SPLICE	PAGE
SPDL4LN2 (S)	XA 2 B
SPDL5H1 (S)	BY 1 C
SPDL5H2 (S)	BY 2 C
SPDL5L1 (S)	BY 1 D
SPDL5L2 (S)	BY 2 D
SPDL7HB6 (S)	CF 3 B
SPDL7LB6 (S)	CF 3 B
SPDL10HB1 (S)	XF 0 B
SPDL10HN1 (S)	XF 2 B
SPDL10LB1 (S)	XF 0 A
SPDL10LN1 (S)	XF 2 A
SPDLAHN4 (S)	XA 2 D
SPEC3A (S)	CF 1 C
SPEC8 (S)	CG 2 A
SPEC13A1 (S)	CF 0 D
SPEC13A2 (S)	CG 1 D
SPEC32 (S)	CG 2 B
SPEC38 (S)	CF 1 C
SPEC39 (S)	CF 2 C
SPEC40A (S)	CF 1 C
SPEC54A1 (S)	CE 2 D
SPEC62A1 (S)	CE 3 C
SPEC62A3 (S)	CG 4 B
SPEC62A6 (S)	CG 2 D
SPEC75A (S)	CF 0 A
SPEC75A2 (S)	CF 0 B
SPEC76A (S)	CF 0 B
SPEC76A1 (s)	CF 0 B
SPEC84A2 (S)	CF 1 D
SPEC87A1 (S)	CG 1 C
SPF2A1 (T)	HA 2 B
SPF5D3A1 (S)	GF 1 D
SPF5D3A1 (S)	GH 2 C
SPF5E3 (S)	GF 1 D
SPF5E3 (S)	GH 2 C
SPF10A1 (T)	XA 2 D
SPF16 (T)	BY 0 B
SPF26 ( )	IL 1 B
SPF26A1 (T)	IA 1 B
SPF26A3 (T)	IL 4 B
SPF26F1 (T)	IA 3 E
SPF34 (T)	BY 2 D
SPF40A1 (T)	GA 0 B
SPF44A (T)	AA 3 B

SPLICE	PAGE
SPF44C1 (T)	AI 0 B
SPF44G1 (T)	AQ 0 C
SPF49D (S)	GG 2 D
SPF54A1 (T)	DF 1 C
SPF54A1 (T)	DH 3 E
SPF60B1 (T)	HA 0 D
SPF63A5 (S)	FD 1 C
SPF67 (T)	BY 0 C
SPF78C (S)	IA 3 C
SPFE17B1 (S)	CF 3 C
SPFE18B (S)	CE 1 C
SPFE19A (T)	DF 0 C
SPFE19A (T)	DH 0 C
SPFM01A1 (S)	AQ 3 A
SPFT05 (S)	CE 3 D
SPG02BNEG ( )	AF 1 C
SPG02BPOS ( )	AF 1 C
SPGAD (T)	HA 1 D
SPHD1A1 (T)	BA 2 D
SPHD2A1 (T)	BA 1 C
SPLB3A (T)	KA 1 C
SPLB4A (T)	KA 1 C
SPLB5A (T)	KA 1 C
SPLB6A (T)	KA 1 C
SPLTY (S)	MA 4 C
SPMRK (S)	MA 2 C
SPN103A1 (T)	DF 2 D
SPN103A1 (T)	DH 2 D
SPN117A1 (T)	DF 3 E
SPN117A1 (T)	DH 3 E
SPN123A (T)	DH 3 D
SPN124 (T)	DF 3 D
SPN143A (T)	DF 3 D
SPPA10A5 (S)	GF 3 C
SPPA10A5 (S)	GH 4 C
SPPA13A1 (S)	GF 2 D
SPPA13A1 (S)	GH 3 D
SPPB12 (T)	GB 2 D
SPPD4A1 (T)	GA 2 E
SPPD4A3 (S)	GD 2 B
SPPD4A7 (S)	GD 2 C
SPPD8A1 (T)	GB 1 B
SPPD8AB1 (T)	GA 1 C
SPPD8AB1 (T)	GB 1 B

SPLICE	PAGE
SPPD8AB1 (T)	IA 1 B
SPPD8AC1 (T)	GB 1 A
SPPD8AC1 (T)	HA 2 B
SPPD8B3 (T)	NA 2 D
SPPD10 (S)	GA 2 D
SPPD13A (S)	GH 5 B
SPRTGN (S)	MA 4 C
SPSTOP (S)	MB 1 C
SPX01A1 (S)	CF 3 C
SPX01B1 (S)	AE 1 C
SPX01BA1 (S)	AE 2 C
SPX01DA1 (S)	AC 0 D
SPX01DA1 (S)	AE 3 D
SPX01DA1 (S)	GF 3 A
SPX01DA1 (S)	GH 4 A
SPX01DA1 (S)	MA 0 C
SPX01DA1 (S)	MB 1 C
SPX01DA7 (S)	GF 3 D
SPX01DA7 (S)	GH 4 D
SPX02CA3 (S)	CE 4 D
SPX02CA3 (S)	CF 1 D
SPX03CA (S)	GP 0 E
SPX03CA (S)	GQ 1 E
SPX03CA1 (S)	AE 3 D
SPX03CA1 (S)	FA 2 D
SPX03CA1 (S)	FE 2 E
SPX03CA1 (S)	GP 1 E
SPX03DA1 (T)	AE 3 D
SPX03DA2 (T)	AE 4 D
SPX03DA2 (T)	DF 0 C
SPX03DA2 (T)	DH 0 C
SPX03DA2 (T)	GB 1 D
SPX03DA3 (T)	AE 4 D
SPX03DA3 (T)	AG 0 C
SPX03DA3 (T)	DH 0 D
SPX03DA3 (T)	HA 0 C
SPX03DA3 (T)	KA 2 D
SPX03DA59 (T)	GC 2 C
SPX03DB1 (T)	AE 4 D
SPX03DB1 (T)	BA 0 B
SPX03DB1 (T)	EC 4 C
SPX03DB1 (T)	XA 1 E
SPX03DB1 (T)	XF 2 E
SPX03EA1 (T)	AE 3 C

SPLICE	PAGE
SPX03EA3 (T)	AE 4 C
SPX03EA3 (T)	AI 4 D
SPX03EA3 (T)	AQ 1 D
SPX03EA3 (T)	BI 2 B
SPX03EA3 (T)	GP 0 B
SPX03EA3 (T)	HA 0 C
SPX03EA3 (T)	IK 3 B
SPX03EA23B1 (T)	NA 1 D
SPX03EB1 (T)	AE 3 D
SPX03EB2 (T)	AE 4 D
SPX03EB2 (T)	AI 0 E
SPX03EB2 (T)	BY 2 E
SPX03EB2 (T)	GA 2 E
SPX03EB2 (T)	GB 2 E
SPX03EB2 (T)	IA 2 E
SPX03EB3 (T)	AE 4 D
SPX03EB3 (T)	BB 2 C
SPX03EB5 (T)	AE 4 D
SPX03EB5 (T)	AO 2 D
SPX03EB5 (T)	GA 0 E
SPX03EB5 (T)	GC 2 E
SPX03EB5 (T)	IA 1 E
SPX_BB (S)	BN 5 A
SPX_BB1 (S)	BN 5 B
SPX_BB2 (S)	BN 5 B
SPX_BB3 (S)	BN 5 B
SPXBB (S)	BM 5 A
SPXBBA1 (S)	BM 5 A
SPXBBA2 (S)	BM 5 A
SPXBBA3 (S)	BM 5 B
SPXC1A1 (S)	IA 2 D
SPXC1A3 (S)	IA 2 C
SPXC1B1A (T)	XA 2 E
SPXC1F7 (S)	BB 1 A
SPXC1F7 (S)	GF 3 B
SPXC1F7 (S)	GH 4 B
SPXC1F16 (S)	FE 1 E
SPXH1A1 (S)	GD 2 D
SPXH1A2 (S)	GD 2 D
SPXH1A3 (S)	GD 2 D

0

1

2

3

4

## SHELLS

REF	PAGE
A03	BA 0 B
A03	BB 1 C
A03	GQ 3 A
A12B	EC 0 C
A14C	CE 0 E
A14C	CF 0 E
A14C	CG 1 C
A17	AG 0 B
A17	AH 0 D
A17	AI 1 A
A19E	DH 0 E
A27	GA 1 C
A27	GB 1 C
A27	GG 0 B
A34	HA 1 C
A55B	DE 0 D
A57A	DE 0 A
A57A	DF 0 C
A57B	DG 0 A
A57B	DH 0 C
A58	DG 0 D
A158	KA 0 C
A158	KD 1 C
A175C	BY 0 C
A175D	BY 3 C
B06D	BA 1 D
B06E	BA 1 C
B07	BA 3 D
B13	EC 2 B
B14	EC 1 B
B15	EC 0 B
B16	EC 4 D
B22C	CE 3 D
B22C	CG 4 B
B25A	AI 2 C
B60DD	KA 2 D
B60DP	KA 1 D
B63	KD 2 C
B123B	CE 1 C
B123B	CG 3 B
B124RR	BB 3 B
B142C	CF 3 A
B156	AI 2 C
B164L	KA 2 D
B164R	KA 1 D
B337	HA 3 A
E11LM	GD 2 C
E11RM	GD 2 C
E13LS	GA 1 E
E13RS	GA 1 E

REF	PAGE
E17L	IL 1 B
E17R	IL 2 B
E19C	GC 2 C
E19L	GC 1 C
E19R	GC 2 C
E30LM	GD 1 C
E30RM	GD 3 C
E35	HA 1 D
E52L	GC 1 C
E52R	GC 2 C
E84LM	GD 1 D
E84RM	GD 3 D
E98L	NA 2 D
E130L	IA 3 B
E130R	IA 3 D
F01	AB 4 D
F02	AB 4 D
F02	HA 2 A
F03	AB 4 D
F04	AB 3 D
F04	KA 0 A
F05	AA 1 C
F06	AA 0 C
F07	AA 2 C
F08	AA 2 C
F08	BI 1 A
F09	AA 0 C
F09	IK 3 A
F10	AA 3 C
F10	AQ 1 A
F11	AB 3 D
F12	AB 3 D
F12	IK 0 A
F13	AB 4 D
F14	AB 4 D
F15	AA 1 C
F16	AA 3 C
F16	BY 0 A
F17	AA 0 C
F18	AA 1 C
F19	AA 0 C
F19	BI 2 A
F20	AA 2 B
F20	GQ 1 A
F21	AB 3 B
F22	AA 2 C
F22	IF 3 A
F23	AB 0 C
F23	AQ 2 A
F24	AA 1 C

REF	PAGE
F24	IF 1 A
F25	AB 3 D
F25	IF 1 A
F26	AA 1 C
F26	IA 2 A
F27	AA 3 B
F27	GB 2 A
F28	AA 3 C
F28	AQ 1 A
F29	AA 2 D
F29	AC 2 A
F30	AB 3 B
F31	AB 3 B
F31	CE 2 A
F32	IA 3 D
F32	AQ 2 A
F33	AB 3 C
F33	FD 2 A
F33	FE 1 A
F34	AB 0 C
F34	BY 2 A
F35	AB 3 C
F36	AB 2 C
F37	AB 2 C
F37	DF 1 A
F38	AB 2 C
F39	AA 4 D
F40	AA 2 D
F40	GA 0 A
F41	AA 1 B
F41	EC 3 A
F42	AA 4 B
F43	AA 0 B
F44	AA 3 B
F45	AB 3 B
F46	AB 1 C
F47	AB 3 C
F47	BI 1 A
F48	AB 1 C
F49	AB 2 C
F49	GG 2 B
F50	AA 3 C
F51	AA 4 C
F52	AA 2 B
F52	BA 0 A
F53	AB 1 B
F53	AG 0 B
F54	AB 1 B
F54	DF 1 A
F54	DH 1 A

REF	PAGE
F55	AA 4 D
F56	AA 3 D
F57	AA 3 D
F58	AA 3 D
F59	AA 2 D
F60	MA 2 A
F60	HA 0 A
F61	AA 1 B
F62	AB 0 C
F63	AB 0 C
F63	AQ 2 A
F64	AB 2 C
F65	AB 1 C
F66	AA 4 B
F67	AA 4 B
F67	BY 0 A
F68	AA 4 B
F68	MA 0 A
F69	AB 1 B
F69	AG 0 B
F70	AB 1 B
F70	AJ 1 A
F71	AA 0 B
F72	AA 3 D
F73	AA 3 D
F74	AA 4 D
F75	AA 2 D
F75	GP 0 A
F76	AA 1 B
F77	AA 4 B
F78	AA 2 B
F78	GB 2 B
F79	AA 0 B
F79	GB 3 B
F80	AA 2 B
F80	XA 3 A
F80	XF 3 A
F81	AA 1 B
F81	GB 2 A
F82	AA 3 B
F82	GB 3 A
F83	AA 3 B
F83	GB 2 B
F84	AA 1 B
F85	AA 2 B
F86	AA 3 B
F87	AA 0 B
F87	AQ 2 A
FE1	AC 0 B
FE1	MA 0 A

REF	PAGE
FE1	MB 1 A
FE2	AC 1 B
FE2	MA 2 A
FE2	MB 2 A
FE3	AC 1 B
FE3	MA 2 A
FE3	MB 3 A
FE4	AC 2 C
FE4	AG 2 A
FE5	AC 2 C
FE5	AG 3 A
FE6	AC 2 C
FE07	AC 2 C
FE8	AC 2 C
FE8	AG 3 A
FE9	AC 3 C
FE9	AG 4 A
FE10	AC 3 C
FE10	MA 3 B
FE10	MB 4 B
FE11	AC 3 C
FE11	EC 3 A
FE12	AC 3 C
FE12	FA 2 A
FE13	AC 3 C
FE13	FA 1 A
FE14	AC 4 C
FE15	AC 4 C
FE16	AC 4 C
FE17	AD 2 D
FE17	CF 3 A
FE18	AD 1 B
FE19	AD 2 B
FE19	DF 0 A
FE19	DH 0 A
FE20	AD 2 B
FE20	MA 4 B
FE20	MB 4 B
FE21	AD 2 B
FE21	MA 4 B
FE21	MB 5 B
FE25	AD 1 D
FE25	CF 1 A
FEM01	AQ 4 A
FM03	CF 1 A
FT05	CE 3 B
FT06	CE 0 A
G01	AE 0 D
G01	AF 2 D
G01	AQ 4 C

REF	PAGE
G01	CE 4 B
G01	ND 2 A
G01B	BL 2 B
G01E	BL 2 B
G02	AE 2 A
G02	AF 2 C
GEOTAB	BG 1 C
H02A	GQ 1 D
H03	GF 2 B
H03	GH 3 B
M01	GP 1 C
M02B	GP 3 B
M04	AE 1 A
M04	AF 2 A
M06DS	IF 1 A
M06PS	IF 3 A
M41	CE 2 C
M105DS	IF 1 D
M105PS	IF 3 D
M106DS	IF 0 C
M106PS	IF 4 C
OBD	XA 2 D
R01A	CA 2 D
R01C	CF 0 B
R08B	BY 2 D
R08C	XB 4 C
R08H	KA 3 B
R08I	CF 2 B
R09	FA 2 C
R09A	FA 3 C
R14	CE 0 B
R21A	XF 0 C
R21B	XF 2 B
R29	CF 1 C
R30	CF 2 C
R31	CF 1 C
RE01	AC 0 C
RE01	MA 0 B
RE01	MB 1 B
RE02	AC 1 C
RE02	MA 1 B
RE02	MB 2 B
RE03	AC 1 C
RE03	MA 2 B
RE03	MB 3 B
RE04	AC 2 C
RE04	AG 2 B
RE05	AC 2 C
RE06	AD 3 B
RE07	AD 0 B

Volvo Truck Corporation

Document title  
PCE6 MACK SCHEMATIC

Document type  
PRODUCT SCHEMATIC

Document No

24197318

Issue

01

Volume

2 (2)

Page

15 (21)

0

1

2

3

4

0

1

2

3

4

## SHELLS

REF	PAGE
RE07	CE 1 B
RE08	AD 2 D
RE08	CF 3 B
RE09	AD 0 D
RE09	CF 1 B
RE10	AD 1 D
RE10	CF 1 B
RE11	AD 1 D
RE11	CF 2 B
RLY01	AB 4 C
RLY02	AB 3 E
RLY03	AA 0 D
RLY03	BI 2 B
RLY04	AB 0 D
RLY04	CF 0 C
RLY05	AB 0 E
RLY06	AB 0 E
RLY06	DF 4 B
RLY06	DH 4 B
RLY10	AA 2 B
RLY10	GQ 1 B

REF	PAGE
RLY11	AB 2 B
RLY11	AI 4 C
RLY12	AB 0 D
RLY12	HA 0 B
RLY14	AB 2 D
RLY14	GG 2 B
RLY15	AB 2 B
RLY15	DF 3 B
RLY15	DH 3 B
RLY16	AA 0 E
RLY17	AB 0 B
RLY18	AA 4 B
RLY19	AB 1 B
RLY19	AG 1 B
RLY20	AA 3 C
RLY22	AA 3 B
RLY23	AA 2 E
RLY23	GP 1 B
RLY24	AA 2 E
RLY24	GP 0 B
RLY42A	CF 0 A

REF	PAGE
S01	GA 0 B
S06	BA 2 A
S07	AH 1 C
S15	AQ 1 B
S43	AI 0 D
S43A	DF 2 E
S43A	DH 2 E
S48A	GB 2 D
S59	AI 1 C
S80DS	IF 1 C
S80PS	IF 3 C
S115DS	IA 3 C
S115PS	IA 3 D
S130A	FE 0 B
S137A	FD 0 B
S169	AF 2 C
S169	AQ 4 B
S169	ND 1 A
S256A	AJ 1 C
S366R	IL 2 C
S371	BB 0 B

REF	PAGE
S372	AH 0 C
S373	AH 3 B
S374	AH 1 B
S493	DF 3 D
S493	DH 3 D
SK141A	AH 1 A
SK141A	AJ 1 A
SK141A	FE 1 A
SK141A	GB 2 A
SK141A	NA 2 A
sym236 613	DF 4 D
sym528 34	DF 1 E
sym619 42	ND 2 D
sym623 42	ND 2 B
X01F	AE 2 D
X01F	ND 2 E
X07A	IK 0 B
X10	AQ 3 B
X18	AE 1 E
X41	AA 1 A
X41	AB 0 A

REF	PAGE
X41	AQ 3 C
X41A	AA 2 E
X41A	AB 4 B
X41A	AQ 3 D
X45	CA 2 E
X66	IK 3 B
X71	AE 2 C
X87	CF 4 D
X89	CF 0 C
X89	CG 2 D
X115D	BA 2 A
X115D	BB 2 B
X117	AQ 1 C
X137A	AE 3 D
X146A	CF 2 D
X146A	CG 2 A
X207	AE 1 E
X208	AE 4 B
X208	AH 1 D
X208	AJ 2 D
X208	DF 4 D

REF	PAGE
X208	FE 2 C
X208	GG 2 C
X208	NA 1 E
X209	AE 3 E
X210A	BI 1 E
X210C	NA 0 C
Y11	EC 1 A
Y12	EC 0 B
Y13	EC 1 B
Y14	EC 0 E
Y35	CE 0 B
Y42	HA 3 C
Y51	FA 1 C
Y81A	CF 1 C
Y197	FD 1 D
Y197	FE 0 D
Z10	XF 2 D
Z11	BH 3 C
Z11	BJ 3 C

Volvo Truck Corporation

Document title  
PCE6 MACK SCHEMATIC

Document type  
PRODUCT SCHEMATIC

Document No

24197318

Issue

01

Volume

2 (2)

Page

16 (21)

0

1

2

3

4

## REFERENCES

REF	DESCRIPTION	PAGE
A03	Instrument cluster	BA 0 B
A03	Instrument cluster	BB 1 C
A03	Instrument cluster	GG 3 A
A12B	CONTROL UNIT, ABS (ANTI-LOCK BRAKE SYSTEM	EC 0 C
A14C	CONTROL UNIT EMS CUMMINS ISX '16	CE 0 E
A14C	CONTROL UNIT EMS CUMMINS ISX '16	CF 0 E
A14C	CONTROL UNIT EMS CUMMINS ISX '16	CG 1 C
A17	Control unit, VECU (Vehicle ECU)	AG 0 B
A17	Control unit, VECU (Vehicle ECU)	AH 0 D
A17	Control unit, VECU (Vehicle ECU)	AI 1 A
A19E	SHIFT SELECTOR ALLISON	DH 0 E
A27	Control unit, LCM ( Light Control Module	GA 1 C
A27	Control unit, LCM ( Light Control Module	GB 1 C
A27	Control unit, LCM ( Light Control Module	GG 0 B
A34	Control unit, climate unit	HA 1 C
A55B	Allison Transmission 2000 Series	DE 0 D
A57A	CONTROL UNIT ALLISON TRANS. GEN 4	DE 0 A
A57A	CONTROL UNIT ALLISON TRANS. GEN 4	DF 0 C
A57B	Control Unit, Allison Transmission 3200	DG 0 A
A57B	Control Unit, Allison Transmission 3200	DH 0 C
A58	Allison Transmission	DG 0 D
A158	Control unit, Audio	KA 0 C
A158	Control unit, Audio	KD 1 C
A175C	CONNECTOR TMC RP 1226	BY 0 C
A175D	CONNECTOR TMC RP 1226	BY 3 C
B06D	SENSOR PRIMARY AIR	BA 1 D
B06E	SENSOR SECONDARY AIR	BA 1 C
B07	Sensor, fuel level	BA 3 D
B13	SENSOR WHEEL SPEED LH 1ST AXLE	EC 2 B
B14	SENSOR WHEEL SPEED RH 1ST AXLE	EC 1 B
B15	SENSOR WHEEL SPEED LH 2ND AXLE	EC 0 B
B16	SENSOR, WHEEL SPEED RH 2ND AXLE	EC 4 D
B22C	SENSOR, AMBIENT AIR TEMP	CE 3 D
B22C	SENSOR, AMBIENT AIR TEMP	CG 4 B
B25A	SENSOR ACCELERATOR PEDAL	AI 2 C
B60DD	Loudspeaker, door driver side	KA 2 D
B60DP	Loudspeaker, door passenger side	KA 1 D
B63	Microphone, (handsfree)	KD 2 C
B123B	SENSOR, LOW COOLANT	CE 1 C
B123B	SENSOR, LOW COOLANT	CG 3 B
B124RR	SENSOR OIL TEMP RR AXLE	BB 3 B
B142C	Sensor, AdBlue level and temperature	CF 3 A
B156	SENSOR FREON HI RESS. FAN	AI 2 C
B164L	Loudspeaker, left	KA 2 D
B164R	Loudspeaker, right	KA 1 D
B337	SENSOR FREON HI PRESSURE	HA 3 A
E10L	LAMP TAIL LIGHT LEFT	GF 3 D
E10L	LAMP TAIL LIGHT LEFT	GH 4 D
E10R	LAMP TAIL LIGHT RIGHT	GF 4 D
E10R	LAMP TAIL LIGHT RIGHT	GH 5 D

REF	DESCRIPTION	PAGE
E11LM	Lamp, Side repeater D.S.	GD 2 C
E11RM	Lamp, Side repeater P.S.	GD 2 C
E13LS	Lamp, direction indicator, left side	GA 1 E
E13RS	Lamp, direction indicator, right side	GA 1 E
E17L	Lamp, interior light	IL 1 B
E17R	Lamp, interior light	IL 2 B
E19C	Lamp, identification light, roof, center	GC 2 C
E19L	Lamp, identification light, roof, left	GC 1 C
E19R	Lamp, identification light, roof, right	GC 2 C
E30LM	Headlight Left	GD 1 C
E30RM	Headlight Right	GD 3 C
E35	HVAC Unit, Heat, Ventilation and Air Cond	HA 1 D
E52L	Lamp, Roof, left	GC 1 C
E52R	Lamp, Roof, right	GC 2 C
E84LM	Lamp, Directional indicator, LED	GD 1 D
E84RM	Lamp, Directional indicator, LED	GD 3 D
E98L	Auxiliary unit, Left	NA 2 D
E130L	Lamp, Door Instep Lamp, left	IA 3 B
E130R	Lamp, Door Instep Lamp, right	IA 3 D
F01	OPEN	AB 4 D
F02	HVAC	AB 4 D
F02	HVAC	HA 2 A
F03	HEATED SEATS	AB 4 D
F04	RADIO Radio	AB 3 D
F04	RADIO Radio	KA 0 A
F05	LECM4	AA 1 C
F06	RH SLEEPER PWR PORTS/ CONSOLE	AA 0 C
F07	LH SLEEPER PWR PORTS	AA 2 C
F08	AUX SW 1	AA 2 C
F08	AUX SW 1	BI 1 A
F09	USB CHARGE PORTS	AA 0 C
F09	USB CHARGE PORTS	IK 3 A
F10	CUST.	AA 3 C
F10	CUST.	AQ 1 A
F11	INTERIOR AUX. FAN	AB 3 D
F12	DASH POWER PORT	AB 3 D
F12	DASH POWER PORT	IK 0 A
F13	OPEN	AB 4 D
F14	OPEN	AB 4 D
F15	/BBM BBM LECM1 LECM1/	AA 1 C
F16		AA 3 C
F16		BY 0 A
F17	AUX SW 6	AA 0 C
F18	INT LAMP/ LECM 3 HVAC FAN	AA 1 C
F19	NEUTRAL POWER	AA 0 C
F19	NEUTRAL POWER	BI 2 A
F20	HORN	AA 2 B
F20	HORN	GQ 1 A
F21	OPEN	AB 3 B
F22	DCP OPEN R	AA 2 C

Volvo Truck Corporation

Document title  
PCE6 MACK SCHEMATIC

Document type  
PRODUCT SCHEMATIC

Document No

24197318

Issue

01

Volume

2 (2)

Page

17 (21)

## REFERENCES

REF	DESCRIPTION	PAGE
F22	DCP OPEN R	IF 3 A
F23	AUX. AUX.SW CUST./ SW	AB 0 C
F23	AUX. AUX.SW CUST./ SW	AQ 2 A
F24	DCP L OPEN	AA 1 C
F24	DCP L OPEN	IF 1 A
F25	TGW DCP	AB 3 D
F25	TGW DCP	IF 1 A
F26	DOME/ DOME/DOOR DOOR INT LAMPS	AA 1 C
F26	DOME/ DOME/DOOR DOOR INT LAMPS	IA 2 A
F27	LCM3	AA 3 B
F27	LCM3	GB 2 A
F28	CUST.	AA 3 C
F28	CUST.	AQ 1 A
F29	EFRC	AA 2 D
F29	EFRC	AC 2 A
F30	ULTRASHIFT	AB 3 B
F31	CUMMINS IGN	AB 3 B
F31	CUMMINS IGN	CE 2 A
F32	AUX. AUX.SW CUST./ SW	AB 1 C
F32	AUX. AUX.SW CUST./ SW	AQ 2 A
F33	CLU/AIR SOL/SW	AB 3 C
F33	CLU/AIR SOL/SW	FD 2 A
F33	CLU/AIR SOL/SW	FE 1 A
F34	OPEN	AB 0 C
F34	OPEN	BY 2 A
F35	AUX SW 5	AB 3 C
F36	PEOPLENET QUALCOM/ TELEMATICS	AB 2 C
F37	FUME DETECTOR	AB 2 C
F37	FUME DETECTOR	DF 1 A
F38	LECM MIRR. TEMP.	AB 2 C
F39	MCS	AA 4 D
F40	LCP/ LCM	AA 2 D
F40	LCP/ LCM	GA 0 A
F41	ABS	AA 1 B
F41	ABS	EC 3 A
F42	DISPLAY TTU	AA 4 B
F43	LECM2	AA 0 B
F44	KEY SW./ M-DRIVE START	AA 3 B
F45	OPEN	AB 3 B
F46	OPEN	AB 1 C
F47	BB IGN	AB 3 C
F47	BB IGN	BI 1 A
F48	HEATED WINDSHIELD	AB 1 C
F49	/LIFT AXLES LAMPS LAMPS/ LIFT REVERSE	AB 2 C
F49	/LIFT AXLES LAMPS LAMPS/ LIFT REVERSE	GG 2 B
F50	M-DRIVE	AA 3 C
F51	M-DRIVE	AA 4 C
F52	INSTRUMENT CLUSTER	AA 2 B
F52	INSTRUMENT CLUSTER	BA 0 A
F53	BBM	AB 1 B

REF	DESCRIPTION	PAGE
F53	BBM	AG 0 B
F54	TRANS/ PARKER PTO	AB 1 B
F54	TRANS/ PARKER PTO	DF 1 A
F54	TRANS/ PARKER PTO	DH 1 A
F55	OPEN	AA 4 D
F56	BENDIX FUSION	AA 3 D
F57	SNOW PLOW LAMPS LH	AA 3 D
F58	SNOW PLOW LAMPS RH	AA 3 D
F59	SEAT SRS	AA 2 D
F60	HVAC FAN	AA 0 B
F60	HVAC FAN	HA 0 A
F61	LVD SENS/ VENDOR TTU	AA 1 B
F62	CB POWER	AB 0 C
F63	AUX AUX.SW CUST./ SW	AB 0 C
F63	AUX AUX.SW CUST./ SW	AQ 2 A
F64	OPEN	AB 2 C
F65	OPEN	AB 1 C
F66	M-DRIVE	AA 4 B
F67	OPEN	AA 4 B
F67	OPEN	BY 0 A
F68	RADIO Radio	AA 4 B
F68	RADIO Radio	KA 0 A
F69	VECU	AB 1 B
F69	VECU	AG 0 B
F70	PTO	AB 1 B
F70	PTO	AJ 1 A
F71	CENTER PIN HOT	AA 0 B
F72	OPEN	AA 3 D
F73	ACC/ ECS SENSE/ SENSOR/ECS SIDE	AA 3 D
F74	OPEN	AA 4 D
F75	WIPER	AA 2 D
F75	WIPER	GP 0 A
F76	ISO 3731 PLUG	AA 1 B
F77	BENDIX FUSION	AA 4 B
F78	LCM2	AA 2 B
F78	LCM2	GB 2 B
F79	LCM4	AA 0 B
F79	LCM4	GB 3 B
F80	DIAGNOSTIC CONN	AA 2 B
F80	DIAGNOSTIC CONN	XA 3 A
F80	DIAGNOSTIC CONN	XF 3 A
F81	LCM1	AA 1 B
F81	LCM1	GB 2 A
F82	LCM6	AA 3 B
F82	LCM6	GB 3 A
F83	LCM5	AA 3 B
F83	LCM5	GB 2 B
F84	POWER DOOR LOCKS	AA 1 B
F85	TGW	AA 2 B
F86	ECS/ BEACON LAMPS	AA 3 B

Volvo Truck Corporation

Document title  
PCE6 MACK SCHEMATIC

Document type  
PRODUCT SCHEMATIC

Document No

24197318

Issue

01

Volume

2 (2)

Page

18 (21)

## REFERENCES

REF	DESCRIPTION	PAGE
F87	CUST.	AA 0 B
F87	CUST.	AQ 2 A
FE1	TRAILER STOP RELAY	AC 0 B
FE1	TRAILER STOP RELAY	MA 0 A
FE1	TRAILER STOP RELAY	MB 1 A
FE2	RELAY TRAILER CLEARANCE	AC 1 B
FE2	RELAY TRAILER CLEARANCE	MA 2 A
FE2	RELAY TRAILER CLEARANCE	MB 2 A
FE3	RELAY TRAILER MARKER	AC 1 B
FE3	RELAY TRAILER MARKER	MA 2 A
FE3	RELAY TRAILER MARKER	MB 3 A
FE4	EMS MAIN VOLVO/ CUMMINS	AC 2 C
FE4	EMS MAIN VOLVO/ CUMMINS	AG 2 A
FE5	ACM EMS	AC 2 C
FE5	ACM EMS	AG 3 A
FE6	VECU/ WATER IN FUEL SW/ ENG. BRAKE	AC 2 C
FE07	ENGINE EURO5	AC 2 C
FE8	EMS COM 1	AC 2 C
FE8	EMS COM 1	AG 3 A
FE9	EMS COMP 2	AC 3 C
FE9	EMS COMP 2	AG 4 A
FE10	TRAILER AUX/ABS	AC 3 C
FE10	TRAILER AUX/ABS	MA 3 B
FE10	TRAILER AUX/ABS	MB 4 B
FE11	ABS IGN	AC 3 C
FE11	ABS IGN	EC 3 A
FE12	FUEL HEAT	AC 3 C
FE12	FUEL HEAT	FA 2 A
FE13	AIR DRYER	AC 3 C
FE13	AIR DRYER	FA 1 A
FE14	TPM	AC 4 C
FE15	APADS	AC 4 C
FE16	FAN FUEL COOLER	AC 4 C
FE17	FUSE CUMMINS AT	AD 2 D
FE17	FUSE CUMMINS AT	CF 3 A
FE18	CUMMINS ISX ISX-G ISX/	AD 1 B
FE19	AUTO TRANS: ALLISON/ EATON	AD 2 B
FE19	AUTO TRANS: ALLISON/ EATON	DF 0 A
FE19	AUTO TRANS: ALLISON/ EATON	DH 0 A
FE20	TRAILER LEFT TURN	AD 2 B
FE20	TRAILER LEFT TURN	MA 4 B
FE20	TRAILER LEFT TURN	MB 4 B
FE21	TRAILER RIGHT TURN	AD 2 B
FE21	TRAILER RIGHT TURN	MA 4 B
FE21	TRAILER RIGHT TURN	MB 5 B
FE25	UREA HEATED LINES	AD 1 D
FE25	UREA HEATED LINES	CF 1 A
FEM01	FUSE, MAIN POWER	AQ 4 A
FM03	FUSE CUMMINS GRID HEATER	CF 1 A
FT05	FUSE DCU	CE 3 B

REF	DESCRIPTION	PAGE
FT06	FUSE CUMMINS UREA PUMP	CE 0 A
G01	Battery	AE 0 D
G01	Battery	AF 2 D
G01	Battery	AQ 4 C
G01	Battery	CE 4 B
G01	Battery	ND 2 A
G01B	Battery Ring Battery 2	BL 2 B
G01E	BATTERY 1	BL 2 B
G02	ALTERNATOR	AE 2 A
G02	ALTERNATOR	AF 2 C
GEOTAB		BG 1 C
H02A	HORN DUAL TONE 1	GQ 1 D
H03	Reverse warner, acoustic	GF 2 B
H03	Reverse warner, acoustic	GH 3 B
M01	Motor, windscreen wiper	GP 1 C
M02B	WINDSHIELD WASHER PUMP, VHD	GP 3 B
M04	MOTOR, STARTER	AE 1 A
M04	MOTOR, STARTER	AF 2 A
M06DS	Motor, window winder driver side	IF 1 A
M06PS	Motor, window winder passenger side	IF 3 A
M41	Motor Pump, Urea	CE 2 C
M105DS	DOOR LOCK CONT ASSY D S	IF 1 D
M105PS	DOOR LOCK CONT ASSY P S	IF 3 D
M106DS	MIRROR MOTORS/ HEATERS D S	IF 0 C
M106PS	MIRROR MOTORS/ HEATERS P S	IF 4 C
OBD		XA 2 D
R01A	Heater Engine Preheat 110V	CA 2 D
R01C	Heater, engine preheat	CF 0 B
R08B	TERMINATING RESISTOR	BY 2 D
R08C	TERMINATING RESISTOR	XB 4 C
R08H	TERMINATING RESISTOR	KA 3 B
R08I	TERMINATING RESISTOR	CF 2 B
R09	Heater, fuel filter	FA 2 C
R09A	Rear Heater, fuel filter	FA 3 C
R14	Termination resistor	CE 0 B
R21A	TERMINATING RESISTOR DL10	XF 0 C
R21B	TERM RESISTOR	XF 2 B
R29	Heater, fuel filter	CF 1 C
R30	Heater, fuel filter	CF 2 C
R31	Heater, NOxCare pump to injector hose	CF 1 C
RE01	RELAY, TRAILER STOP	AC 0 C
RE01	RELAY, TRAILER STOP	MA 0 B
RE01	RELAY, TRAILER STOP	MB 1 B
RE02	RELAY TRAILER CLEARANCE	AC 1 C
RE02	RELAY TRAILER CLEARANCE	MA 1 B
RE02	RELAY TRAILER CLEARANCE	MB 2 B
RE03	RELAY TRAILER MARKER	AC 1 C
RE03	RELAY TRAILER MARKER	MA 2 B
RE03	RELAY TRAILER MARKER	MB 3 B
RE04	EFRC RELAY, EMS	AC 2 C

Volvo Truck Corporation

Document title  
PCE6 MACK SCHEMATIC

Document type  
PRODUCT SCHEMATIC

Document No

24197318

Issue

01

Volume

2 (2)

Page

19 (21)

## REFERENCES

REF	DESCRIPTION	PAGE
RE04	EFRC RELAY, EMS	AG 2 B
RE05	EFRC RELAY, IGN	AC 2 C
RE06	RELAY CAND CONDITIONER	AD 3 B
RE07	VOLVO FUEL COOLER CUMMINS DEF MODE	AD 0 B
RE07	VOLVO FUEL COOLER CUMMINS DEF MODE	CE 1 B
RE08	CES SPARE	AD 2 D
RE08	CES SPARE	CF 3 B
RE09	UREA HEATER TANK TO PUMP	AD 0 D
RE09	UREA HEATER TANK TO PUMP	CF 1 B
RE10	UREA HEATER PUMP TO INJ.	AD 1 D
RE10	UREA HEATER PUMP TO INJ.	CF 1 B
RE11	UREA HEATER BACKFLOW	AD 1 D
RE11	UREA HEATER BACKFLOW	CF 2 B
RLY01	ACCESSORY POWER	AB 4 C
RLY02	RELAY RADIO WAKE	AB 3 E
RLY03	NEUTRAL POWER	AA 0 D
RLY03	NEUTRAL POWER	BI 2 B
RLY04	VENDOR START ENABLE	AB 0 D
RLY04	VENDOR START ENABLE	CF 0 C
RLY05	RELAY CENTER PIN HOT	AB 0 E
RLY06	RELAY RADIO WAKE	AB 0 E
RLY06	RELAY RADIO WAKE	DF 4 B
RLY06	RELAY RADIO WAKE	DH 4 B
RLY10	RELAY, CITY HORN	AA 2 B
RLY10	RELAY, CITY HORN	GQ 1 B
RLY11	RELAY START ENABLE	AB 2 B
RLY11	RELAY START ENABLE	AI 4 C
RLY12	RELAY HVAC BLOWER	AB 0 D
RLY12	RELAY HVAC BLOWER	HA 0 B
RLY14	RELAY LIFT AXLE/ REVERSE SIGNAL	AB 2 D
RLY14	RELAY LIFT AXLE/ REVERSE SIGNAL	GG 2 B
RLY15	RELAY ALLISON BODYBUILDER	AB 2 B
RLY15	RELAY ALLISON BODYBUILDER	DF 3 B
RLY15	RELAY ALLISON BODYBUILDER	DH 3 B
RLY16	RELAY ALLISON BODYBUILDER	AA 0 E
RLY17	POWER IGNITION 1	AB 0 B
RLY18	RELAY I-SHIFT POWER	AA 4 B
RLY19	RELAY EMS 2	AB 1 B
RLY19	RELAY EMS 2	AG 1 B
RLY20	IGNITION+	AA 3 C
RLY22	RELAY ECS POWER	AA 3 B
RLY23	RELAY INTERMITTENT WIPER	AA 2 E
RLY23	RELAY INTERMITTENT WIPER	GP 1 B
RLY24	RELAY INTERMITTENT WIPER	AA 2 E
RLY24	RELAY INTERMITTENT WIPER	GP 0 B
RLY42A	RELAY GRID HEATER	CF 0 A
S01	Switch, main lighting, selector type	GA 0 B
S06	Stalk switch, windscreen wiper, selector	BA 2 A
S07	SWITCH ENG. BRAKE SEL. TYPE	AH 1 C
S15	Switch Key switch	AQ 1 B

REF	DESCRIPTION	PAGE
S43	Pressure switch, parking brake indicator	AI 0 D
S43A	SWITCH, PRESSURE PARK BRAKE, N.C.	DF 2 E
S43A	SWITCH, PRESSURE PARK BRAKE, N.C.	DH 2 E
S48A	PRESS SW, BRAKELIGHT N/O	GB 2 D
S59	Position switch, brake pedal, NO.	AI 1 C
S80DS	SWITCH DRIVER DOOR CONT PANEL	IF 1 C
S80PS	SWITCH PASS. DOOR CONT PANEL	IF 3 C
S115DS	SW. DRIVER SIDE DOOR	IA 3 C
S115PS	SW PASS. SIDE DOOR	IA 3 D
S130A	SWITCH AIR. SUSP.	FE 0 B
S137A	SWITCH PTO#1	FD 0 B
S169	Switch, Battery Main	AF 2 C
S169	Switch, Battery Main	AQ 4 B
S169	Switch, Battery Main	ND 1 A
S256A	SWITCH PTO 1	AJ 1 C
S366R	SW CAB REAR DOME LAMP	IL 2 C
S371	SWITCH, DIFF LOCK EATON	BB 0 B
S372	SWITCH SET/RESUME	AH 0 C
S373	SWITCH INTERWHEEL DIFF. LOCK	AH 3 B
S374	SWITCH SPEED CONTROL	AH 1 B
S493	SWITCH BRAKE AUTO NEUTRAL	DF 3 D
S493	SWITCH BRAKE AUTO NEUTRAL	DH 3 D
SK141A	SPLICE PACK, ILLUMINATION	AH 1 A
SK141A	SPLICE PACK, ILLUMINATION	AJ 1 A
SK141A	SPLICE PACK, ILLUMINATION	FE 1 A
SK141A	SPLICE PACK, ILLUMINATION	GB 2 A
SK141A	SPLICE PACK, ILLUMINATION	NA 2 A
X01F	FRAME RAIL GROUND STUD	AE 2 D
X01F	FRAME RAIL GROUND STUD	ND 2 E
X07A	12V,DASH PWR OUTLET	IK 0 B
X10	B+ pass through, Cab	AQ 3 B
X18	Fusible Link	AE 1 E
X41	B+, EJB	AA 1 A
X41	B+, EJB	AB 0 A
X41	B+, EJB	AQ 3 C
X41A	EJB B+ LVD	AA 2 B
X41A	EJB B+ LVD	AB 4 B
X41A	EJB B+ LVD	AQ 3 D
X45	Receptacle Engine Heater 110V	CA 2 B
X66	Connector, USB, Audio	IK 3 B
X71	GROUND, ENGINE BLOCK, ALTERNATOR, PRE-HE	AE 2 C
X87	Connector, Cummins Crossover (14 way)	CF 4 D
X89	Connector, Water-in-fuel Sensor	CF 0 C
X89	Connector, Water-in-fuel Sensor	CG 2 D
X115D	Contact reel	BA 2 A
X115D	Contact reel	BB 2 B
X117	Junction Box (1er)	AQ 1 C
X137A	STUD CAB GROUND	AE 3 D
X146A	CONNECTOR CUMMINS CES	CF 2 D
X146A	CONNECTOR CUMMINS CES	CG 2 A

Volvo Truck Corporation

Document title  
PCE6 MACK SCHEMATIC

Document type  
PRODUCT SCHEMATIC

Document No  
24197318

Issue  
01

Volume  
2 (2)

Page  
20 (21)

0

1

2

3

4

## REFERENCES

REF	DESCRIPTION	PAGE
X207	STUD FRAME RAIL	AE 1 E
X208	SPLICE PACK GND	AE 4 B
X208	SPLICE PACK GND	AH 1 D
X208	SPLICE PACK GND	AJ 2 D
X208	SPLICE PACK GND	DF 4 D
X208	SPLICE PACK GND	FE 2 C
X208	SPLICE PACK GND	GG 2 C
X208	SPLICE PACK GND	NA 1 E
X209	GND JUNCTION	AE 3 E
X210A	AUX CONNECTOR	BI 1 E
X210C	AUX CONN	NA 0 C
Y11	Solenoid valve unit, ABS, lhs. front	EC 1 A

REF	DESCRIPTION	PAGE
Y12	Solenoid valve unit, ABS, front right	EC 0 B
Y13	Solenoid valve unit, ABS, lhs. front	EC 1 B
Y14	Solenoid valve unit, ABS, rear right	EC 0 E
Y35	Solenoid valve, engine cooling fan	CE 0 B
Y42	Clutch, magnetic, air conditioning compr	HA 3 C
Y51	SOLENOID VALVE AIR DRYER	FA 1 C
Y81A	Solenoid valve, urea heating tank	CF 1 C
Y197	CHASSIS SOLENOID PACK	FD 1 D
Y197	CHASSIS SOLENOID PACK	FE 0 D
Z10	ONBOARD DIAGNOSTIC CONNECTOR VENDOR ENGIN	XF 2 D
Z11	BODY BUILDER RELS CONNECTOR	BH 3 C
Z11	BODY BUILDER RELS CONNECTOR	BJ 3 C

Volvo Truck Corporation

Document title  
PCE6 MACK SCHEMATIC

Document type  
PRODUCT SCHEMATIC

Document No

24197318

Issue

01

Volume

2 (2)

Page

21 (21)

0

1

2

3

4