



MACK®

MACK® LR ELECTRIC

FULLY ELECTRIC. COMPLETELY MACK.



Mack Trucks continues to be the undisputed leader in the refuse industry. And now we're ushering in an era of electromobility with the new Mack LR Electric. It's the first vertically integrated heavy-duty battery electric refuse truck in North America. The Mack LR Electric powers through your route with the same comfort, visibility and reliability as the diesel-powered LR, but with lower maintenance costs, reduced noise and zero carbon emissions. It's a smart, clean investment in your future.

MackTrucks.com/LRElectric

BORN READY.

MACK® LR ELECTRIC



KEY COMPONENTS

Power Source

2 AC motors with 400kW (536 hp) total peak power at rear wheel, 334kW (448 hp) continuous power

Batteries

4 NMC lithium-ion batteries (Lithium Nickel Manganese Cobalt Oxide), 600V, fast charge capability

Transmission

2-speed Mack Powershift
4,051 lb.-ft. peak output torque

Charging System

Up to 150kW charge power with a max current of 200A, 550–750 volts, compliant with SAE J1772

Auxiliary Power

Circuits: 12, 24 and 600V powering PTO, steering assist, pneumatic, and climate systems

Brakes

Three mode regenerative

FEATURES

Visibility

The LR Electric's large windows increase your field of vision even on narrow streets.

Easy Entry and Exit

Starting with the low 17" step height, designed to give drivers easy cockpit access.


Flexible and Versatile

Driver environment options let you build the right truck for the job and your drivers.

CAB CONFIGURATIONS

Multiple Door Designs


The LR Electric offers three door configurations and six door combinations to suit your needs.



Standard Door



Flip Door



Bi-fold Door

Driving Configurations

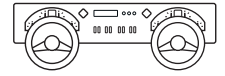
With the standard dual driving cab of LR Electric, owners can choose between stand-up or seated positioning.



Standup



Seated



Dual Steering Positions

SPECIFICATIONS

Weight Rating (GVWR)

66,000 lbs.

Axles

Mack FXL20 20,000-lb. front axle
Mack S462R 46,000-lb. rear axles
Mack *mRIDE*™ 46,000-lb. suspension

Comfort

Extended cab for more room; a tilt and telescopic steering column; new seat positions; suspended pedals; adjustable knee bolsters and armrests; integrated air conditioner

Service and Training

Supported through the Mack dealership network