

Engineering Release Notice (ERN)	Location	Change Description	A = Added D = Deleted	W = Was	Document Release Status <b>RELEASED</b>
					Date
					Modification Count

Table of Contents:

	Page
1. MRU	2
2. LEU with Work Brake, with Dual Driving Positions	3
3. LEU without Work Brake, with Dual Driving Positions	4
4. LEU with Work Brake, with Single Driving Position	5
5. LEU without Work Brake, with Single Driving Position	6
6. LEU Brake System Options	7
7. Auxiliary Systems on Pressure Protected Circuits	8
8. Air Line Numbers and Description	9-11

The copying, distribution and utilization of this document as well as the communication of its contents to others without expressed authorization is prohibited. Offenders will be held liable for payment of damages. All rights reserved in the event of the grant of a patent, utility model or ornamental design registration.

Document Title  
**SCHEMATICS  
MACK CAB OVERS**

**VOLVO**

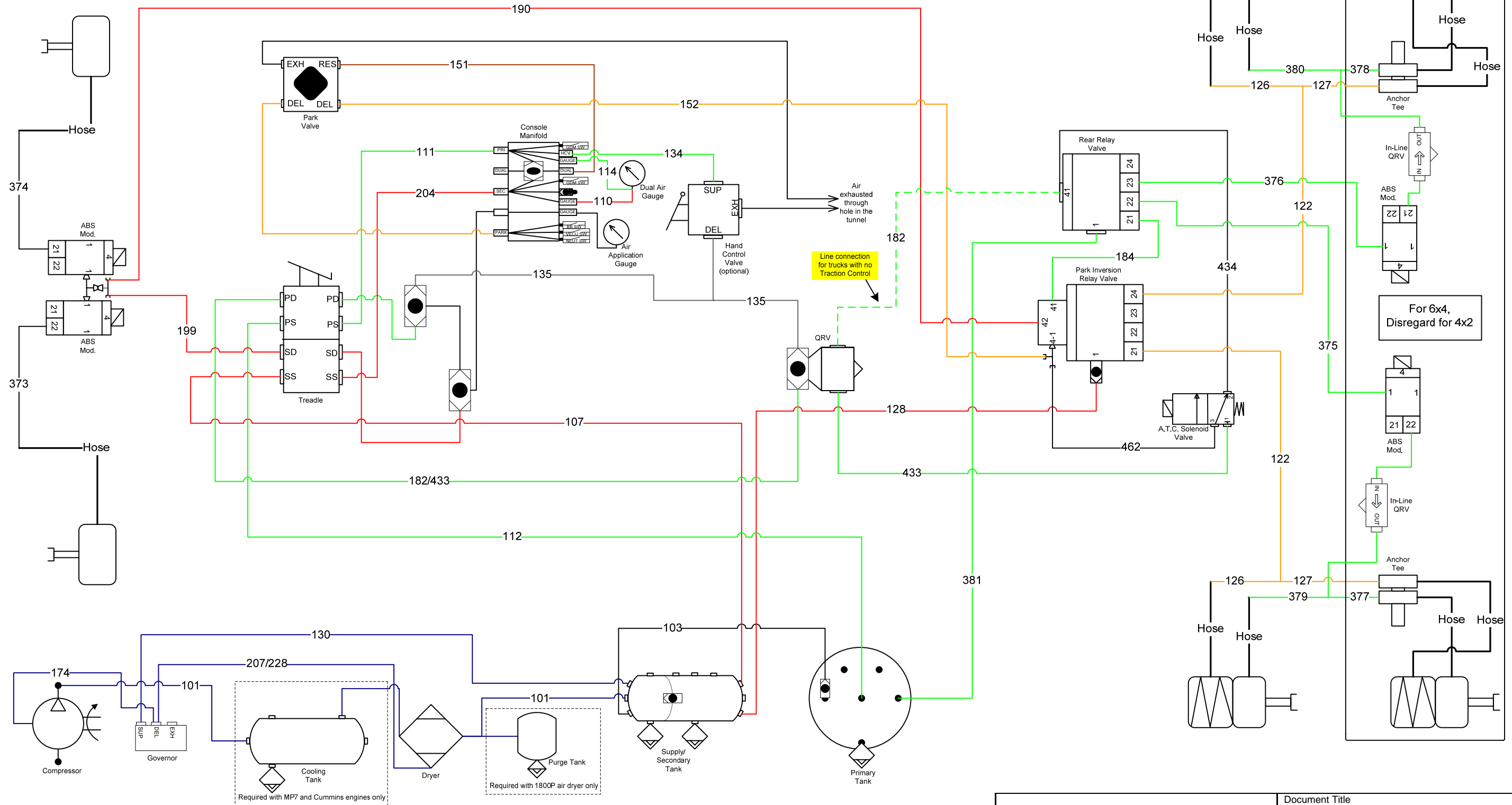
Volvo 3P

Document Type  
**LAYOUT**

The legal owner of this document is stated as Design Location in KOLA and in associated Part Version Report

Document No	Issue Index	Volume No	Page No
<b>21729216</b>	<b>02</b>	<b>01</b>	<b>1(11)</b>

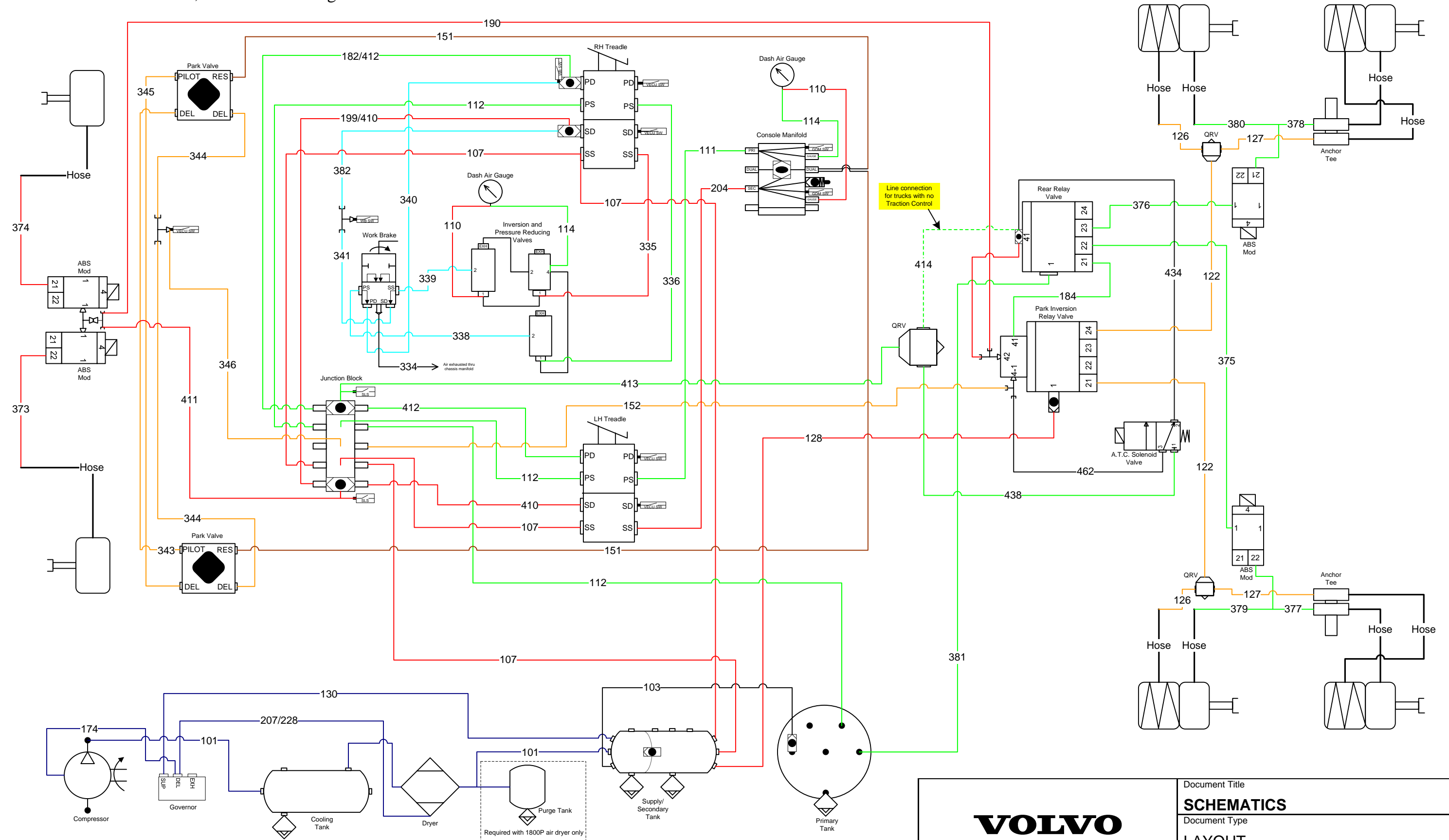
1. MRU



\* Assume a Bendix front axle modulator arrangement for this page, and subsequent pages  
 \* In-line QRV's used with Centrifuse brake drums only

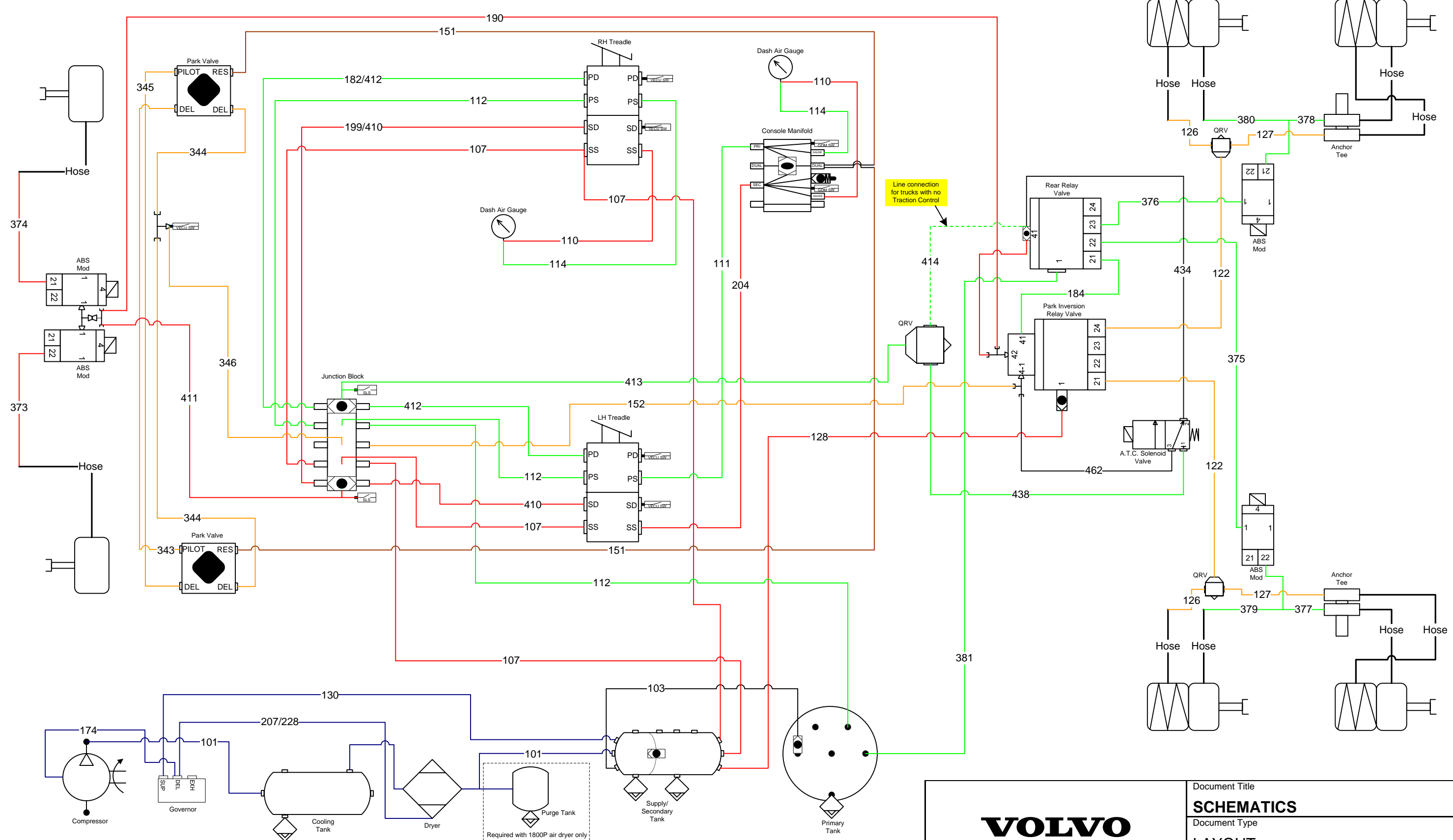
<b>VOLVO</b>			
Volvo 3P			
Document Title <b>SCHEMATICS</b>			
Document Type <b>LAYOUT</b>			
Document No	Issue Index	Volume No	Page No
<b>21729216</b>	<b>02</b>	<b>01</b>	<b>2(11)</b>

## 2. LEU with Work Brake, with Dual Driving Positions



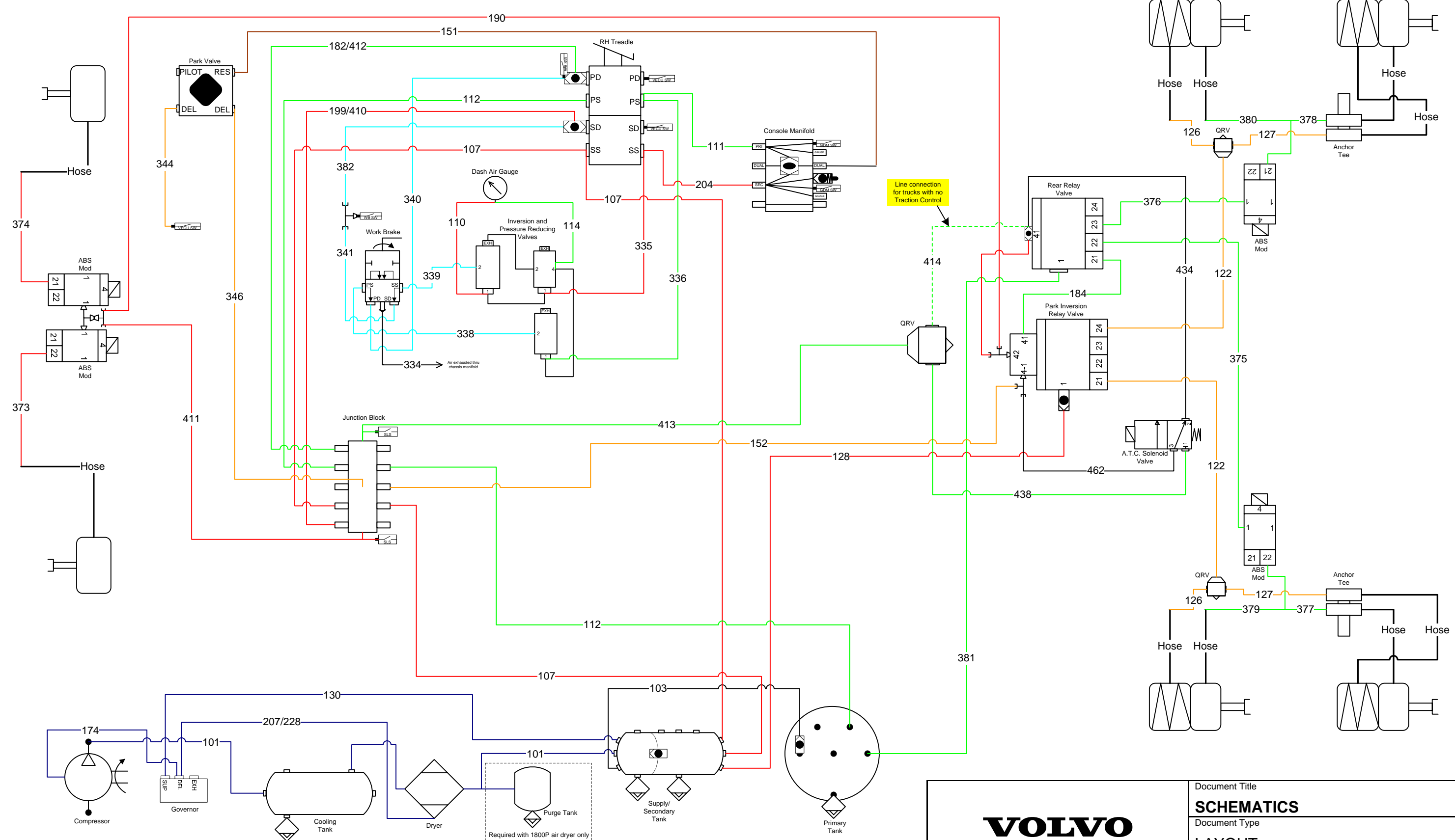
<b>VOLVO</b>			
Volvo 3P			
Document Title <b>SCHEMATICS</b>			
Document Type <b>LAYOUT</b>			
Document No	Issue Index	Volume No	Page No
<b>21729216</b>	<b>02</b>	<b>01</b>	<b>3(11)</b>

### 3. LEU without Work Brake, with Dual Driving Positions



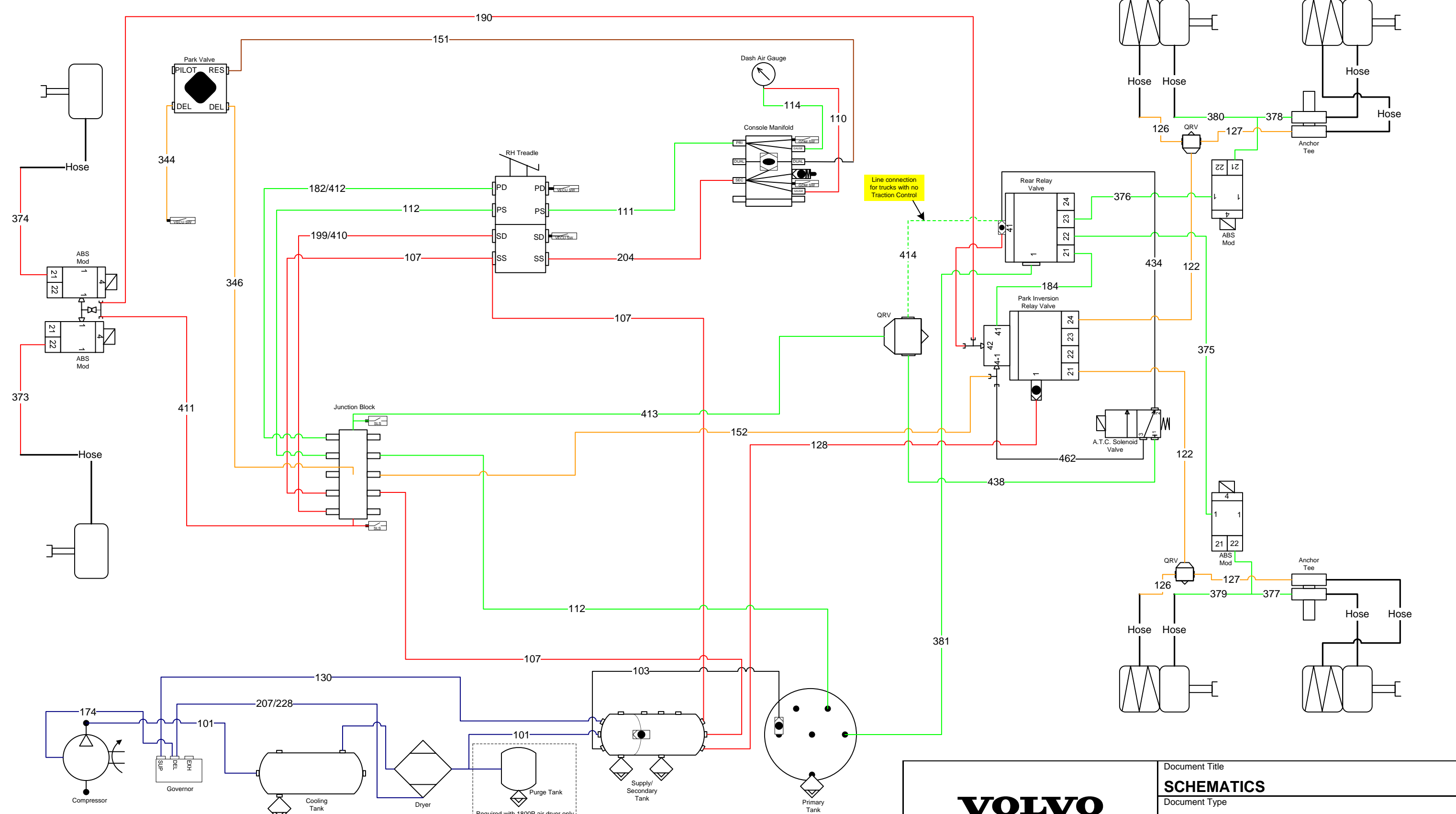
<b>VOLVO</b>			
Volvo 3P			
Document Title <b>SCHEMATICS</b>			
Document Type <b>LAYOUT</b>			
Document No	Issue Index	Volume No	Page No
<b>21729216</b>	<b>02</b>	<b>01</b>	<b>4(11)</b>

# 4. LEU with Work Brake, with Single Driving Position



<b>VOLVO</b>			
Volvo 3P			
Document Title <b>SCHEMATICS</b>			
Document Type <b>LAYOUT</b>			
Document No	Issue Index	Volume No	Page No
<b>21729216</b>	<b>02</b>	<b>01</b>	<b>5(11)</b>

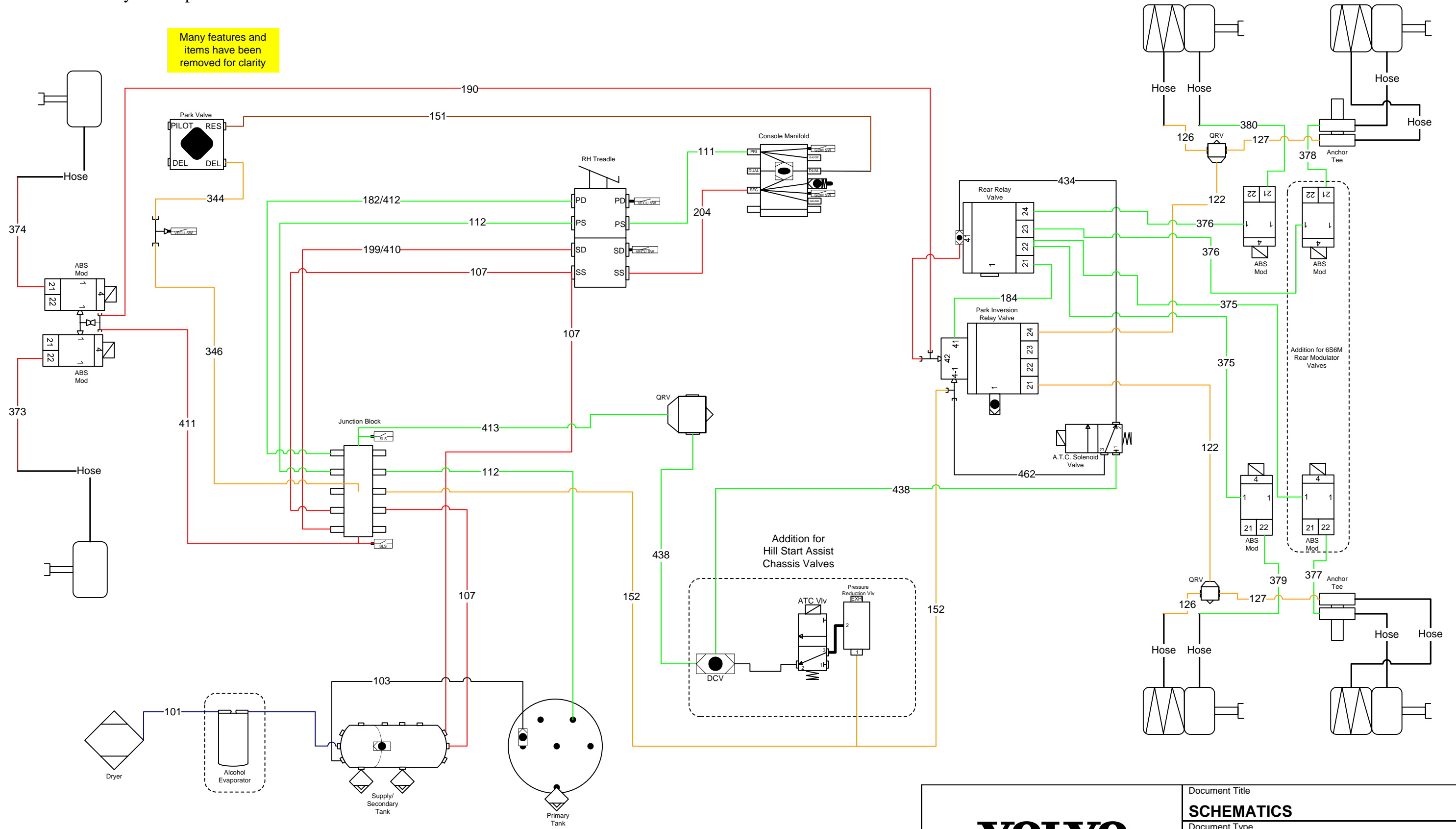
# 5. LEU without Work Brake, with Single Driving Position




<b>VOLVO</b>			
Volvo 3P			
Document Title <b>SCHEMATICS</b>			
Document Type <b>LAYOUT</b>			
Document No	Issue Index	Volume No	Page No
<b>21729216</b>	<b>02</b>	<b>01</b>	<b>6(11)</b>

# 6. LEU Brake System Options

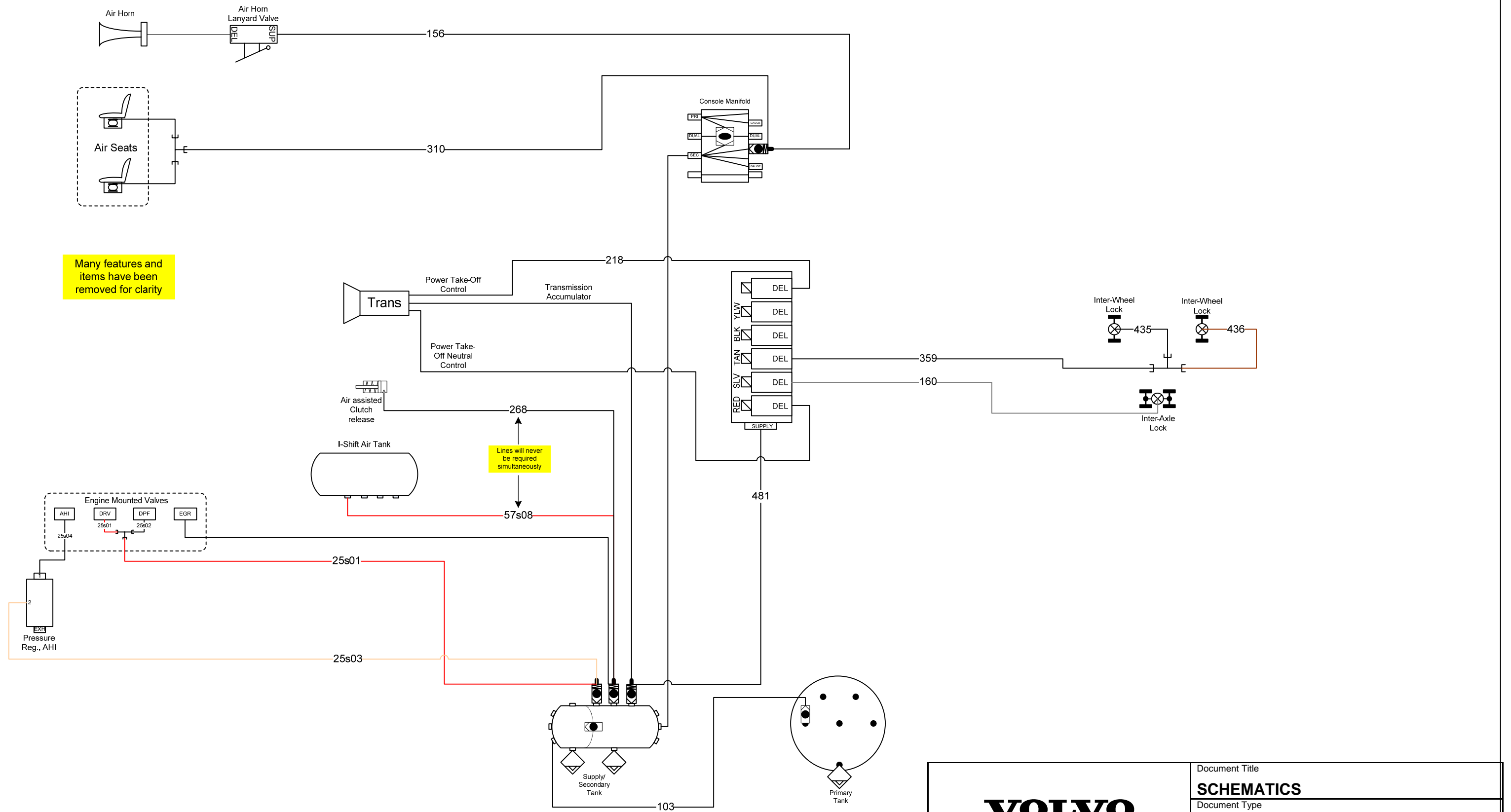
Many features and items have been removed for clarity



\*Additional 6S6M Rear Modulator Valves also available for the MRU

 <b>Volvo 3P</b>				Document Title			
				<b>SCHEMATICS</b>			
				Document Type			
				<b>LAYOUT</b>			
Document No		Issue Index	Volume No	Page No			
<b>21729216</b>		<b>02</b>	<b>01</b>	<b>7(11)</b>			

# 7. Auxiliary Systems on Pressure Protected Circuits




<h1 style="margin: 0;">VOLVO</h1> <p style="margin: 0;">Volvo 3P</p>				Document Title			
				<b>SCHEMATICS</b>			
				Document Type			
				<b>LAYOUT</b>			
Document No		Issue Index	Volume No	Page No			
<b>21729216</b>		<b>02</b>	<b>01</b>	<b>8(11)</b>			



8. Air Line Numbers and Description

Line No.	Description	Color	Line Size
101	Compressor to Supply Reservoir	Blue	3/4"
103	Supply Reservoir to Primary Reservoir	Black	1/2"
107	Secondary Reservoir to Brake Valve, Supply	Red	1/2"
110	Secondary Reservoir to Low Pressure Indicator & Air Gauge	Red	1/4"
111	Supply from Primary Reservoir to Manifold	Green	3/8"
112	Primary Reservoir to Brake Valve, Supply	Green	1/2"
114	Primary Reservoir to Low Pressure Indicator & Air Gauge	Green	1/4"
122	Relay Valve Delivery to Rear Axle Spring Brake Tee	-	3/8"
126	Front Rear Axle Spring Brake Tee to Brake Chamber	-	3/8"
127	Rear Rear Axle Spring Brake Tee to Brake Chamber	-	3/8"
128	Secondary Reservoir to Parking Control Valve w/ Double Check Valve	Red	1/2"
130	Supply Reservoir to Governor Reserve Port	-	3/8"
134	Primary or Secondary Reservoir to Hand Control Valve, Supply	Green	3/8"
135	Hand Control Valve Delivery to Double Check Valve	Grey	3/8"
151	Primary or Secondary Reservoir Double Check Valve to Parking Brake Control Valve, Supply	Brown	3/8", 1/4"
152	Parking Brake Delivery to Spring Brake Control Valve, Supply	Orange	3/8"

Line No.	Description	Color	Line Size
156	Air Horn Supply	Black	1/4"
160	Power Divider Lock-Out Valve Delivery	Grey	1/4"
174	Governor to Compressor	Blue	1/4"
182	Brake Valve Delivery (Primary) to Service Relay Valve, Application	Green	1/2", 3/8"
184	Service Relay Valve, Delivery to Spring Brake Relay Valve, Balance (Anti-Compound)	-	3/8"
190	Brake Valve Delivery (Secondary) to Spring Brake Control Valve, Control	Red	3/8"
199	Brake Valve Delivery (Secondary) to Front Axle Quick Release Valve (Supply)	Red	1/2"
204	Secondary Supply to Cab Manifold	-	3/8"
207	Air Governor Unloader Port to Automatic Drain Valve	Blue	1/4"
218	P.T.O. Control Valve - Delivery	-	1/4"
228	Air Compressor Unloader Port to Automatic Drain Valve Control Port	Blue	1/4"
268	Supply to Transmission Shift Valve	Black	3/8"
310	Air Supply to Air Susp. Seat(s)	Black	1/4"
334	Work Brake Control Valve Exhaust	-	1/2"
335	Secondary Reservoir (Supply) to Work Brake Pressure Reducing Valve Supply	-	3/8"
336	Primary Reservoir (Supply) to Work Brake Pressure Reducing Valve Supply	-	3/8"

 Volvo 3P	Document Title			
	<b>SCHEMATICS</b>			
	Document Type			
<b>LAYOUT</b>				
Document No	Issue Index	Volume No	Page No	
<b>21729216</b>	<b>02</b>	<b>01</b>	<b>9(11)</b>	

8. Air Line Numbers and Description (cont.)

Line No.	Description	Color	Line Size
338	Work Brake Pressure Reducing Valve Delivery to Work Brake Control Valve Supply (Primary)	-	3/8"
339	Work Brake Pressure Reducing Valve Delivery to Work Brake Control Valve Supply (Secondary)	-	3/8"
340	Work Brake Control Valve Primary Delivery to Double Check Valve Supply	-	3/8"
341	Work Brake Control Valve Secondary Delivery to Spring Brake Solenoid (In)	-	3/8"
343	RH Parking Brake Control Valve Delivery to LH Parking Brake Control Valve Control (Dual Drive only)	-	1/4"
344	Parking Brake Control Valve Delivery to Parking Brake Double Check Valve Supply	-	1/4"
345	LH Parking Brake Control Valve Delivery to RH Parking Brake Control Valve Control (Dual Drive only)	-	1/4"
346	Parking Brake Double Check Valve Delivery to Spring Brake Control Valve	-	1/4"
359	Inter-Wheel Power Divider Control Valve Delivery to Rear Axle	-	1/4"
373	LH ABS Modulator Valve Delivery to Front Axle Brake Chamber	Red	1/2"
374	RH ABS Modulator Valve Delivery to Front Axle Brake Chamber	Red	1/2"
375	Service Brake Relay Valve Delivery to LH ABS Modulator Valve Supply	-	5/8"

Line No.	Description	Color	Line Size
376	Service Brake Relay Valve Delivery to RH ABS Modulator Valve Supply	-	5/8"
377	LH ABS Modulator Valve Delivery to Rear Rear Axle Service Brake Chamber	-	1/2"
378	RH ABS Modulator Valve Delivery to Rear Rear Axle Service Brake Chamber	-	1/2"
379	LH ABS Modulator Valve Delivery to Front Rear Axle Service Brake Chamber	-	1/2"
380	RH ABS Modulator Valve Delivery to Front Rear Axle Service Brake Chamber	-	1/2"
381	Primary Reservoir to Service Brake Relay Valve Supply	Green	3/4"
382	Work Brake Control Valve Secondary Delivery to Secondary Double Check Valve Supply	-	3/8"
410	Brake Valve/Double Check Valve Secondary Delivery to Junction Block/Double Check Valve Secondary Delivery	-	1/2"
411	Junction Block/Double Check Valve Secondary Delivery to Front Axle Quick Release Valve Supply	-	1/2"
412	Brake Valve/Double Check Valve Primary Delivery to Junction Block/Double Check Valve Primary Delivery	-	3/8"
413	Junction Block/Double Check Valve Primary Delivery to Rear Axle Signal Quick Release Valve Supply	-	1/2"
414	Quick Release Valve Delivery to Rear Axle Service Relay Valve Application	-	1/2"

**VOLVO**

Volvo 3P

Document Title

**SCHEMATICS**

Document Type

**LAYOUT**

Document No

**21729216**

Issue Index

**02**

Volume No

**01**

Page No

**10(11)**

8. Air Line Numbers and Description (cont.)

Line No.	Description	Color	Line Size
433	Treadle Valve Delivery (Primary) to Traction Control Solenoid	Green	1/2", 3/8"
434	Traction Control Solenoid Delivery to Rear Axle Service Relay Valve Application	-	1/2", 3/8"
435	Inter-Wheel Diff Loc Control Solenoid to Front Rear Axle Diff Loc Port	Black	1/4"
436	Inter-Wheel Diff Loc Control Solenoid to Rear Rear Axle Diff Loc Port	Brown	1/4"
438	Quick Release Valve Delivery (Primary) to Traction Control Solenoid	-	1/2"
462	Spring Brake Inversion Valve Supply to ATC Solenoid	-	1/4"

Line No.	Description	Color	Line Size
481	Secondary Reservoir to Pneumatic Solenoid, Supply	-	3/8"
25s01	Diesel Particulate Filter Atomizer Block Supply	Red	1/2"
25s02	DRV Valve Supply	Black	1/4"
25s03	AHI Regulator Valve Supply	Tan	1/4"
25d04	AHI Regulator Valve Delivery to Injector Air Pipe	White	1/4"
57s08	Transmission Air Tank Supply	Red	1/2"

 - Pressure Switch

**VOLVO**

Volvo 3P

Document Title

**SCHEMATICS**

Document Type

**LAYOUT**

Document No

**21729216**

Issue Index

**02**

Volume No

**01**

Page No

**11(11)**